

PITTSBURGH

Steelers

2004 MEDIA GUIDE





Stacked line.

What's the best defense for a rumbling stomach? We suggest this all-pro team: an array of deli meats and the finest cheeses, stacked to create the ultimate sandwich. For these great tastes and more, rush into Giant Eagle and choose from our delicious selection of more than 100 varieties of deli meats and 400 cheeses from around the world.



The official supermarket of the Pittsburgh Steelers.



TABLE OF CONTENTS

Schedule	1
Media Information	1
Steelers Directory	2-3
Important Dates	3
NFL Week-by-Week	4-5
NFL FINAL STANDINGS	6
FOOTBALL STAFF	7-36
Bill Cowher Bio	8-13
Coaches/Scouts/Staff bios	14-36
2004 PLAYERS	37-275
Veterans Bios	38-245
First-Year/Rookie Bios	246-269
Rosters	270-273
Pronunciation guide	273
Depth Chart	274
2003 IN REVIEW	275-298
Regular-Season Stats	276-279
Starting Lineups	280-281
Game Summaries	282-298
Season Highs	298
STEELERS HISTORY	299-360
History of the Steelers	300-304
Steelers Records at Heinz Field	305
Coldest/Warmest Games	305
Steelers at Three Rivers	306
Steelers in the Pro Bowl	307-308
Postseason Experience	308
Hall of Fame	309
Monday/Thursday Night Results	310
Steelers in Overtime	311
Misc. Wins/Losses/Ties	312
Opponents Scoring Highs	312
All-Time Attendance	313-314
Attendance Facts	315
Regular-Season Streaks	316
200-yard Rushers	316
AFC Cent./North Div. Races	317-319
All-Time Jersey Numbers	320-323
Steelers MVPs	323
Longest Plays	324
Opponents Longest Plays	325
The Last Time	326
71 Years with the Steelers	327-333
Where the Steelers Finished	333
Steelers Postseason History	334
Preseason Results	335-336
Steelers vs. Opponents	337-344
Steelers vs. NFC	344
Steelers All-Time Draft	345-349
Steelers QB Records	350
All-Time Head Coaches	351
All-Time Roster	351-360
All-Time Assistant Coaches	360
RECORDS	361-389
All-Time Leaders	362-375
Individual/Opp. Records	375-376
Year-by-Year First Downs	377
Team Records	378-381
Year-by-Year Team Stats	382-383
Year-by-Year Leaders	384-389
All-Time Cumulative Stats	390-424

2004 PITTSBURGH STEELERS SCHEDULE

PRESEASON

Date	Opponent	Time/Network
Saturday, Aug. 14	at Detroit Lions	7:30 p.m. KDKA-TV
Saturday, Aug. 21	HOUSTON TEXANS	7:30 p.m. KDKA-TV
Thursday, Aug. 26	at Philadelphia Eagles	8 p.m. ESPN
Thursday, Sept. 2	CAROLINA PANTHERS	7 p.m. KDKA-TV

REGULAR SEASON

Sunday, Sept. 12	OAKLAND RAIDERS	1 p.m. (CBS)
Sunday, Sept. 19	at Baltimore Ravens	1 p.m. (CBS)
Sunday, Sept. 26	at Miami Dolphins	1 p.m. (CBS)
Sunday, Oct. 3	CINCINNATI BENGALS	1 p.m. (CBS)
Sunday, Oct. 10	CLEVELAND BROWNS	1 p.m. (CBS)
Sunday, Oct. 17	at Dallas Cowboys	4:15 p.m. (CBS)
Sunday, Oct. 24	BYE	
Sunday, Oct. 31	N.E. PATRIOTS	4:15 p.m. (CBS)
Sunday, Nov. 7	PHILADELPHIA EAGLES	1 p.m. (FOX)
Sunday, Nov. 14	at Cleveland Browns	1 p.m. (CBS)
Sunday, Nov. 21	at Cincinnati Bengals	1 p.m. (CBS)
Sunday, Nov. 28	WASH. REDSKINS	1 p.m. (FOX)
Sunday, Dec. 5	at Jacksonville Jaguars	8:30 p.m. (ESPN)
Sunday, Dec. 12	N.Y. JETS	4:05 p.m. (CBS)
Saturday, Dec. 18	at N.Y. Giants	1:30 p.m. (CBS)
Sunday, Dec. 26	BALTIMORE RAVENS	1 p.m. (CBS)
Sunday, Jan. 2	at Buffalo Bills	1 p.m. (CBS)

All Times are Eastern

MEDIA INFORMATION

CREDENTIALS: Requests for game credentials should be made in writing to Ron Wahl, communications coordinator, Pittsburgh Steelers, 3400 South Water Street, Pittsburgh, PA 15203, or by fax at (412) 432-7878. Requests should be received two weeks prior to a home game.

WILL-CALL: The will-call window is located on street level at the Southwest Ramp near Gate A. The media entrance is located at the Steelers main executive office entrance near the West Ramp at Gate A. Both open 90 minutes prior to kickoff.

IMPORTANT NUMBERS:

Media Relations: (412) 432-7820
 Ron Wahl: (412) 432-7821
 Dave Lockett: (412) 432-7822
 Vicky Iuni: (412) 432-7820
 Fax Number: (412) 432-7878
 Ticket Office: (412) 323-1200
 Training Facility Main Switchboard:
 (412) 432-7800





STEELERS DIRECTORY

ADMINISTRATION

DANIEL M. ROONEY

Chairman

ARTHUR J. ROONEY II

President

JOHN R. MCGINLEY

Vice President

ARTHUR J. ROONEY JR.

Vice President

CHARLES H. NOLL

Administration Advisor

FRONT OFFICE

MARK HART

Director of Business

JIM ELLENBERGER

Controller

GERALDINE GLENN

Human Relations/Office Coordinator

OMAR KHAN

Business Operations Coordinator

JODIE SPAGNOLLI

Accounting Manager

RON WAHL

Communications Coordinator

DAVID LOCKETT

Public Relations/Media Manager

SCOTT PHELPS

Information Technology Administrator

MARKETING

TONY QUATRINI

Director of Marketing

RICK GIUGLIANO

Marketing Coordinator

AMY REGAN

Client Services Administrator

JOHN WODAREK

Marketing Manager

RICK FAIRBEND

Producer/Broadcasting Manager

PETE GERGELY

Broadcasting Assistant

LYNNE MOLYNEAUX

Marketing Community Relations Manager

JOHN SIMPSON

Marketing Assistant

MIKE MARCHINSKY

Marketing Assistant

COACHING STAFF

BILL COWHER

Head Coach

DICK LeBEAU

Defensive Coordinator

KEN WHISENHUNT

Offensive Coordinator

RUSS GRIMM

Assistant Head Coach/

Offensive Line Coach

KEITH BUTLER

Linebackers Coach

BRUCE ARIANS

Wide Receivers Coach

JAMES DANIEL

Tight Ends Coach

CHET FUHRMAN

Conditioning Coach

DICK HOAK

Running Backs Coach

RAY HORTON

Assistant Defensive Backs Coach

JOHN MITCHELL

Defensive Line Coach

DARREN PERRY

Defensive Backs Coach

KEVIN SPENCER

Special Teams Coach

MARK WHIPPLE

Quarterbacks Coach

LOU SPANOS

Defensive Assistant

MATT RAICH

Offensive Assistant

FOOTBALL OPERATIONS

KEVIN COLBERT

Director of Football Operations

RON HUGHES

College Scouting Coordinator

DOUG WHALEY

Pro Scouting Coordinator

PHIL KREIDLER

Pro/College Scout

MARK GORSCAK

College Scout

BOB LANE

College Scout

BRUCE McNORTON

College Scout

DAN ROONEY

College Scout

KELVIN FISHER

Blesto Scout

TRAINING STAFF

JOHN NORWIG

Head Athletic Trainer

RYAN GROVE

Assistant Athletic Trainer

ARIKO ISO

Assistant Athletic Trainer

SUPPORT STAFF

CHRISSY BULGER

MIA DAUDET

VICKY IUNI

STACIE LAWRENCE

MAUREEN MANNION

MEGHAN MATESA

KAREN MERCALDE

KELLY RAE

JANET RUSNAK

TYRONE RYAN

ADMINISTRATIVE/FOOTBALL OFFICES: UPMC SPORTS PERFORMANCE COMPLEX

3400 South Water Street

Pittsburgh, PA 15203

(412) 432-7800

Media Relations FAX: (412) 432-7878

Ticket Office: (412) 323-1200

STEELERS DIGEST OFFICIAL STEELERS FAN CLUB

Phone: (800) 334-4005

TRAINING CAMP:

Saint Vincent College

Latrobe, PA 15650

(724) 539-8515



STEELERS DIRECTORY

MEDICAL STAFF

DR. JAMES P. BRADLEY

Physician, Orthopedic

DR. FRANCIS MAH

Ophthalmologist

DR. JOSEPH MAROON

Neurological Surgeon

DR. RICHARD RYDZE

Physician, M.D.

DR. ABRAHAM J. TWERSKI

Physician, Consultant

DR. ANTHONY P. YATES

Physician, M.D.

FOOTBALL STAFF

ANTHONY GRIGGS

Player Development

RODGERS FREYVOGEL

Equipment Manager

RICH BAKER

Field Manager

KALVIN JONES

Field/Equipment Assistant

BOB MCCARTNEY

Video Coordinator

ANDY LIZANICH

Video Assistant

ROB BRAKEL

Video Assistant

MIKE FABUS

Photographer

TICKET OPERATIONS

BEN LENTZ

Ticket Manager

LIBBY PATCHER

Season Ticket Assistant

STADIUM OPERATIONS

JAMES V. SACCO

Director of Stadium Management

BRIAN OPACIC

Stadium Operations Coordinator

ROB THOMPSON

Event Operations Coordinator

BRYAN MICHAELS

Stadium Finance Coordinator

GREG HOYER

Event Operations Assistant

DON COLTON

Stadium Operations Assistant

JAMES TABAKA

Shipping & Receiving/Operations

BERNIE DeLUCA

Suite Manager

JAMIE KREGER

Club Sales Manager

LISA WEINZEL

Club Seats Manager

CAYCE LITTLE

Guest Services/Tour Manager

DAVE STEINER

Audio Visual Technician

CHRIS ECTON

Sports Turf Manager

JOHN FOX

Playing Surface Staff

ANDY LIPINSKI

Playing Surface Staff

AARON ROMELLA

Playing Surface Staff

HEIDI EDWARDS

Amphitheater Project Coordinator

HEINZ FIELD SUPPORT STAFF

JULIE CAUGHERTY

GENEVA JORDAN

DIANE LOWE

JODIE LUTES

RENAE McNABB

ELLIE SHAM

IMPORTANT DATES

July 30—Team Report to Camp

Aug. 9—Pro Football Hall of Fame Game,
Canton, Ohio.

Aug. 14—Preseason Opener at Detroit

Aug. 21—Preseason Game vs. Houston

Aug. 25—Team breaks camp

Aug. 26—Preseason Game at Philadelphia

Aug. 31—Roster cutdown to 65 players.

Sept. 2—Preseason Finale vs. Carolina

Sept. 5—Roster cutdown to 53 players

Sept. 5—NFL Europe League exemptions
expire

Sept. 6—Clubs may establish practice squad
of eight players

Sept. 9-13—Kickoff 2004 Weekend

Sept. 12—Season Opener vs. Oakland

Oct. 19—Trading deadline (4 p.m., ET)



MERCHANDISING

TIM CAREY

Merchandising Manager

SAM ROGIERO

Assistant Merchandising Manager

ROBB GEDRYS

Merchandising Assistant

DANNY WILLIAMS

Grove City Store

KRISTEN BEERS

Merchandising Accounting Manager

HOME FIELD:

Heinz Field (64,350)

STADIUM OPERATIONS/ MARKETING AND MERCHANDISING HEINZ FIELD

100 Art Rooney Avenue

Pittsburgh, PA 15212

Main Switchboard: (412) 697-7700



WWW.STEELERS.COM





2004 NATIONAL FOOTBALL LEAGUE SCHEDULE

THURSDAY NIGHT, SEPTEMBER 9
(FOX-TV WEEKEND)

1. INDY AT NEW ENGLAND 9:00
- SUNDAY, SEPTEMBER 12**
2. JACKSONVILLE AT BUFFALO 1:00
3. DETROIT AT CHICAGO 1:00
4. BALTIMORE AT CLEVELAND 1:00
5. SAN DIEGO AT HOUSTON 1:00
6. TENNESSEE AT MIAMI 1:00
7. SEATTLE AT NEW ORLEANS 1:00
8. CINCINNATI AT N.Y. JETS 1:00
9. OAKLAND AT PITTSBURGH 1:00
10. ARIZONA AT ST. LOUIS 1:00
11. TAMPA BAY AT WASHINGTON 1:00
12. DALLAS AT MINNESOTA 4:15
13. N.Y. GIANTS AT PHILADELPHIA 4:15
14. ATLANTA AT SAN FRANCISCO 4:15
15. KANSAS CITY AT DENVER 8:30
- MONDAY, SEPTEMBER 13**
16. GREEN BAY AT CAROLINA 9:00

SUNDAY, SEPTEMBER 19
(CBS-TV WEEKEND)

17. ST. LOUIS AT ATLANTA 1:00
18. PITTSBURGH AT BALTIMORE 1:00
19. HOUSTON AT DETROIT 1:00
20. CHICAGO AT GREEN BAY 1:00
21. DENVER AT JACKSONVILLE 1:00
22. CAROLINA AT KANSAS CITY 1:00
23. SAN FRAN AT NEW ORLEANS 1:00
24. WASHINGTON AT N.Y. GIANTS 1:00
25. INDY AT TENNESSEE 1:00
26. SEATTLE AT TAMPA BAY 4:05
27. NEW ENGLAND AT ARIZONA 4:15
28. CLEVELAND AT DALLAS 4:15
29. BUFFALO AT OAKLAND 4:15
30. N.Y. JETS AT SAN DIEGO 4:15
31. MIAMI AT CINCINNATI 8:30
- MONDAY, SEPTEMBER 20**
32. MINNESOTA AT PHILADELPHIA 9:00

SUNDAY, SEPTEMBER 26
(FOX-TV WEEKEND)(OPEN DATES: BUFFALO, CAROLINA,
NEW ENGLAND, N.Y. JETS)

33. ARIZONA AT ATLANTA 1:00
34. BALTIMORE AT CINCINNATI 1:00
35. PHILADELPHIA AT DETROIT 1:00
36. HOUSTON AT KANSAS CITY 1:00
37. PITTSBURGH AT MIAMI 1:00
38. CHICAGO AT MINNESOTA 1:00
39. CLEVELAND AT N.Y. GIANTS 1:00
40. NEW ORLEANS AT ST. LOUIS 1:00
41. JACKSONVILLE AT TENNESSEE 1:00
42. SAN DIEGO AT DENVER 4:05
43. GREEN BAY AT INDIANAPOLIS 4:15
44. SAN FRANCISCO AT SEATTLE 4:15
45. TAMPA BAY AT OAKLAND 8:30
- MONDAY, SEPTEMBER 27**
46. DALLAS AT WASHINGTON 9:00

SUNDAY, OCTOBER 3
(CBS-TV WEEKEND)(OPEN DATES: DALLAS, DETROIT,
MINNESOTA, SEATTLE)

47. NEW ENGLAND AT BUFFALO 1:00
48. PHILADELPHIA AT CHICAGO 1:00
49. WASHINGTON AT CLEVELAND 1:00
50. N.Y. GIANTS AT GREEN BAY 1:00
51. OAKLAND AT HOUSTON 1:00
52. INDY AT JACKSONVILLE 1:00
53. CINCINNATI AT PITTSBURGH 1:00
54. NEW ORLEANS AT ARIZONA 4:05
55. ATLANTA AT CAROLINA 4:05
56. N.Y. JETS AT MIAMI 4:15
57. TENNESSEE AT SAN DIEGO 4:15
58. DENVER AT TAMPA BAY 4:15
59. ST. LOUIS AT SAN FRANCISCO 8:30
- MONDAY, OCTOBER 4**
60. KANSAS CITY AT BALTIMORE 9:00

SUNDAY, OCTOBER 10
(FOX-TV WEEKEND)(OPEN DATES: CHICAGO, CINCINNATI,
KANSAS CITY, PHILADELPHIA)

61. DETROIT AT ATLANTA 1:00
62. N.Y. GIANTS AT DALLAS 1:00
63. MINNESOTA AT HOUSTON 1:00
64. OAKLAND AT INDIANAPOLIS 1:00
65. MIAMI AT NEW ENGLAND 1:00
66. TAMPA BAY AT NEW ORLEANS 1:00
67. CLEVELAND AT PITTSBURGH 1:00
68. BUFFALO AT N.Y. JETS 4:05
69. JACKSONVILLE AT SAN DIEGO 4:05
70. CAROLINA AT DENVER 4:15
71. ARIZONA AT SAN FRANCISCO 4:15
72. ST. LOUIS AT SEATTLE 4:15
73. BALTIMORE AT WASHINGTON 8:30
- MONDAY, OCTOBER 11**
74. TENNESSEE AT GREEN BAY 9:00

SUNDAY, OCTOBER 17
(CBS-TV WEEKEND)(OPEN DATES: ARIZONA, BALTIMORE,
INDIANAPOLIS, N.Y. GIANTS)

75. SAN DIEGO AT ATLANTA 1:00
76. MIAMI AT BUFFALO 1:00
77. WASHINGTON AT CHICAGO 1:00
78. CINCINNATI AT CLEVELAND 1:00
79. GREEN BAY AT DETROIT 1:00
80. KANSAS CITY AT JACKSONVILLE 1:00
81. SEATTLE AT NEW ENGLAND 1:00
82. SAN FRANCISCO AT N.Y. JETS 1:00
83. CAROLINA AT PHILADELPHIA 1:00
84. HOUSTON AT TENNESSEE 1:00
85. PITTSBURGH AT DALLAS 4:15
86. DENVER AT OAKLAND 4:15
87. MINNESOTA AT NEW ORLEANS 8:30
- MONDAY, OCTOBER 18**
88. TAMPA BAY AT ST. LOUIS 9:00

SUNDAY, OCTOBER 24
(FOX-TV WEEKEND)(OPEN DATES: HOUSTON, PITTSBURGH,
SAN FRANCISCO, WASHINGTON)

89. BUFFALO AT BALTIMORE 1:00
90. SAN DIEGO AT CAROLINA 1:00
91. PHILADELPHIA AT CLEVELAND 1:00
92. JACKSONVILLE AT INDY 1:00
93. ATLANTA AT KANSAS CITY 1:00
94. ST. LOUIS AT MIAMI 1:00
95. TENNESSEE AT MINNESOTA 1:00
96. DETROIT AT N.Y. GIANTS 1:00
97. CHICAGO AT TAMPA BAY 1:00
98. N.Y. JETS AT NEW ENGLAND 4:05
99. SEATTLE AT ARIZONA 4:15
100. DALLAS AT GREEN BAY 4:15
101. NEW ORLEANS AT OAKLAND 4:15
- MONDAY, OCTOBER 25**
102. DENVER AT CINCINNATI 9:00

SUNDAY, OCTOBER 31
(CBS-TV WEEKEND)(OPEN DATES: CLEVELAND, NEW
ORLEANS, ST. LOUIS, TAMPA BAY)

103. ARIZONA AT BUFFALO 1:00
104. DETROIT AT DALLAS 1:00
105. JACKSONVILLE AT HOUSTON 1:00
106. INDIANAPOLIS AT KANSAS CITY 1:00
107. N.Y. GIANTS AT MINNESOTA 1:00
108. BALTIMORE AT PHILADELPHIA 1:00
109. CINCINNATI AT TENNESSEE 1:00
110. GREEN BAY AT WASHINGTON 1:00
111. ATLANTA AT DENVER 4:05
112. CAROLINA AT SEATTLE 4:05
113. NEW ENGLAND AT PITTSBURGH 4:15
114. OAKLAND AT SAN DIEGO 4:15
115. SAN FRANCISCO AT CHICAGO 8:30
- MONDAY, NOVEMBER 1**
116. MIAMI AT N.Y. JETS 9:00

SUNDAY, NOVEMBER 7
(CBS-TV WEEKEND)(OPEN DATES: ATLANTA, JACKSONVILLE,
GREEN BAY, TENNESSEE)

117. N.Y. JETS AT BUFFALO 1:00
118. OAKLAND AT CAROLINA 1:00
119. DALLAS AT CINCINNATI 1:00
120. WASHINGTON AT DETROIT 1:00
121. ARIZONA AT MIAMI 1:00
122. PHILADELPHIA AT PITTSBURGH 1:00
123. KANSAS CITY AT TAMPA BAY 1:00
124. CHICAGO AT N.Y. GIANTS 4:05
125. NEW ORLEANS AT SAN DIEGO 4:05
126. SEATTLE AT SAN FRANCISCO 4:05
127. HOUSTON AT DENVER 4:15
128. NEW ENGLAND AT ST. LOUIS 4:15
129. CLEVELAND AT BALTIMORE 8:30
- MONDAY, NOVEMBER 8**
130. MINNESOTA AT INDIANAPOLIS 9:00

2004 NATIONAL FOOTBALL LEAGUE SCHEDULE

SUNDAY, NOVEMBER 14
(FOX-TV WEEKEND)(OPEN DATES: DENVER, MIAMI, OAKLAND,
SAN DIEGO)

131. TAMPA BAY AT ATLANTA	1:00
132. PITTSBURGH AT CLEVELAND	1:00
133. HOUSTON AT INDIANAPOLIS	1:00
134. DETROIT AT JACKSONVILLE	1:00
135. KANSAS CITY AT NEW ORLEANS	1:00
136. BALTIMORE AT N.Y. JETS	1:00
137. SEATTLE AT ST. LOUIS	1:00
138. CHICAGO AT TENNESSEE	1:00
139. CINCINNATI AT WASHINGTON	4:05
140. N.Y. GIANTS AT ARIZONA	4:15
141. MINNESOTA AT GREEN BAY	4:15
142. CAROLINA AT SAN FRANCISCO	4:15
143. BUFFALO AT NEW ENGLAND	8:30
144. PHILADELPHIA AT DALLAS	9:00

SUNDAY, NOVEMBER 21
(FOX-TV WEEKEND)

145. DALLAS AT BALTIMORE	1:00
146. ST. LOUIS AT BUFFALO	1:00
147. ARIZONA AT CAROLINA	1:00
148. INDIANAPOLIS AT CHICAGO	1:00
149. PITTSBURGH AT CINCINNATI	1:00
150. N.Y. JETS AT CLEVELAND	1:00
151. TENNESSEE AT JACKSONVILLE	1:00
152. DETROIT AT MINNESOTA	1:00
153. DENVER AT NEW ORLEANS	1:00
154. SAN FRANCISCO AT TAMPA BAY	1:00
155. SAN DIEGO AT OAKLAND	4:05
156. MIAMI AT SEATTLE	4:05
157. ATLANTA AT N.Y. GIANTS	4:15
158. WASHINGTON AT PHILADELPHIA	4:15
159. GREEN BAY AT HOUSTON	8:30

MONDAY, NOVEMBER 22

160. NEW ENGLAND AT KANSAS CITY	9:00
---------------------------------	------

THURSDAY, NOVEMBER 25

161. INDIANAPOLIS AT DETROIT	12:30
162. CHICAGO AT DALLAS	4:15

SUNDAY, NOVEMBER 28
(CBS-TV WEEKEND)

163. TAMPA BAY AT CAROLINA	1:00
164. CLEVELAND AT CINCINNATI	1:00
165. TENNESSEE AT HOUSTON	1:00
166. SAN DIEGO AT KANSAS CITY	1:00
167. JACKSONVILLE AT MINNESOTA	1:00
168. BALTIMORE AT NEW ENGLAND	1:00
169. PHILADELPHIA AT N.Y. GIANTS	1:00
170. WASHINGTON AT PITTSBURGH	1:00
171. NEW ORLEANS AT ATLANTA	4:05
172. N.Y. JETS AT ARIZONA	4:15
173. MIAMI AT SAN FRANCISCO	4:15
174. BUFFALO AT SEATTLE	4:15
175. OAKLAND AT DENVER	8:30

MONDAY, NOVEMBER 29

176. ST. LOUIS AT GREEN BAY	9:00
-----------------------------	------

SUNDAY, DECEMBER 5
(FOX-TV WEEKEND)

177. CINCINNATI AT BALTIMORE	1:00
178. MINNESOTA AT CHICAGO	1:00
179. NEW ENGLAND AT CLEVELAND	1:00
180. ARIZONA AT DETROIT	1:00
181. TENNESSEE AT INDIANAPOLIS	1:00
182. BUFFALO AT MIAMI	1:00
183. CAROLINA AT NEW ORLEANS	1:00
184. HOUSTON AT N.Y. JETS	1:00
185. SAN FRANCISCO AT ST. LOUIS	1:00
186. ATLANTA AT TAMPA BAY	1:00
187. KANSAS CITY AT OAKLAND	4:05
188. DENVER AT SAN DIEGO	4:05
189. GREEN BAY AT PHILADELPHIA	4:15
190. N.Y. GIANTS AT WASHINGTON	4:15
191. PITTSBURGH AT JACKSONVILLE	8:30
192. DALLAS AT SEATTLE	9:00

SUNDAY, DECEMBER 12
(FOX-TV WEEKEND)

193. OAKLAND AT ATLANTA	1:00
194. N.Y. GIANTS AT BALTIMORE	1:00
195. CLEVELAND AT BUFFALO	1:00
196. NEW ORLEANS AT DALLAS	1:00
197. DETROIT AT GREEN BAY	1:00
198. INDIANAPOLIS AT HOUSTON	1:00
199. CHICAGO AT JACKSONVILLE	1:00
200. SEATTLE AT MINNESOTA	1:00
201. CINCINNATI AT NEW ENGLAND	1:00
202. MIAMI AT DENVER	4:05
203. N.Y. JETS AT PITTSBURGH	4:05
204. SAN FRANCISCO AT ARIZONA	4:15
205. ST. LOUIS AT CAROLINA	4:15
206. TAMPA BAY AT SAN DIEGO	4:15
207. PHILADELPHIA AT WASHINGTON	8:30

MONDAY, DECEMBER 13

208. KANSAS CITY AT TENNESSEE	9:00
-------------------------------	------

SATURDAY, DECEMBER 18
(CBS-TV WEEKEND)

209. PITTSBURGH AT N.Y. GIANTS	1:30
210. WASHINGTON AT SAN FRAN	5:00
211. CAROLINA AT ATLANTA	8:30

SUNDAY, DECEMBER 19

212. HOUSTON AT CHICAGO	1:00
213. BUFFALO AT CINCINNATI	1:00
214. JACKSONVILLE AT GREEN BAY	1:00
215. MINNESOTA AT DETROIT	1:00
216. SAN DIEGO AT CLEVELAND	1:00
217. SEATTLE AT N.Y. JETS	1:00
218. DALLAS AT PHILADELPHIA	1:00
219. ST. LOUIS AT ARIZONA	4:05
220. NEW ORLEANS AT TAMPA BAY	4:05
221. DENVER AT KANSAS CITY	4:15
222. TENNESSEE AT OAKLAND	4:15
223. BALTIMORE AT INDIANAPOLIS	8:30
224. NEW ENGLAND AT MIAMI	9:00

FRIDAY, DECEMBER 24
(FOX-TV WEEKEND)

225. GREEN BAY AT MINNESOTA	3:00
-----------------------------	------

SATURDAY, DECEMBER 25

226. OAKLAND AT KANSAS CITY	5:00
227. DENVER AT TENNESSEE	8:30

SUNDAY, DECEMBER 26

228. N.Y. GIANTS AT CINCINNATI	1:00
229. CHICAGO AT DETROIT	1:00
230. SAN DIEGO AT INDIANAPOLIS	1:00
231. HOUSTON AT JACKSONVILLE	1:00
232. ATLANTA AT NEW ORLEANS	1:00
233. BALTIMORE AT PITTSBURGH	1:00
234. CAROLINA AT TAMPA BAY	1:00
235. NEW ENGLAND AT N.Y. JETS	4:05
236. BUFFALO AT SAN FRANCISCO	4:05
237. WASHINGTON AT DALLAS	4:15
238. ARIZONA AT SEATTLE	4:15
239. CLEVELAND AT MIAMI	8:30

MONDAY, DECEMBER 27

240. PHILADELPHIA AT ST. LOUIS	9:00
--------------------------------	------

SUNDAY, JANUARY 2
(CBS-TV WEEKEND)

241. MIAMI AT BALTIMORE	1:00
242. PITTSBURGH AT BUFFALO	1:00
243. NEW ORLEANS AT CAROLINA	1:00
244. GREEN BAY AT CHICAGO	1:00
245. CLEVELAND AT HOUSTON	1:00
246. SAN FRAN AT NEW ENGLAND	1:00
247. CINCINNATI AT PHILADELPHIA	1:00
248. N.Y. JETS AT ST. LOUIS	1:00
249. DETROIT AT TENNESSEE	1:00
250. MINNESOTA AT WASHINGTON	1:00
251. TAMPA BAY AT ARIZONA	4:05
252. ATLANTA AT SEATTLE	4:05
253. INDIANAPOLIS AT DENVER	4:15
254. JACKSONVILLE AT OAKLAND	4:15
255. KANSAS CITY AT SAN DIEGO	4:15
256. DALLAS AT N.Y. GIANTS	8:30



POSTSEASON

**JANUARY 8-9, 2005**
WILDCARD GAMES**JANUARY 15-16, 2005**
DIVISIONAL PLAYOFFS**JANUARY 23, 2005**
AFC AND NFC CHAMPIONSHIP GAMES**FEBRUARY 6, 2005**
SUPER BOWL XXXIX, JACKSONVILLE,
FLORIDA**FEBRUARY 13, 2005**
AFC-NFC PRO BOWL, HONOLULU,
HAWAII



2003 FINAL NFL REGULAR-SEASON STANDINGS

AMERICAN FOOTBALL CONFERENCE

East Division

	W	L	T	Pct.	Pts	OP
*y-New England	14	2	0	.875	348	238
Miami	10	6	0	.625	311	261
Buffalo	6	10	0	.375	243	279
New York Jets	6	10	0	.375	283	299

North Division

	W	L	T	Pct.	Pts	OP
y-Baltimore	10	6	0	.625	391	281
Cincinnati	8	8	0	.500	346	384
Pittsburgh	6	10	0	.375	300	327
Cleveland	5	11	0	.312	254	322

South Division

	W	L	T	Pct.	Pts	OP
y-Indianapolis	12	4	0	.750	447	336
x-Tennessee	12	4	0	.750	435	324
Jacksonville	5	11	0	.312	276	331
<u>Houston</u>	<u>5</u>	<u>11</u>	<u>0</u>	<u>.312</u>	<u>255</u>	<u>380</u>

West Division

	W	L	T	Pct.	Pts	OP
y-Kansas City	13	3	0	.812	484	332
x-Denver	10	6	0	.625	381	301
Oakland	4	12	0	.250	270	379
San Diego	4	12	0	.250	313	441

*-Clinched home-field advantage

y-Clinched division title

x-Clinched playoff berth

NATIONAL FOOTBALL CONFERENCE

East Division

	W	L	T	Pct.	Pts	OP
*y-Philadelphia	12	4	0	.750	374	287
x-Dallas	10	6	0	.625	289	260
Washington	5	11	0	.312	287	372
New York Giants	4	12	0	.250	243	387

North Division

	W	L	T	Pct.	Pts	OP
y-Green Bay	10	6	0	.625	442	307
Minnesota	9	7	0	.562	416	353
Chicago	7	9	0	.438	283	346
Detroit	5	11	0	.312	270	379

South Division

	W	L	T	Pct.	Pts	OP
y-Carolina	11	5	0	.688	325	304
New Orleans	8	8	0	.500	340	326
Tampa Bay	7	9	0	.438	301	264
Atlanta	5	11	0	.312	299	422

West Division

	W	L	T	Pct.	Pts	OP
y-St. Louis	12	4	0	.750	447	328
x-Seattle	10	6	0	.625	404	327
San Francisco	7	9	0	.438	384	337
Arizona	4	12	0	.250	225	452

WILD CARD WEEKEND

AFC: Tennessee 20, BALTIMORE 17

NFC: GREEN BAY 33, Seattle 27 (OT)

NFC: CAROLINA 29, Dallas 10

AFC: INDIANAPOLIS 41, Denver 10

DIVISIONAL PLAYOFFS

NFC: Carolina 29, ST. LOUIS 23 (OT)

AFC: NEW ENGLAND 17, Tennessee 14

NFC: PHILADELPHIA 20, Green Bay 17 (OT)

AFC: Indianapolis 38, KANSAS CITY 31

CHAMPIONSHIP GAMES

AFC: NEW ENGLAND 24, Indianapolis 14

NFC: Carolina 14, PHILADELPHIA 3


SUPER BOWL XXXVIII

New England 32 vs. Carolina 29 (Reliant Stadium, Houston, Texas)

AFC-NFC PRO BOWL: NFC 55 AFC 52 (Aloha Stadium, Honolulu, HI)



FOOTBALL STAFF





BILL COWHER

Head Coach

The longest-tenured head coach in the NFL, Bill Cowher begins his 13th season as head coach of his hometown Steelers.

With 13 seasons in Pittsburgh, Cowher ranks ninth in NFL history for longest head-coaching service with one team.

But not only is he one of the veteran coaches in the NFL, Cowher has become one of the league's most successful.

In Cowher's 12 seasons, the Steelers have captured seven division titles, earned eight postseason playoff berths, advanced to four AFC Championship games and made one Super Bowl appearance. He is one of only six coaches in NFL history to claim at least seven division titles.

Cowher, 47, ascended the coaching ranks from a special teams coach to defensive coordinator to become one of the youngest coaches ever named to an NFL head-coaching post.

Cowher's coaching career has been a model of consistency. In 12 seasons, he has missed the playoffs just four times.

In his first six seasons, Cowher joined the legendary Paul Brown as the only head coach to lead a team to six straight trips to the playoffs in his first six seasons as a head coach. Additionally, Cowher's .602 winning percentage (115-76-1) ranks fourth among active coaches with at least 75 victories. Cowher's overall record is an impressive 122-84-1 (.592), which ranks fourth among active coaches.

Cowher earned his 100th career win (Dec. 21, 2001 vs. Minnesota) and 50th regular-season win Nov. 3, 1996 in his 73rd game to become the eighth-fastest coach in NFL history to reach 50 wins. He claimed his 100th regular-season coaching victory in a 16-13 overtime win versus Cleveland (Sept. 29, 2002). Presently with 122 career wins, Cowher moved into second in team victories behind Chuck Noll (209 wins) during his fifth season when he recorded his 52nd win. In 1997, Cowher surpassed Ray Parker's 105 games for the second-most games (207) as the Steelers head coach. Only Noll (366 games) guided the Steelers longer.

During Cowher's tenure, the Steelers have featured a trademark running attack and a solid, aggressive defense. In 12 years, the team has averaged a league-leading 133.5 rushing yards a game and has rushed for more yards (25,624) than any team in the NFL during the period, the only club to rush for more than 25,000 yards. In that same period, the offense has churned out a



league-high 79 100-yard rushing games—followed by Dallas' 78.

Cowher has built a defense that mirrors his fiery attitude. In the 176 regular-season games since becoming head coach, the defense has allowed an average of 94.2 rushing yards a game and 195.5 yards passing.

The 2003 season began with high expectations and a spectacular season-opening performance versus AFC-North rival Baltimore, the eventual division champion. Injuries, especially along the offensive line, and inconsistency disrupted the season. Though the Steelers' two-year reign as division champs ended, the Steelers battled to the very end, another trademark of Cowher's teams. The season-finale at Baltimore, which had no standings implications, was a classic and ended in a Ravens' 13-10 overtime victory.

In 2002, Cowher once again led the Steelers to the postseason. Entering the season as heavy favorites for the Super Bowl, the Steelers staggered to a 0-2 start and a 1-3 record. But, Cowher's intuitive change at starting quarterback—from Pro Bowl Kordell Stewart to backup Tommy Maddox—sparked the Steelers, who won nine of their remaining 12 games to capture the first AFC North Championship and compile a 10-5-1 record. The Steelers advanced to the AFC Divisional playoffs where they were defeated in overtime by the host Tennessee Titans, 34-31.

Cowher guided the Steelers back to the postseason in 2001 after a three-year absence. Despite predictions to the contrary, the team captured its 15th AFC Central crown—the sixth under Cowher—and posted an AFC best 13-3 regular-season record.

After achieving great success in his first six seasons as the Steelers head coach, the team experienced two subpar seasons in 1998 and '99, and a play-off-absent 2000 campaign. Many predicted the same for the 2001 Steelers—or worse.

But, Cowher had a different resolve. Determined to reverse the fortunes of the previous three seasons, Cowher rededicated himself—and the team. He instilled a commitment and focus that were earmarks of teams from Cowher's first six campaigns. A rigorous offseason conditioning program and an intense, physical training camp characterized the 2001 team.

After a humiliating 21-3 season-opening defeat to the Jacksonville Jaguars in Florida, the Steelers developed a resolve over the course of the next three weeks that led the team on a journey of success.

The tragic events of Sept. 11, 2001, coupled with an NFL scheduled bye week, gave the Steelers an unusual three-week reprieve. While some teams may have been affected adversely from the layoff, the Steelers re-energized and refocused to win 13 of their last 15 games en route to the AFC Championship game—the fourth appearance under Cowher.

If one were to chronicle Cowher's career with the Steelers, through all his successes, the 2000 season could rate as one of his finest coaching performances. After two non-playoff seasons and many predicting a similar fate in 2000, the Steelers lost the first three games of the year, and the critics seemed



prophetic. But, Cowher once again met the challenge and rallied the team to a 9-4 finish, a surge that kept the Steelers in playoff contention until the last game of the season.

The 1999 season marked his second straight losing season. In a year that began with a 2-0 start and high expectations, the 1999 Steelers ended with a lackluster 1-7 finish and a 6-10 record, the worst of Cowher's career.

In 1998, Cowher experienced uncharted territory. For the first time in his head-coaching career, the Steelers did not make the playoffs. Nevertheless, despite several key injuries throughout the season, especially along the offensive line, the team remained competitive and had opportunities to clinch a playoff berth until the 15th week of the season.

The elements heading into 1997 didn't favor the Steelers. Ten key players departed from the previous season. A new defensive coordinator was hired. A first-year quarterback took control of the offense. Still, the Steelers overcame these obstacles to post an 11-5 record, and Cowher led his team to their third home AFC Championship game in four seasons. The Steelers season ended with a 24-21 loss to the eventual-Super Bowl Champion Denver Broncos.

While the 1996 outcome didn't compare to the Super Bowl appearance of the previous season, it might have been one of the Cowher's best coaching jobs at that point of his young career. For the second straight season, Cowher was forced to overcome losses of key starting personnel on a team that already featured a re-tooled offense. During the course of the season, the Steelers had 14 starters miss 64 starts due to injury. Those adjustments forced Cowher to play 40 different starters throughout the season. Despite this adversity, Cowher led the Steelers to their fifth consecutive playoff berth and their fourth AFC Central title in five seasons.

In 1995, at the age of 38, the Pittsburgh-area native became the youngest head coach to lead his team to a Super Bowl. Along the way, Cowher's team captured its third AFC Central Division title in four years, made its fourth straight playoff appearance, and won the Steelers' first AFC title since 1979.

The Steelers' 11-5 regular-season record was the second best in the AFC, which exceeded the expectations of most. In the offseason, the team lost seven veterans through free agency and trades. They had to play four games without starting quarterback Neil O'Donnell and almost the entire season without 1994's starting cornerbacks Deon Figures and Rod Woodson, a perennial All-Pro. In addition, linebacker Chad Brown missed six games after a phenomenal start.

Despite the setbacks, Cowher was able to rally his team from a near-disastrous 3-4 start to an NFL-best eight-game winning streak and a bye in the first round of the playoffs. This was accomplished with a major change in both offensive and defensive strategies, as the Steelers made key adjustments to compensate for their personnel losses.

The 1995 Steelers led the AFC in scoring with 407 points and set eight new offensive team records. They also led the NFL in time of possession (an average of 32:36). On defense, they established new team marks for fewest yards al-



lowed rushing and fewest yards per game rushing (82.6/game). Their 22 interceptions were second most in the NFL.

Cowher was introduced as the Steelers head coach on January 21, 1992, 26 days after the retirement of Hall of Fame coach Chuck Noll. At the age of 34, Cowher was two years younger than Noll was upon becoming the Steelers head coach in 1969.

Cowher returned to his hometown following seven years as an assistant under Marty Schottenheimer in Cleveland and Kansas City. His appointment as the Steelers head coach immediately followed a three-year stint as defensive coordinator and linebackers coach for the Chiefs.

Cowher has 23 years of NFL experience, including five as a player, seven as an assistant coach and 11 as a head coach.

In his first 13 years of coaching, Cowher had never been associated with a team that posted a losing record. In fact, in 14 of his 18 seasons as a coach, Cowher's teams have advanced to the playoffs.

In his first year as head coach, Cowher was selected the 1992 National Football League's Coach of the Year by the Associated Press and *The Sporting News*. Cowher was also named Pittsburgh's Man of the Year in Sports by the Dapper Dan Club. He directed the Steelers to their first AFC Central Division crown in eight years with an 11-5 record, the team's best mark since they last won a Super Bowl in 1979. One of four AFC teams to win 11 games in 1992, the Steelers shared the best record in the conference as Cowher became one of only 12 coaches in NFL history to win 11 games in his first season as head coach.

The 1993 Steelers started slowly at 0-2, but six wins in the next seven games brought the team to a 6-3 mark and first place in the AFC Central division. On the final weekend of the regular season the Steelers claimed the final AFC Wild-Card berth after winning three of the last five games. Offensively, the team finished with the exact same AFC rankings as the previous year, but it improved from 21st to 13th in NFL passing rankings. The defense jumped from eighth to first in AFC total defense rankings, and from 17th to third in NFL run defense.

Cowher began his coaching career in 1985 with the Cleveland Browns. At age 28, he was the league's second-youngest assistant coach.

He served on Schottenheimer's staff as the Browns' special teams coach in 1985-86 and secondary coach in 1987-88. As secondary coach, Cowher's 1987 group produced 23 interceptions to tie for third in the AFC, while in 1988 the Cleveland defense ranked fourth overall in the conference. The following year Cowher joined Schottenheimer on the Kansas City coaching staff.

In 1989, Cowher's first season as a 32-year-old defensive coordinator, the Kansas City defense led the AFC and ranked second in the NFL in total defense. The following year the unit led the league in three categories with 60 sacks, 25 fumbles recovered and 45 takeaways. In 1991 the Chiefs ranked third in the conference and fifth overall in the NFL en route to a 10-6 finish and a Wild-Card playoff berth.



A former linebacker and special teams standout, Cowher enjoyed a five-year NFL playing career with the Browns (1980-82) and the Philadelphia Eagles (1983-84). He signed with Philadelphia in 1979 as an undrafted free-agent rookie, but was the last linebacker waived in training camp after playing in three preseason games. The following year he signed with Cleveland and earned a roster spot, playing in all 16 games, including two starts at inside linebacker.

Cowher sat out the 1981 campaign after suffering a season-ending knee injury in the third preseason game. Returning in 1982 as special teams captain, he started at outside linebacker in two games while playing in all nine contests.

Cowher was traded to Philadelphia prior to the start of the 1983 season (Aug. 21) for a ninth-round draft pick. He was selected the Eagles most valuable special teams player that year and played in all 16 games. In 1984, a knee injury kept him out of all but four games and ended his career as a player. Cowher returned to Cleveland the following season and began his coaching career as a member of Schottenheimer's Browns staff.

Cowher grew up in the Crafton area west of Pittsburgh. He is a 1975 graduate of Carlynton High School, where he excelled in football, basketball and track. He was selected honorable mention All-State in football as a senior before moving on to North Carolina State, where he earned four letters and was a three-year starter at linebacker. As a senior in 1978, Cowher was selected team captain and Most Valuable Player after leading the defense in tackles for the second straight year. He also received the 1978 Cary Brewbaker Award as the school's outstanding defensive lineman as selected by the coaching staff. In 1979, Cowher graduated with a bachelor of science degree in education.

William Laird Cowher was born May 8, 1957 in Pittsburgh. It was at North Carolina State that Cowher met his wife, Kaye. Also a graduate of North Carolina State, Kaye and her twin sister Faye played professional basketball for the New York Stars of the Women's Professional Basketball League. The Cowhers have three daughters: Meagan Lyn (18), Lauren Marie (16), and Lindsay Morgan (13).

COWHER'S STEELERS CAREER RECORD

Regular Season					
	Won	Lost	Tied	Pct.	Finish
1992	11	5	0	.688	AFC Central Champion
1993	9	7	0	.563	2nd, AFC Central (Wild Card)
1994	12	4	0	.750	AFC Central Champion
1995	11	5	0	.688	AFC Champion/AFC Central Champ.
1996	10	6	0	.625	AFC Central Champion
1997	11	5	0	.688	AFC Central Champion
1998	7	9	0	.438	3rd in AFC Central
1999	6	10	0	.375	4th in AFC Central
2000	9	7	0	.563	3rd in AFC Central
2001	13	3	0	.813	AFC Central Champion
2002	10	5	1	.656	AFC North Champion
2003	6	10	0	.375	3rd in AFC North
Totals	115	76	1	.575	

Postseason

	Won	Lost	Pct.	Finish
1992	0	1	.000	Advanced to divisional round
1993	0	1	.000	Lost in wild card round
1994	1	1	.500	Advanced to Championship game
1995	2	1	.667	Advanced to Super Bowl
1996	1	1	.500	Advanced to divisional round
1997	1	1	.500	Advanced to Championship game
2001	1	1	.500	Advanced to Championship game
2002	1	1	.500	Advanced to divisional round
Totals	7	8	.467	

COWHER'S CAREER COACHING RECORD

Year	Team	Record	Position
1985	Cleveland Browns	8-8*	Special Teams Coach
1986	Cleveland Browns	12-4*	Special Teams Coach
1987	Cleveland Browns	10-5*	Secondary Coach
1988	Cleveland Browns	10-6*	Secondary Coach
1989	Kansas City Chiefs	8-7-1	Def. Coordinator/LBs Coach
1990	Kansas City Chiefs	11-5*	Def. Coordinator/LBs Coach
1991	Kansas City Chiefs	10-6*	Def. Coordinator/LBs Coach
1992	Pittsburgh Steelers	11-5*	Head Coach
1993	Pittsburgh Steelers	9-7*	Head Coach
1994	Pittsburgh Steelers	12-4*	Head Coach
1995	Pittsburgh Steelers	11-5*	Head Coach
1996	Pittsburgh Steelers	10-6*	Head Coach
1997	Pittsburgh Steelers	11-5*	Head Coach
1998	Pittsburgh Steelers	7-9	Head Coach
1999	Pittsburgh Steelers	6-10	Head Coach
2000	Pittsburgh Steelers	9-7	Head Coach
2001	Pittsburgh Steelers	13-3*	Head Coach
2002	Pittsburgh Steelers	10-5-1*	Head Coach
2003	Pittsburgh Steelers	6-10	Head Coach

*Team earned playoff berth

Cowher's Overall Record

Year	Pre-Season	Regular Season	AFC Playoffs	Super Bowl
1992	2-2	11-5	0-1	
1993	2-3	9-7	0-1	
1994	1-3	12-4	1-1	
1995	1-3	11-5	2-0	0-1
1996	2-3	10-6	1-1	
1997	5-0	11-5	1-1	
1998	3-2	7-9		
1999	1-3	6-10		
2000	3-2	9-7		
2001	3-1	13-3	1-1	
2002	2-2	10-5-1	1-1	
2003	1-3	6-10		
Totals	26-27	115-76-1	7-7	0-1

Cowher's Misc. Won-Lost Records

Cowher vs. AFC North Opponents

Team	Record	Pct.
Cincinnati Bengals	17-7	.708
Cleveland Browns	13-5	.722
Baltimore Ravens	11-5	.688
Total	41-17	.707

With six straight playoff berths from 1992-97, Cowher became the second head coach in NFL history to lead his team to the playoffs during his first six seasons as a head coach. The other was Paul Brown of Cleveland (1950-55).



DICK LeBEAU

Defensive Coordinator

Dick LeBeau returns to the Steelers with whom he experienced much success during the mid-1990s as both the team's defensive backs coach and defensive coordinator.

Considered the architect of the Steelers' famed "zone blitz," LeBeau was named the Steelers' defensive coordinator Jan. 16, 2003, after spending

the 2003 season as the assistant head coach for the Buffalo Bills.

LeBeau, 66, has been involved in the NFL for 45 years, 14 as a player and the past 31 as a coach. Prior to his Bills' post, he served the previous 2½ years as the head coach of the Cincinnati Bengals.

After six seasons in Pittsburgh from 1992-97, when he coached the secondary (1992-94) and then was defensive coordinator (1995-97), LeBeau returned to Cincinnati, where he resided, as the Bengals' assistant head coach/defensive coordinator (1997-2000). He was later promoted to head coach Sept. 25, 2000 (after three games) and served in that capacity for two more seasons.

LeBeau began his coaching career as an assistant coach for the Philadelphia Eagles from 1973-75. He also was as an assistant coach at Green Bay (1976-79) and Cincinnati (1980-83), before serving his first term as the Bengals' defensive coordinator in 1995-96.

Prior to entering the coaching ranks, LeBeau produced an outstanding pro career from which he still holds the NFL all-time record of 171 consecutive games for a cornerback and currently is tied for seventh all-time in the NFL with 62 career interceptions. His nine interceptions in 1970 led the NFC and his 62 career interceptions ranked third in the NFL at the time of his retirement. LeBeau also appeared in three Pro Bowls.

LeBeau was born Sept. 9, 1937 in London, Ohio. He and his wife Nancy have one son, Brandon Grant.



KEN WHISENHUNT

Offensive Coordinator

Ken Whisenhunt enters the 2004 season as the Steelers' offensive coordinator after serving the past three years as the team's tight ends coach.

Promoted to his new position Jan. 20, 2004, Whisenhunt begins his eighth season as an NFL coach.

Whisenhunt joined the Steelers' coaching staff as tight ends coach in January 2001 when Mike Mularkey was promoted to offensive coordinator. He spent 2000 as tight ends coach for the New York Jets. With the Jets, Whisenhunt was closely involved in the offensive game-planning and was being groomed to become an offensive coordinator. He also had input into the Steelers' offensive game plans the past three years.

Prior to the Jets, he spent the 1999 season coaching special teams for the Cleveland Browns. Whisenhunt's first NFL coaching job was with the Baltimore Ravens in 1997, where he coached tight ends for two seasons.

Whisenhunt, 42, began his coaching career at Vanderbilt University, where he coached special teams, tight ends and H-Backs for the Commodores from 1995-96. In 1996, he oversaw Bill Marinangel, who led all NCAA Division I punters with an average of 46.6 yards-per-punt, and finished third in the nation with a 42.7 net punting average.

A graduate of Georgia Tech, Whisenhunt played nine seasons as a tight end/H-Back for the Atlanta Falcons (1985-88), Washington Redskins (1989-90) and New York Jets (1991-93). He caught 62 passes for 601 yards and six TDs and earned a reputation as a well-rounded tight end and special teams player.

Whisenhunt finished his Georgia Tech career ranked second on the Yellow Jackets' all-time receiving yardage list (1,264 yards) and fourth in career receptions (82). He was a consensus All-ACC and honorable mention All-America selection as a senior in 1984 when he averaged 19.1 yards-per-catch.

Born Feb. 28, 1962 in Atlanta, Ga., Whisenhunt and his wife, Alice, live in Pittsburgh with their son, Kenneth Jr. (3/27/91), and daughter Mary Ashley (3/5/93).



RUSS GRIMM

Assistant Head Coach/ Offensive Line Coach

Russ Grimm is in his fourth season as the Steelers offensive line coach in addition to assuming the new title of assistant head coach.

Grimm, 44, joined the Steelers Jan. 10, 2000 as only the second offensive line coach in Bill

Cowher's 13 seasons and has made an indelible impact in developing the Steelers' offensive line. Grimm's value to the coaching staff was recognized this past offseason by Cowher, who promoted Grimm to assistant head coach, the first to hold that title in Cowher's 13 years.

In his 23 years in the NFL, Grimm has only been associated with two teams. He spent his previous 19 years as a player and a coach with the Washington Redskins.

Grimm has molded a formidable and tough offensive front anchored by All-Pro guard Alan Faneca, who earned his second Pro Bowl start in Hawaii in his three appearances despite playing tackle for most of the 2003 season because of injuries, and center Jeff Hartings, who has developed into one of the best in the NFL in just three seasons. Grimm also has tutored fourth-year offensive tackle Marvel Smith, who has blossomed into a consistent tackle, and guard Kendall Simmons, who had an outstanding rookie season in 2002 earning a starting role at right guard in Week 2.

A native of Scottdale, Pa. and a graduate of the University of Pittsburgh, Grimm coached the Redskins' offensive line from 1997-2000. He is credited with the development of Washington tackles Jon Jansen and Chris Samuels, who each earned starting spots as rookies on the Redskins' offensive line. Prior to coaching the offensive line, Grimm spent five seasons (1992-96) as Washington's tight ends coach.

Grimm started 11 seasons at guard for the Redskins (1981-91) and helped lead the team to four Super Bowl appearances and three victories. He was voted to four consecutive Pro Bowls (1983-86) and was a first-team selection to the 1980s all-decade team. He was among the 15 finalists for induction into the Pro Football Hall of Fame in 2004.

An All-American center at Pittsburgh, Grimm was selected by the Redskins in the third-round of the 1981 NFL Draft. His younger brother, Donn, was a starting linebacker on Notre Dame's 1988 national championship team.

Born May 2, 1959, Grimm has been inducted into the Western Pennsylvania Sports Hall of Fame. He has four children, Chad (5/18/85), Cody (2/26/87), and fraternal twins Devin and Dylan (4/3/90).



BRUCE ARIANS

Receivers Coach

Bruce Arians reunites with Head Coach Bill Cowher as the Steelers wide receivers coach.

Arians, named to the Steelers' coaching staff Jan. 24 with three other assistants, brings 29 years of coaching experience to the Steelers, including 11 years in the NFL.

Arians and Cowher served on the same staff for the Kansas City Chiefs, when Cowher was the defensive coordinator and Arians coached the running backs.

Prior to the Steelers, Arians most recently served as the offensive coordinator for the Cleveland Browns, where he spent the past three seasons.

Under Arians' guidance, the Browns scored in 2002 their most points since the 1987 season and also improved in virtually every major offensive category from the three years prior to his arrival.

Arians, 51, also was instrumental in the development of Indianapolis Colts quarterback Peyton Manning, while serving as the Colts' quarterback coach for three years from 1998-2000.

He began his coaching career in 1975 as a graduate assistant at Virginia Tech. Arians then held assistant coaching positions at Mississippi State (running backs and wide receivers) from 1978-80, Alabama (running backs, 1981-82), Kansas City Chiefs (running backs, 1989-92), Mississippi (offensive coordinator, 1993-95), New Orleans (tight ends, 1996) and Alabama (offensive coordinator, 1997). He was also the head coach at Temple University from 1983-88.

Arians was born Oct. 3, 1952, in Paterson, N.J. He and his wife Christine have a son, Jake (1/26/78), and daughter, Kristi Anne (12/1/80).



KEITH BUTLER

Linebackers Coach

Keith Butler enters his second year on the Steelers' coaching staff, joining the staff prior to the 2003 season.

Butler was named the Steelers' linebackers coach Jan. 28, 2003, after serving the previous four seasons in a similar capacity with the

Cleveland Browns (1999-02).

Prior to the Browns, Butler spent nine years coaching in the college ranks.

He began his coaching career at his alma mater, the University of Memphis, where he coached linebackers from 1990-97 and also coached defensive ends and special teams (1995-97). He served as defensive coordinator and linebackers coach at Arkansas State University in 1998.

Butler was selected by the Seattle Seahawks in the second round of the 1978 NFL Draft and played linebacker for 10 seasons (1978-87) with Seattle. He served as a defensive captain for the team and started 132-of-146 games in his career and still ranks second on the club's all-time tackles list with 813.

A three-year starter at inside linebacker for Memphis, Butler led the school in tackles his junior and senior seasons. He finished his collegiate career with 384 tackles and seven interceptions. He was named a 1977 Associated Press All-American and played in the 1977 Senior Bowl and Blue-Gray All-Star Game.

Butler was born May 16, 1956 in Anniston, Ala. He and his wife Janet have three sons—Blake (9/8/83), Brandon (1/16/85) and Brett (6/26/87).



JAMES DANIEL

Tight Ends Coach

James Daniel is one of six new coaches to join the Steelers staff prior to the 2004 season.

Named the Steelers tight ends coach Jan. 24, 2004, Daniel spent the past seven seasons with the Atlanta Falcons, mostly as the Falcons' tight ends coach except for one year in which he coached the

offensive line.

He began his NFL coaching career as the tight ends coach of the New York Giants from 1993-96.

During his tenure at Atlanta, Daniel was instrumental in the development of Pro Bowl tight end Alge Crumpler, who set a team receptions mark for tight ends the past two seasons with 44 and 36, respectively.

Daniel, 51, began his coaching career in the college ranks as the offensive line coach at Auburn for Head Coach Pat Dye. During Daniel's 12 years at Auburn, the Tigers appeared in nine postseason bowl games, four of his linemen earned All-America honors and several were selected All-SEC.

Daniel's first experience at the pro level occurred through the NFL's Fellowship Program in 1988 with the Saints and in 1992 with the Broncos and Head Coach Dan Reeves. He eventually served under Reeves for his first 11 years in the NFL.

Prior to Auburn, Daniel coached for 11 years at Enterprise (Ala.) High School from 1974-80, during which time 11 of his offensive linemen earned college scholarships.

As a collegian, Daniel was a three-year starter and four-year letterwinner at Alabama State from 1970-73.

Daniel, born Jan. 17, 1953, is married (Myrtis).



DICK HOAK

Running Backs Coach

Dick Hoak, the longest tenured coach in Steelers history, is in his 43rd year with the team and his 33rd consecutive season as a Steelers assistant coach.

He served as offensive backfield coach for 20 seasons under Chuck Noll, before being named running backs coach by Bill Cowher on Jan. 27, 1992, the only coach retained from the previous Steelers' staff. Hoak is also the only remaining assistant coach from Cowher's original coaching staff who has remained on staff.

During Hoak's 12 seasons under Cowher, the team has compiled 25,624 rushing yards, the most in the NFL and the only club to rush for more than 25,000 yards. Pittsburgh has led the league in rushing yards in three of the past 10 years (1994, 1997 and 2001) and has been ranked in the top five in six of the past 12 seasons.

Hoak joined the Steelers' staff in 1972 under Noll after one year of coaching high school football and just two years after retiring from an outstanding playing career for the Steelers.

The Steelers' seventh-round draft choice out of Penn State in 1961, Hoak spent 10 seasons in the Pittsburgh backfield. He led the Steelers in rushing three times (1965, 1968, 1969) and played in one Pro Bowl (1969) after finishing the 1968 season fourth in the NFL with 858 rushing yards.

When he retired following the 1970 season, Hoak had gained 3,965 rushing yards and ranked second in team history. Presently, he is fifth behind Hall of Famers Franco Harris and John Henry Johnson, current Steelers running back Jerome Bettis, and Frank Pollard.

In addition, Hoak currently ranks 12th in Steelers history for career touchdowns with 33, is seventh in rushing touchdowns with 25, fifth in rushing yards (3,965) and fourth in rushing attempts (1,132). He also had 146 receptions for 1,452 yards and eight touchdowns in his career.

As a standout running back and quarterback for Penn State from 1958-60, Hoak was named his team's MVP as a senior. He graduated in 1961 with a bachelor's degree in social studies.

Born Dec. 8, 1939 in Jeannette, Pa., Hoak and his wife Lynn have three children, daughters Kelly and Katie, and son Richard. The Hoaks live in Greensburg.



RAY HORTON

Assistant Defensive Backs

Horton is one of the six new members of the Steelers coaching staff entering the 2004 season.

Named the club's assistant defensive backs coach Jan. 24, 2004, Horton replaces Darren Perry, who was promoted to defensive backs coach.

Horton has accumulated 10 years of NFL coaching experience following a solid 10-year NFL playing career.

He spent the past two seasons at Detroit as the Lions' secondary coach.

Horton, 44, who enters his 11th season coaching in the National Football League, was a defensive backs coach from 1997-01 for the Cincinnati Bengals.

Prior to joining the Bengals' staff, Horton received his first coaching opportunity as an assistant defensive backs coach for the Washington Redskins from 1994-96.

Before his pro coaching career, Horton played cornerback for the Bengals from 1983-88 and played in Super Bowl XXIII. He finished his career with the Dallas Cowboys from 1989-92 and was a member of the Cowboys' Super Bowl XXVI Championship.

Horton played at the University of Washington, where he earned All Pac-10 honors. He was a second-round selection by the Bengals in the 1983 NFL Draft (53rd overall).

Horton was born April 12, 1960 in Tacoma, Wash. He and his wife Leslie have a daughter, Taylor (7/18/88) and a son, Jarren (12/27/91).



JOHN MITCHELL

Defensive Line Coach

John Mitchell begins his 11th season as the Steelers defensive line coach.

Mitchell is in his 31st season of coaching, including 16 years at the college level and two in the United States Football League. This is his 13th season as an NFL coach. Mitchell joined the

Steelers' coaching staff Jan. 31, 1994.

In his 10 years with the Steelers, Mitchell has been instrumental in the development of several defensive linemen, including 2004 Pro Bowl nose tackle Casey Hampton (his first selection), Kimo von Oelhoffen, Aaron Smith and Rodney Bailey, a sixth-round draft pick in 2001 who has accumulated a lot of playing time the past three seasons. He also helped develop former Steelers such as former All-Pro nose tackle Joel Steed, Kevin Henry and Orpheus Roye.

A former All-America defensive end for Alabama, Mitchell's early years in coaching were spent studying under two of college football's greatest coaches.

Mitchell began his coaching career in 1973 as defensive line coach under Paul "Bear" Bryant at Alabama. After four years at Alabama (1973-76), Mitchell spent six seasons as defensive line coach at Arkansas (1977-82) on Lou Holtz's staff.

In 1983, Mitchell made his first move to the professional level. From 1983-85 he served as defensive line coach for the USFL's Birmingham Stallions and returned to the college ranks in 1986 as defensive ends coach at Temple.

Mitchell began a four-year stint in 1987 as linebackers coach at Louisiana State (1987-90) under former Steelers linebacker coach Mike Archer, who was the head coach. In 1990, Mitchell became the first African-American defensive coordinator in Southeastern Conference history when he was named LSU's defensive coordinator, while continuing to coach linebackers.

Mitchell, 52, joined the NFL ranks in 1991 with the Cleveland Browns, where he tutored two Pro Bowl defensive tackles, Michael Dean Perry and Rob Burnett. Mitchell accepted his current appointment following three seasons coaching the defensive line for the Browns.

A two-time Junior College All-American defensive end at Eastern Arizona Junior College in 1969-70, Mitchell then transferred to Alabama where he became the first African American to play for the Crimson Tide. A starter at defensive end from 1971-72, Mitchell earned All-America honors in 1972. He earned a bachelor's degree in social work in 1972.

Born Oct. 14, 1951 in Mobile, Ala., Mitchell and his wife Joyce live in Pittsburgh.



DARREN PERRY

Defensive Backs Coach

Darren Perry, a standout Steelers safety during the 1990s, returned to Pittsburgh in 2003 as the Steelers assistant defensive backs coach and begins his second season.

Named to the Steelers staff, Jan. 28, 2003, Perry was promoted to defensive backs coach prior to the 2004 season following several changes in the Steelers coaching staff.

Prior to returning to Pittsburgh, Perry served the 2002 season as the safeties coach for the Cincinnati Bengals, whose head coach was current Steelers defensive coordinator Dick LeBeau.

Perry was originally drafted by the Steelers in the eighth round of the 1992 NFL Draft—the Steelers' first draft under Bill Cowher—and immediately became a starter at free safety. Perry played seven seasons (1992-98) with the Steelers and started the first 110 games of his career, including the postseason. He is currently tied for seventh in Steelers' history with 32 interceptions.

Perry signed with the San Diego Chargers in 1999 but did not play due to a neck injury. He finished his playing career in 2000 as the starting free safety for the New Orleans Saints. Perry played in 139-of-141 possible games, missing only two games in 1997 due to a groin injury.

During his collegiate career at Penn State, Perry collected 15 interceptions to tie for second in school history. He established school records for interception return yards (299) and interceptions for touchdowns (3). Perry had six interceptions his senior year and returned two for TDs.

Born Dec. 29, 1968, Perry and his wife Errika have four children—Danielle (10/26/92), Dominique (8/20/95), Debriana (7/4/99) and Devan (2/7/03).



KEVIN SPENCER

Special Teams Coach

Kevin Spencer is in his third season on the Steelers staff, joining the team Feb. 13, 2002 as special teams coach.

A 13-year NFL coaching veteran, Spencer was selected as the 2003 NFL special teams coach of the year by the league special teams coaches.

Prior to his current position, he spent the previous four seasons in a similar capacity with the Indianapolis Colts. Spencer also served three seasons with the Oakland Raiders as the special teams and quality-control coach (1995), assistant linebackers coach (1996) and a defensive assistant (1997). He began his NFL career in 1991 as a coaching assistant with the Cleveland Browns.

While at Indianapolis, Spencer worked with Colts kicker Mike Vanderjagt, regarded as one of the premiere kickers in the NFL.

Spencer, 50, began his coaching career in 1975 as a graduate assistant at the State University of New York, where he also coached wrestling and lacrosse. He also coached at Detroit Country Day High School (1977-78) in Birmingham, Mich., before becoming a graduate assistant at Cornell (1979-80). Spencer held positions as the head freshman coach (1981-85) and offensive coordinator (1986) at Ithaca College. From 1987-90, he served four years as the head coach at Wesleyan (Conn.) University, where he compiled a 14-26 overall record, including a 6-2 mark in 1990.

As a collegian, Spencer played football and lacrosse at Springfield (Mass.) College (1972-75) and earned a master's degree from SUNY-Cortland in 1976.

Born Nov. 2, 1953 in Queens, N.Y., Spencer and his wife, Rosemarie, live in Pittsburgh. He has four children, sons Zachery (4/29/86), Timothy (7/797), Jack (2/1/99) and daughter Lindsay (4/26/81).



MARK WHIPPLE

Quarterbacks Coach

Mark Whipple joined the Steelers staff Jan. 24, 2004, as the team's quarterbacks coach, after a highly successful career as a collegiate head coach.

During his 16 years as a head coach, Whipple developed an impressive reputation as both a head coach and offensive strategist.

Whipple had been the head coach at the University of Massachusetts for the past six years, where he posted a 49-25 (.662) overall record. He compiled five winning seasons and led the Minutemen to a Division I-AA national championship in 1998. Whipple also was a head coach at New Haven (1988-93) and Brown (1994-97) universities.

In his 16-year head-coaching career, Whipple compiled an overall record of 121-59.

Prior to being named head coach at Massachusetts, Whipple served for four years as the head coach at his alma mater Brown University, where he accumulated a 24-16 (.600) overall record without a losing season.

Whipple, 47, earned multiple awards during his head coaching career, including the American Football Coaches Association's GTE Division I-AA National Coach of the Year award in 1998.

A 1979 graduate of Brown University, where he earned a bachelor's degree in political science, Whipple was the starting quarterback for the Bears in 1977 and 1978, leading Brown to a 13-5 record and a pair of second-place Ivy League finishes. He also was a member of Brown's 1976 Ivy League championship team, the first Ivy football championship in school history.

During his three-year varsity career, Whipple completed 175-of-340 passes for 2,365 yards and 13 touchdowns. He also was a four-year letterman as a shortstop on the Bears' baseball team. Whipple was inducted into the Brown Athletic Hall of Fame in 1996.

Whipple, born April 1, 1957 in Tarrytown, N.Y., and his wife Brenda have two sons Spencer (3/18/89) and Austin (11/19/93).



LOU SPANOS

Defensive Assistant

Lou Spanos is in his 11th season with the Steelers and his 10th year as a defensive assistant for the coaching staff.

As a defensive assistant, Spanos assists the defensive coaching staff with game preparation, video analysis and scouting of Steelers' opponents.

A 1994 graduate of the University of Tulsa, he was a four-year letterman and three-year starter at offensive center. Spanos stayed at Tulsa for a year after his playing career concluded to assist coaching the linebackers. He then joined the Steelers as an intern in the scouting department. After his one-year internship, Spanos was promoted to his current position of defensive assistant.

Spanos and his wife Timme reside in Pittsburgh with their two sons, Zachary (5/6/00) and Caleb (6/3/03).



MATT RAICH

Offensive Assistant

Matt Raich joins the Steelers coaching staff as an offensive assistant after spending the past two years as an intern in the Steelers player personnel department.

In his position, Raich helps the offense and the entire coaching staff with its game preparation, video analysis and scouting of opponents.

Raich, a Monaca native, was a standout middle linebacker at Westminster College from 1989-1992 and a member of Titans' 1989 NAIA National Championship team. He was a three-time NAIA All-America and ended his career as the school's all-time leading tackler.

Prior to joining the Steelers' scouting department, Raich served two seasons as an assistant coach and recruiting coordinator at Robert Morris (2000-02). He also held assistant coaching positions at Glenville State (1999), Robert Morris (1996-99) and Westminster (1993-94). In addition, he served as the defensive coordinator and secondary coach for the Hildesheim Invaders Football Club in the German Federal League in 1999.

Raich is single and resides in Monaca.



CHET FUHRMAN

Conditioning Coach

Chet Fuhrman was named conditioning coach in February 1992 following 10 years as strength and conditioning coach at Penn State University.

A native of Harrisburg, Pa., Fuhrman is in his 13th season with the team and his 27th year in the field of strength and conditioning. He served as the assistant strength and conditioning coach at Penn State from

1979-80. He was named the first strength and conditioning coach ever at Weber State in Ogden, Utah, in 1981, before returning to Penn State to take charge of the strength and conditioning program in 1982.

Fuhrman, 52, graduated from the University of Central Oklahoma in 1973 with a degree in physical education. He spent the next five years as strength coach and assistant coach in football at Harrisburg and Steelton-Highspire high schools. Fuhrman is a member of the Professional Football Strength and Conditioning Coaches Society. He was the recipient of the 2001-2002 President's Award for his contribution to the field of strength and conditioning.

Fuhrman and his wife Lisa have three children, son Michael (4/12/90), and daughters Erica (10/27/88) and Maria (10/13/95).



ANTHONY GRIGGS

Player Development

Anthony Griggs begins his 13th season with the Steelers and his 19th in the NFL.

Griggs joined the Steelers in 1992 to work in the area of player programs. His responsibilities include continuing education, internships, investment information and counseling services for the players.

Griggs also assists Conditioning Coach Chet Fuhrman

with the strength and conditioning program for the players.

Griggs worked in strength and conditioning with the Atlanta Falcons in 1990 before working for two years with a fitness consultation firm and an athletic club in Atlanta, Ga.

A former linebacker with the Philadelphia Eagles (1982-85) and Cleveland Browns (1986-88), Griggs began his NFL career as a fourth-round draft choice of the Eagles in 1982 out of Ohio State. He graduated with a bachelor's degree in communications from Villanova in 1983.

Born Feb. 12, 1960 in Lawton, Okla., Griggs and his wife, Beth Ann, live in Pittsburgh with their three children, Alexiss (3/7/98), Aaryn (4/13/99) and Alexander Anthony Gerald (5/28/03).



KEVIN COLBERT

Director of Football Operations

Kevin Colbert begins his fifth year as the Steelers director of football operations.

A Pittsburgh native, Colbert was named to his position Feb. 15, 2000.

Colbert oversees the personnel area of the team and supervises the scouting staff. Among his duties, Colbert is in charge of administering player acquisitions

and transactions, including the draft, free agent signings and trades, and evaluating pro and college personnel. He also serves as the Steelers' liaison with the NFL office and the other NFL teams on football matters.

Colbert served as the Detroit Lions pro scouting director from 1990 to 1999. He was responsible for scouting NFL players, the NFL Europe League and the Canadian Football League. He also assisted in the evaluation of college talent. Prior to joining the Lions, Colbert spent five seasons as a college scout for the Miami Dolphins (1985-89) and one season (1984) with the Blesto Scouting Service.

Colbert began his career as a coach and has experience in three sports—football, basketball and baseball. He was the backfield coach and recruiting coordinator at Ohio Wesleyan University for three years (1981-83) and in 1984 also served as the school's head baseball coach. From 1979-81, Colbert was a graduate assistant basketball coach at Robert Morris College. He also served as the school's head baseball coach in 1981.

Born Jan. 29, 1957, Colbert graduated from North Catholic High School in Pittsburgh and received his bachelor's degree from Robert Morris in 1979. He and his wife, Janis, have three children: Kacie, Jennifer and Daniel.



RON HUGHES

College Scouting Coordinator

Ron Hughes is in his second year as the Steelers' college scouting coordinator.

Named to his position April 30, 2003, Hughes had served as a consultant for the Steelers for 2½ years prior to his appointment.

Hughes, 58, a Charleroi High School and California University of Pennsylvania graduate, spent 18 seasons with the Detroit Lions, serving his last four years as the Lions' vice president of player personnel until his departure prior to the 2001 season. He coordinated and supervised all of the Lions' college and pro scouting in his role as vice president.

After coaching football at the high school level in the Pittsburgh area for 14 years, Hughes began his career in professional football in 1979 as scout for BLESTO scouting service. He joined the Lions scouting department in 1983 and was later promoted to director of pro scouting and then to director of player personnel in 1990.

Hughes and his wife Adrienne have three children—sons Ted and Scott, and daughter Jennifer—and three grandchildren.



DOUG WHALEY

Pro Scouting Coordinator

Doug Whaley begins his sixth season as Steelers pro personnel coordinator after spending the three previous years as an area scout with the Seattle Seahawks.

In his current position, Whaley is responsible for scouting Steelers opponents and evaluating pro players.

Whaley joined Seattle in July 1996 and was in charge of scouting college players throughout the East Coast. Prior to joining Seattle, Whaley spent the 1995 season as an assistant in the Steelers' pro personnel department.

A native of Upper St. Clair, Whaley lettered four seasons at the University of Pittsburgh as a safety and linebacker. After earning a degree in business finance, Whaley worked for one year as a retail stockbroker on Wall Street before joining the Steelers. Whaley attended Upper St. Clair High School in Pittsburgh, lettering in football, wrestling and track.



PHIL KREIDLER

Pro/College Scout

Phil Kreidler is in his 13th season with the Steelers as a college scout and pro scout. After spending his first eight years with the team scouting the college players, Kreidler was given additional responsibilities scouting pro teams in 2000.

Kreidler served a full-time internship in the Steelers' personnel department in 1991-92, and was named to the scouting staff in June 1992.

From 1988-90, Kreidler served as a graduate assistant coach at the University of Cincinnati, where he helped coach the wide receivers and quarterbacks.

Kreidler, 36, attended Furman University, where he played free safety. He was a member of two Southern Conference championship teams as Furman posted a record of 35-11 during his four seasons. He graduated in 1988 with a degree in history and a minor in physical education.

Kreidler and his wife, Kim, have one son, Jeff (2/29/04). The Kreidlers live in Pittsburgh.



KELVIN FISHER

BLESTO Scout

Kelvin Fisher enters his fourth season as the Steelers' BLESTO scout after joining the team in June 2000.

Prior to joining the Steelers, Fisher, 33, served one year as the coordinator of academic accountability at his alma mater, Arizona State University. At Arizona State, he was a liaison between student-athletes,

coaches, professors and academic counselors.

Fisher, worked as a juvenile probation officer in Maricopa County, Arizona, from 1993-96, and with the State Office for Service to Children and Family in Portland, Oregon (1996-99).

After playing fullback for Arizona State (1988-91), Fisher graduated in 1992 with a degree in social work.

A native of Ambridge, Pa., Fisher currently lives in Gilbert, Ariz., with his wife Angela and two children, Kelvin Jr. (1/14/93) and Kailie (7/16/95).



MARK GORSACK

College Scout

Mark Gorscak is in his 10th season with the Steelers. This is Gorscak's seventh year as an area scout, after spending his first three years as the Steelers' BLESTO scout.

Gorscak previously coached on the high school and college levels for 16 years. His first coaching experience was at Perkiomen (Pa.) Prep School. He followed that with coaching assignments at Western Maryland College, Dickinson College (his alma mater), Gulliver Prep (Fla.) High School, and two tenures at Weber State University. In 1987, between stints at Weber State, he became the first general manager of the Pittsburgh Gladiators in its inaugural season of the Arena Football League.

Additionally, Gorscak has been an athletic administrator at Dickinson and Weber State. He graduated with a degree in psychology from Dickinson and received a master's degree in sports administration from St. Thomas University in Miami, Fla.

Gorscak is a native of Donora, Pa., and currently resides in Pittsburgh.



BOB LANE

College Scout

Bob Lane is in his 18th season with the Steelers and 20th year in scouting.

Lane joined the personnel department as a college scout in June 1995, after spending the previous eight seasons as the Steelers' BLESTO scout. Lane is primarily responsible for scouting the Western region.

Lane played linebacker and tight end for Baylor, where he graduated with a bachelor's degree in physical education in 1963.

He signed with the San Diego Chargers, where he played linebacker for Chuck Noll from 1963-64 and was a member of their 1963 AFL Championship team.

Lane coached college football for 20 years with stops at Yakima J.C. (1965-67), University of California-San Diego (1968), San Diego State (1969), Cal Poly-San Luis Obispo (1970-81) and Northern Arizona (1982-84). He joined BLESTO in 1985.

Lane, 64, and his wife Dawn have five children, daughters Duffy and Kelly; and sons Randy, Curtis, and Robby. Lane lives in Bend, Ore.



BRUCE McNORTON

College Scout

Bruce McNorton is in his fifth season as a member of the Steelers' scouting department.

McNorton, who joined the Steelers in May 2000, had previously worked with Director of Football Operations, Kevin Colbert, as a part-time scout with the Detroit Lions.

A highly successful coach at Pontiac Northern High School in Michigan, where he was selected the 1999 Class A Coach of the Year, McNorton led his team to the state quarterfinals.

Additionally, McNorton, 44, enjoyed a 10-year playing career as a defensive back with the Lions and Miami Dolphins.

He and his wife Rosalind have three children, daughters Mykeshia and Britteny, and son Bruce Jr.



DAN ROONEY

College Scout

Dan Rooney is in his eighth season as a college scout after serving several years as a part-time scout.

The son of Steelers chairman Dan Rooney, Rooney played safety and special teams for Washington & Jefferson (Pa.). After graduating with a degree in business administration, he stayed at W&J and coached for John Luckhardt from 1986-91.

In 1993, he moved to North Carolina and coached for Gary Merrill at Northern Durham High School in 1994. He also served as an assistant coach at Leesville Road High School in Raleigh, N.C. (1995 and 1996), before joining the Steelers as a college scout in 1997.

Rooney and his wife, Dr. Allison Evanoff Rooney, live in Gastonia, N.C. They have two sons, John Patrick (6/16/99) and Brendan Charles (6/24/02).



BILL NUNN

College Scout

Bill Nunn is in his 37th season in the Steelers player personnel department, where he helps evaluate college talent.

After originally joining the Steelers as a scout in 1968, Nunn was promoted to assistant director of player personnel in 1970 when he served the dual role of training camp director and personnel scout. Prior to joining the Steelers, Nunn was the sports editor for the *Pittsburgh Courier*.

A 1948 graduate of West Virginia State University, where he earned a degree in English, Nunn and his wife, Frances, split time between Pittsburgh and Florida.

The Nunnns have one daughter Lynell Wilson and a son, William III, and three grandchildren.



JOE GREENE

Special Assistant/ Pro and College Personnel

Joe Greene returns to the team where he gained a reputation as one of the best defensive tackles in the history of the NFL and produced a Hall of Fame career.

Greene returned March 8 to the Steelers organization for the first time since 1992 as a special assistant for pro and college personnel. He will assist in evaluating college and pro players as well as in other scouting activities.

Greene spent the past eight seasons as the defensive line coach for the Arizona Cardinals.

After a brilliant 13-year NFL career (1969-1981), Greene worked briefly as a color analyst for CBS Sports. He returned to the NFL in 1987 as the defensive line coach for the Steelers until 1992. After five years with the Steelers, Greene joined the Miami Dolphins as a defensive line coach for four seasons (1992-1995) before accepting a similar position with the Cardinals.

Born in Elgin, Texas, Greene was the Steelers number-one draft—the first players selected by Hall of Fame Coach Chuck Noll—and the fourth player selected overall in the 1969 draft. He and his wife, Agnes, have three children—sons Major and Delon, who both played at Greene's alma mater North Texas—and a daughter, Joquel. The Greenes also have five grandchildren.



BOB McCARTNEY

Video/Facilities Coordinator

Bob McCartney has seen the responsibilities of his job undergo dramatic changes in his 30 years as the Steelers' film and video director. He was named film director in 1973, until the advent of video in 1986 when the NFL went from film to videotape format.

Prior to taking over the filming operation, McCartney worked in the Steelers' ticket office. He also currently

serves as the Steelers facility coordinator for headquarters in the UPMC Sports Performance Complex.

McCartney, a Pittsburgh native, attended South Catholic High School. He graduated from Wheeling (W.Va.) Jesuit College in 1972 with a bachelor's degree in English.

Born May 16, 1950 in Pittsburgh, McCartney and his wife Gail have two children, daughter Kathleen and son Robert. The McCartneys live in Mt. Lebanon.



JOHN NORWIG

Head Athletic Trainer

John Norwig is in his 14th year as the Steelers' head athletic trainer and his 26th year in athletic training.

His training career began in 1979 as athletic trainer at Bellefonte (Pa.) High. Norwig then served six years as assistant trainer and health education instructor at Penn State (1980-85). During that time he assisted

the San Francisco 49ers at their 1984 training camp. He then became head athletic trainer at Vanderbilt (1986-91) before joining the Steelers.

Norwig earned a bachelor's degree in health and physical education from Penn State in 1979 and a master's in health education in 1984. He is a member of the American College of Sports Medicine, American Orthopedic Society for Sports Medicine, and the National Athletic Trainers Association.

Born Nov. 6, 1957 in Hanover, Pa., Norwig and his wife Emily have three children, daughter Erin (11/12/92), and sons Nicholas (12/20/95) and Luke (4/14/98). The Norwigs live in the North Hills.



RYAN GROVE

Assistant Athletic Trainer

Ryan Grove, a former athletic training intern for the Steelers, rejoined the team in March 1999 as the club's assistant athletic trainer.

Grove graduated magna cum laude, receiving his bachelor of science degree in athletic training from the University of Pittsburgh in 1993 and a master's degree in athletic training/exercise physiology in 1996.

An Indiana, Pa., native, Grove previously served as an assistant athletic trainer at East Tennessee State, where he was the head athletic trainer for the school's men's basketball, baseball and tennis teams. He also served as an intern athletic trainer for the Steelers for the 1992-93 seasons and a graduate athletic trainer for the team from 1994-96. In April 1996, Grove worked as the athletic trainer for the Tri-Star Pictures movie *Jerry Maguire*.

Grove is a member of the Pennsylvania Athletic Trainers' Society and National Athletic Trainers' Association.

Born Jan. 27, 1971, Grove and his wife, AnnMarie, reside in Pittsburgh. The couple has one daughter, Samantha Ann (2/13/03).



ARIKO ISO

Assistant Athletic Trainer

Ariko Iso enters her third season as an assistant athletic trainer for the Steelers.

The first and only full-time female athletic trainer in the NFL, Iso generated international notoriety when she was announced as the Steelers' assistant trainer.

Iso, who spent five seasons as head football athletic trainer at Portland State University, gained NFL

experience by working as an intern with the Steelers during the team's 2000 and 2001 training camps.

Iso spent six years at Portland State and was promoted from assistant athletic trainer to associate athletic trainer in 2001. Prior to working with the football team, Iso worked with the Vikings' women's basketball team, wrestling team and the track and field squad.

She is responsible for assisting the Steelers' athletic training and medical staff in all areas.



RODGERS FREYVOGEL

Equipment Manager

Rodgers Freyvogel begins his 25th season with the Steelers and his eighth as the team's equipment manager.

Freyvogel oversees all of the purchasing, fitting, customizing, issuing and reconditioning of the Steelers equipment and uniforms.

Freyvogel joined the Steelers as field manager in 1980 and was responsible for the preparation and maintenance of the Steelers' practice fields, while assisting equipment manager Tony Parisi.

Born Aug. 13, 1951 in Pittsburgh, Freyvogel grew up on Pittsburgh's North Side, where he attended North Catholic High School. He and his wife Rebecca live in Warrendale. They are the parents of two sons, William (3/9/99) and Trevor (4/29/01).



RICH BAKER

Field Manager/Asst. Equipment Manager

Rich Baker begins his eighth season as the Steelers' field manager/assistant equipment manager and his 11th with the team.


He joined the organization in 1994 after a two-year stint as a warehouse sales representative with Frito Lay.

Baker, 37, assists equipment manager Rodgers Freyvogel in the issuing and reconditioning of the players' equipment and uniforms.

Baker majored in elementary education at Indiana University of Pennsylvania.

Born June 14, 1967 in Pittsburgh, Pa., Baker is a native of Homestead and attended Steel Valley High School. He and his wife Patty live in Pittsburgh.

2004 PLAYERS





16 CHARLIE BATCH

QUARTERBACK



HEIGHT—6-2

WEIGHT—216

COLLEGE—Eastern Michigan

BIRTHDATE—December 5, 1974

BIRTHPLACE—Pittsburgh, PA

HOW ACQUIRED—FA '02 (June 17, 2002/Detroit)

NFL EXPERIENCE—7th Year

GAMES PLAYED-STARTED/POSTSEASON—'98 (12-12/0-0), '99 (11-10/0-0), '00 (15-15/0-0), '01 (10-9/0-0), '02 (0-0/0-0), '03 (3-0/0-0)

CAREER TOTALS/POSTSEASON: 51-46 (0-0)

STEELERS TOTALS/POSTSEASON: 3-0 (0-0)

PRO: Signed with the Steelers June 17, 2002 to add depth and experience at the quarterback position...served as the team's second quarterback for the entire 2003 season...returned to his hometown, Pittsburgh, after spending the first four years of his career with the Detroit Lions...played in 48 games with the Lions and made 46 starts. **2003:** Has served as the Steelers' backup the past two seasons...replaced Tommy Maddox in the fourth quarter versus Baltimore (9/7) but did not attempt a pass...saw his first action in four weeks versus Cleveland (10/5)...replaced Tommy Maddox in the fourth quarter...completed three-of-six passes for 25 yards...also had one run of 11 yards...made his first appearance since Nov. 5 near end of first half for injured Tommy Maddox versus Cincinnati (11/30)...completed first pass for 22 yards to Plaxico Burress...threw another strike for an apparent TD to Antwaan Randle El, who could not hold onto the ball...fumbled on the next play to end any Steelers' scoring threat at the half. **2002:** Entered the 2002 season as the Steelers' third quarterback...served as the third quarterback for all but one regular-season and both postseason contests...served as the team's backup quarterback but did not play versus Cincinnati (11/24). **2001:** Completed 20-of-39 passes for 276 yards at Green Bay (9/9)...did not play at Cleveland (9/23)...was back in action in the second half against St. Louis and completed 11-of-16 passes for 113 yards...started and set career highs at Minnesota (10/14) in completions (31) and passing yards (345), and tied his career-high touchdowns with three...registered second consecutive 300-yard passing game (second of career) and second consecutive game throwing three touchdown passes (fifth of career) vs. Tennessee (10/21)...completed 20-of-35 passes for 239 yards and two touchdowns vs. Cincinnati (10/28)...completed 21-of-39 passes for his second 239-yard passing game of the season along with a touchdown vs. Tampa Bay (11/11)...shattered career highs and team records in several passing categories with his first career 400-yard game at Arizona (11/18), including yards (436), attempts (62) and completions (36) and also tied a career-high with three touchdown passes...surpassed Bill Munson (8,461) and Milt Plum (8,536) for sixth place on the Lions' all-time career passing yards list (8,684)...passed the 9,000-yard career passing mark at Chicago (12/2) before leaving the game with a



separated shoulder...completed 18-of-28 passes for 214 yards in that game. **2000:** Third year as Lions' starting quarterback saw Batch set career-highs in almost every major statistical category, including completions (221), pass attempts (412), yards passing (2,489), games played and started (15) and tying his career-high with 13 touchdown passes...his 221 completions ranked eighth on Lions' all-time single-season list and the 412 attempts were sixth-most in Lions' history...got off to slow start due to fractured tibial plateau (with displacement) in right knee suffered June 5 in non-contact drill during voluntary Silverdome workout...underwent surgery June 12 causing him to miss first three weeks of training camp...taken off Active Unable to Perform list August 14 to participate in seven-on-seven drills...began taking part in full workouts August 21...did not see preseason action and also sat out Lions' season opener at New Orleans (9/3) as inactive third-stringer...in addition to not regaining full strength in his right leg following surgery, he also struggled during latter part of season with bruised ribs suffered at New York Giants (11/19)...returned to starting lineup vs. Washington (9/10) and completed 16-of-31 for 194 yards while leading Lions to a 15-10 victory...had one of the best statistical outings of his career in losing effort vs. Tampa Bay (9/17), completing 26-of-36 for 277 yards, including a 50-yard touchdown pass to Germane Crowell to end the first half...the 26 pass completions and 277 passing yards in that game set new single-game career bests... led team on clutch 17-play, 91-yard game-clinching fourth quarter drive at Chicago (9/24)...eclipsed the 5,000-yard mark in career passing yards vs. Minnesota, in addition to attempting a career-high 44 passes and scrambling for first rushing TD of the season, which tied the game at 17-17 early in the fourth quarter...tied career-high with three touchdown passes in win vs. Green Bay (10/8)...led Lions to 28-14 victory in a nationally televised Thursday night ESPN game at Tampa Bay (10/19), improving his career record to 4-0 in ESPN games...had best rushing game of season at Indianapolis (10/29) with 62 yards in four carries, including a career-long 19-yard scamper...left game in third quarter vs. Miami (11/5) due to mild concussion, but returned the following week to lead Lions to a win vs. Atlanta (11/12) in Gary Moeller's first game as head coach...put together back-to-back solid performances at New York Giants (11/19) and vs. New England (11/23)...completed more than 60 percent of his passes in both games and was a combined 36-of-56 passes (.643) for 419 yards and four touchdowns in those two games...completed passes to career-high nine receivers and tied career-high with three touchdown passes in victory at Giants (20-of-32 passes for 225 yards), in addition to going over the 6,000-yard mark in career passing yardage...gave gutsy performance in Thanksgiving Day win vs. New England, leading club to third straight win...left game eventually in fourth quarter after taking several shots to his bruised ribs, including a hit during a diving 10-yard TD scramble in the fourth quarter that forced him from the game...completed season-long 59-yard pass to David Sloan on Lions' first play from scrimmage...started at Minnesota (11/30), but lasted only into the first quarter after having ribs re-bruised on early hit...did not practice leading up to games at Green Bay (12/10) and at New York Jets (12/17), but was able to complete both games...started season finale vs. Chicago (12/24), but re-aggravated bruised ribs late in the second quarter, and did not return. **1999:** Progressed further in development as Lions' starting quarterback during first portion of campaign, but was hindered in second half of season with fracture at the knuckle of his right thumb...played at a very high level as Lions got off to a 6-2 start...led Lions to two consecutive wins to start a season for first time since 1993...completed 25-of-41 attempts for 435 yards and five touchdowns in first two



games...began '99 by throwing the ball downfield more than in rookie season, as evidenced by his eight TD passes in season's first four games, including scoring tosses of 41, 45, 74 and 41 yards in that span...finished season completing 151-of-270 passes (55.9 percent) for 1,957 yards and a career-high 13 touchdowns...started 10 games in all, including the first eight games and the last two regular season contests...threw three TD passes in first half of season opener at Seattle (9/12) to set a career-high...was the first Lions' QB to throw three TD passes in the first half of a game since Scott Mitchell on 10/6/96 vs. Atlanta...streak of 145 consecutive completions without an interception was snapped in game at Seattle as well — streak spanned more than six complete games...scrambled for a one-yard fourth quarter TD that gave Lions the lead vs. Green Bay (9/19)...was second rushing TD of career...set career-high with 21 completions vs. San Diego (10/10)...also left game at halftime vs. Minnesota (10/17) with a bruised right triceps muscle, but returned the following two weeks to lead club to consecutive wins...had solid outing at Carolina (10/24) in return from triceps bruise, completing 16-of-27 passes for 210 yards...was 10-of-20 for 148 yards and a TD in game vs. St. Louis (11/7) before leaving the game with a thumb injury...injured his thumb when he hit his hand on Rams' DE Grant Wistrom's helmet while throwing a pass...was inactive third-stringer at Arizona (11/14) and did not play as second-stringer in the following four games...re-appeared on the field during the third quarter at Chicago (12/19) and completed six-of-10 passes for 95 yards, and also scrambled for head-first 12-yard TD run...started vs. Denver (12/25) and tied career-high for both completions (21) and attempts (41)...started regular season finale at Minnesota (1/2)...re-aggravated the thumb injury in game versus Vikings when he hit his hand against the helmet of Lions' C Eric Beverly while throwing a pass...completed 17-of-24 for 160 yards versus Minnesota before leaving with the injury...thumb injury forced him to miss NFC Wild Card Playoff Game at Washington (1/8). **1998:** Made first career start Sept. 16 after serving as second-stringer for the season's first two games and started the next 12 outings...season ended prematurely after suffering a compression fracture in his lower back at San Francisco (12/14) that caused him to miss the final two games of the year...was placed on Injured Reserve on Dec. 24 prior to season finale at Baltimore (12/27)...completed 173-of-303 attempts (.571) for 2,178 yards and 11 TD's in 12 starts as a rookie...also rushed for 229 yards and a TD in 41 carries...ended '98 season having thrown 136 straight pass attempts without throwing an interception (six games), which tied him with Cleveland's Bernie Kosar (1985) for the longest such streak in NFL history by a rookie...record-tying streak added to another he had earlier in the year of 107 consecutive passes (Games 4-7) without an interception...QB passer rating of 83.3 stands as the fourth-best mark ever by a rookie (Miami's Dan Marino, 96.0, ranks first)...was particularly effective in the red zone in 1998, completing 15-of-28 passes for 84 yards and five TD's (no INT's) for a 98.8 passer-rating...named NFL Offensive Rookie of the Month for October — was 52-of-87 for 717 yards and five TD's and one INT during the month for a rating of 102.6...completed 62-of-86 attempts (.721) for 822 yards and four TD's in four nationally-televised games...made first career start at Minnesota (9/20), and performed admirably in hostile environment, completing 20-of-40 passes for 160 yards and two interceptions, both of which were desperation heaves at the end of each half...won his first game as an NFL starting QB vs. Tampa Bay (9/28)...completed first TD pass of his career in game at Chicago (10/4) — a 98-yarder to Johnnie Morton — the longest touchdown pass in the NFL in 1998...completed 16-of-31 passes for career-high 268 yards vs.

Bears...had an outstanding game vs. Green Bay (10/15)...completed 16-of-19 passes (84.2 percent) for 218 yards and two TD's...also tied team record for most consecutive completions (11) — Dave Krieg in 1994 and Gary Danielson in 1980...his 84.2 percent completion rate versus Green Bay was the highest single-game mark for a rookie since 1960...became the youngest NFL quarterback to complete 11 straight passes in a game since Brett Favre in 1992 (also 23-years-old)... had sterling effort vs. Chicago (11/15), completing 16-of-21 passes for 253 yards and TD — 76.2 percent completion rate was fifth-highest single-game mark for a rookie since 1960...was named NFC Offensive Player of the Week for outing vs. Bears...fought back from neck strain in second quarter to finish game vs. hometown Pittsburgh (11/26) — returned to game in third quarter and completed 16-of-23 passes for 236 yards and a TD...was named as Lions' 1998 Mel Farr Rookie of the Year by teammates following the '98 season.

COLLEGE: Was a six-year college player who left Eastern Michigan owning virtually every school passing and total offense record...holds EMU's all-time records for total plays (1,179), total offensive yards (7,715), pass attempts (998), pass completions (579), yards passing (7,592) and touchdown passes (53)...started every game as a senior in 1997 and set school season-records by completing 247-of-434 passes for 3,280 yards (.569) and 23 touchdowns...appeared in the first two games of '96 campaign, but season was ended prematurely due to leg injury...completed 39-of-65 passes for 518 yards and two touchdowns in limited play that year...received the 1995 James M. "Bingo" Brown Award as a junior, given to the team's Most Valuable Player...earned All-Mid American Conference first-team honors...moved into the starting lineup early in '95 campaign, finishing the season with 244 completions in 421 attempts (.580) for 3,177 yards and 21 touchdowns...appeared in first eight games of his collegiate career as a sophomore in 1994, completing 49-of-78 passes (.628) for 617 yards and seven touchdowns...granted a medical hardship redshirt in 1993... did not play under NCAA Proposition 48 rules in 1992...earned bachelor's degree in criminal justice.

PERSONAL: Was an All-State third-team and *Pittsburgh Press* "Fabulous 22" pick as a senior in 1991 at Steel Valley (Homestead, Pa.) High School...lettered three times in football and twice in basketball during high school...established his own foundation, Best of the Batch Foundation, in 2000...helped Oakland County Special Olympics (Detroit) with his "Pay-by-Play" program where money is donated for his passing yardage...was Lions' 1999-2000 Canned Food Drive spokesman...is the son of Lynn Settles...born in Homestead, Pa....Full name: Charles D'Donte Batch.

Batch's Career Single-Game Highs

Regular Season

Pass Attempts— 62 (11/18/01 at Arizona)
 Completions— 36 (11/18/01 at Arizona)
 Completion Percentage— 84.2 (10/15/98 vs.
 Green Bay)
 Yards Passing— 436 (11/18/01 at Arizona)
 Longest Completion— 98t (10/4/98 at Chicago)

TD Passes— 3 (6 times, Last: 11/18/01 at Arizona)
 Rushing Attempts— 8 (4 times, Last: 12/10/00 at
 Green Bay)
 Yards Rushing— 63 (9/20/98 at Minnesota)
 Longest Run— 19 (10/29/00 at Indianapolis)
 TDs Rushing— 1 (Last: 11/23/00 vs. New England)

BATCH'S GAME-BY-GAME STATISTICS**2003**

<u>Date</u>	<u>Opponent</u>	<u>Att.</u>	<u>Cmp.</u>	<u>Int.</u>	<u>TD</u>	<u>Yds.</u>	<u>Cmp. %</u>	<u>Lg</u>	<u>Sack</u>	<u>Rtg.</u>
9/7	BALTIMORE	0	0	0	0	0	0.00	—	0/0	0.0
9/14	at Kansas City					DNP				
9/21	at Cincinnati					DNP				
9/28	TENNESSEE					DNP				
10/5	CLEVELAND	6	3	0	0	25	50.0	11	0/0	61.1
10/12	at Denver					DNP				
10/26	ST. LOUIS					DNP				
11/2	at Seattle					DNP				
11/9	ARIZONA					DNP				
11/17	at San Francisco					DNP				
11/23	at Cleveland					DNP				
11/30	CINCINNATI	2	1	0	0	22	50.0	22	1/2	89.6
12/7	OAKLAND					DNP				
12/14	at N.Y. Jets					DNP				
12/21	SAN DIEGO					DNP				
12/28	at Baltimore					DNP				
SEASON TOTALS		8	4	0	0	47	50.0	22	1/2	68.2

2002

<u>Date</u>	<u>Opponent</u>	<u>Att.</u>	<u>Cmp.</u>	<u>Int.</u>	<u>TD</u>	<u>Yds.</u>	<u>Cmp. %</u>	<u>Lg</u>	<u>Sack</u>	<u>Rtg.</u>
9/9	at New England					INACTIVE				
9/15	OAKLAND					INACTIVE				
9/29	CLEVELAND					INACTIVE				
10/6	at New Orleans					INACTIVE				
10/13	at Cincinnati					INACTIVE				
10/21	INDIANAPOLIS					INACTIVE				
10/27	at Baltimore					INACTIVE				
11/3	at Cleveland					INACTIVE				
11/10	ATLANTA					INACTIVE				
11/17	at Tennessee					INACTIVE				
11/24	CINCINNATI	0	0	0	0	0	0.00	—	0/0	0.0
12/1	at Jacksonville					INACTIVE				
12/8	HOUSTON					INACTIVE				
12/15	CAROLINA					INACTIVE				
12/23	at Tampa Bay					INACTIVE				
12/29	BALTIMORE					INACTIVE				
SEASON TOTALS		0	0	0	0	0	0.0	—	0/0	0.0

POSTSEASON

1/5	CLEVELAND	INACTIVE
1/11	at Tennessee	INACTIVE

**2001**

Date	Opponent	Att.	Cmp.	Int.	TD	Yds.	Cmp. %	Lg	Sack	Rtg.
9/9	at Green Bay	39	20	2	0	276	51.3	42	7/44	52.9
9/23	at Cleveland	DID NOT PLAY								
10/8	ST. LOUIS	16	11	1	0	113	68.8	25	3/16	62.8
10/14	at Minnesota	41	31	0	3	345	75.6	26	4/17	124.5
10/21	TENNESSEE	42	25	1	3	338	59.5	46	4/16	99.1
10/28	CINCINNATI	35	20	2	2	239	57.1	27	4/24	73.4
11/4	at San Francisco	20	8	0	0	74	40.0	22	2/8	50.8
11/11	TAMPA BAY	39	21	2	1	239	53.8	36	5/21	59.7
11/18	at Arizona	62	36	3	3	436	58.1	76	1/7	75.7
11/22	GREEN BAY	19	8	1	0	118	42.1	42	1/7	41.1
12/2	at Chicago	28	18	0	0	214	64.3	56	2/16	87.5
12/9	at Tampa Bay	RESERVE - INJURED								
12/16	MINNESOTA	RESERVE - INJURED								
12/23	at Pittsburgh	RESERVE - INJURED								
12/30	CHICAGO	RESERVE - INJURED								
1/6/02	DALLAS	RESERVE - INJURED								
SEASON TOTALS		341	198	12	12	2,392	58.1	76	33/176	76.8

2000

Date	Opponent	Att.	Cmp.	Int.	TD	Yds.	Cmp. %	Lg	Sack	Rtg.
9/3	at New Orleans	INACTIVE - INJURY								
9/10	WASHINGTON	31	16	2	0	194	51.6	27	2/12	44.3
9/17	TAMPA BAY	36	26	2	1	277	72.2	50	7/51	80.4
9/24	at Chicago	37	20	1	2	207	54.1	36	3/13	77.2
10/1	MINNESOTA	44	25	1	1	239	56.8	24	2/13	70.2
10/8	GREEN BAY	26	13	1	3	199	50.0	42	3/20	98.1
10/19	at Tampa Bay	31	13	0	0	144	41.9	33	7/37	56.4
10/29	at Indianapolis	39	18	2	1	190	46.2	30	3/16	48.0
11/5	MIAMI	16	8	0	0	95	50.0	24	3/8	68.5
11/12	ATLANTA	27	12	1	0	128	44.4	29	2/13	43.4
11/19	at N.Y. Giants	32	20	1	3	225	62.5	32	1/6	101.7
11/23	NEW ENGLAND	24	16	0	1	194	66.7	59	2/15	105.2
11/30	at Minnesota	3	2	0	0	16	66.7	12	0/0	79.9
12/10	at Green Bay	33	17	3	0	190	51.5	39	0/0	31.1
12/17	at N.Y. Jets	18	8	1	0	110	44.4	32	5/32	41.4
12/24	CHICAGO	15	7	0	1	81	46.7	19	1/6	85.7
SEASON TOTALS		412	221	15	13	2,489	53.6	59	41/242	67.3

1999

Date	Opponent	Att.	Cmp.	Int.	TD	Yds.	Cmp. %	Lg	Sack	Rtg.
9/12	at Seattle	26	16	1	3	216	61.5	41	5/14	110.4
9/19	GREEN BAY	16	9	2	2	219	56.3	74	4/23	101.0
9/26	at Kansas City	34	16	2	2	213	47.1	31	4/20	62.5
10/10	SAN DIEGO	38	21	1	1	230	55.3	41	6/38	71.2
10/17	MINNESOTA	16	9	0	0	70	56.3	12	1/1	67.2
10/24	at Carolina	27	16	1	2	210	59.3	27	0/0	93.1
10/31	TAMPA BAY	19	10	0	0	128	52.6	30	3/19	74.0
11/7	ST. LOUIS	20	10	0	1	148	50.0	42	3/12	91.3
11/14	at Arizona	INACTIVE - INJURY								
11/21	at Green Bay	DNP								
11/25	CHICAGO	DNP								
12/5	WASHINGTON	DNP								
12/12	at Tampa Bay	DNP								
12/19	at Chicago	10	6	0	0	95	60.0	45	2/14	91.7
12/25	DENVER	40	21	0	1	267	52.5	27	5/25	82.0
1/2/00	at Minnesota	24	17	0	1	161	70.8	29	3/20	103.0
SEASON TOTALS		270	151	7	13	1,957	55.9	74	36/186	84.1



BATCH'S GAME-BY-GAME STATISTICS (cont.)

1998

Date	Opponent	Att.	Cmp.	Int.	TD	Yds.	Cmp. %	Lg	Sack	Rtg.
9/6	at Green Bay			DNP						
9/13	CINCINNATI			DNP						
9/20	at Minnesota	40	20	2	0	160	50.0	17	5/18	39.6
9/28	TAMPA BAY	24	14	0	0	115	60.9	21	1/7	73.6
10/4	at Chicago	31	16	0	2	268	51.6	98t	4/22	102.6
10/15	GREEN BAY	19	16	0	2	218	84.2	68t	3/19	149.6
10/25	MINNESOTA	37	20	1	1	231	54.0	33	4/17	70.9
11/1	ARIZONA	17	10	3	0	71	58.8	15	4/24	28.9
11/8	at Philadelphia	27	14	0	0	146	51.9	30	5/35	67.6
11/15	CHICAGO	21	16	0	1	253	76.2	30	1/7	131.6
11/22	at Tampa Bay	23	14	0	2	195	60.9	53t	1/7	117.1
11/26	PITTSBURGH	23	16	0	1	236	69.6	36	3/23	117.3
12/6	at Jacksonville	33	14	0	2	250	42.4	45	5/38	89.2
12/14	at San Francisco	9	3	0	0	35	33.3	16	1/5	46.1
12/20	ATLANTA			INACTIVE - INJURY						
12/27	at Baltimore			RESERVE - INJURED						
SEASON TOTALS		303	173	6	11	2,178	57.1	98t	37/222	83.5

BATCH'S CAREER STATISTICS


Regular Season

PASSING	Att.	Comp.	Pct.	Yds.	LG	TD	Int.	Sacks-Lost	Record/ Rtg. Start.	
1998 Detroit (NFC)	303	173	57.1	2,178	98t	11	6	37-222	83.5	5-7
1999 Detroit (NFC)	270	151	55.9	1,957	74t	13	7	36-186	84.1	6-4
2000 Detroit (NFC)	412	221	53.6	2,489	59	13	15	41-242	67.3	8-7
2001 Detroit (NFC)	341	198	58.1	2,392	76	12	12	33-176	76.8	0-9
2002 Pittsburgh (AFC)	0	0	0.0	0	--	0	0	0-0	0.0	0-0
2003 Pittsburgh (AFC)	8	4	50.0	47	22	0	0	1-2	68.2	0-0
NFL Totals (6 years)	1,340	750	56.0	9,088	98t	49	40	148-828	76.7	19-27
Steelers Totals (2 years)	8	4	50.0	47	22	0	0	1-2	68.2	0-0

RUSHING	No.	Yds.	Avg.	LG	TD
1998 Detroit (NFC)	41	229	5.6	17	1
1999 Detroit (NFC)	28	87	3.1	12	2
2000 Detroit (NFC)	44	199	4.5	19	2
2001 Detroit (NFC)	12	45	3.8	12	0
2002 Pittsburgh (AFC)	0	0	0.0	--	0
2003 Pittsburgh	1	11	11.0	11	0
NFL Totals (6 years)	126	571	4.5	19	5
Steelers Totals (2 years)	1	11	11.0	11	0

37 AINSLEY BATTLES

SAFETY



HEIGHT—5-11

WEIGHT—204

COLLEGE—Vanderbilt

BIRTHDATE—November 6, 1978

BIRTHPLACE—Lilburn, Ga.

HOW ACQUIRED—UFA-'04 (Originally with Steelers FA-'00)

NFL EXPERIENCE—4th Year

GAMES PLAYED-STARTED/POSTSEASON—'00 (16-2/0-0), '01 (13-11/0-0), '02 (16-4/0-0), '03 (DNP)

CAREER TOTALS/POSTSEASON: 29-17 (0-0)

STEELERS TOTALS/POSTSEASON: 16-2 (0-0)

PRO: Rejoins the Steelers after spending two of the past three years with Jacksonville...sat out the 2003 season...was one of three undrafted rookie free agents who earned an opening day roster spot with the Steelers in 2000...impressed the coaching staff with the ferocious hitting and big-play abilities he displayed in pre-season. **2003 (Buffalo):** Participated briefly in the Bills' training camp but was released prior to the season...signed July 29, 2003 and left squad Aug. 4. **2002 (Jacksonville):** Appeared in all 16 games with four starts for the Jaguars...had his most productive year...finished with 25 total tackles (19 solos)...also had one interception for nine yards and was credited with a forced fumble and one recovered fumble. **2001:** Had his most productive season...started 11 of 13 games and had 46 tackles, two interceptions and one sack...started six games at free safety and five at strong safety in place of injured Donovan Darius and Marlon McCree...ranked ninth on team with 64 tackles (50 solo), one sack, one forced fumble and two fumble recoveries (which led team, and one of which was returned for a touchdown)...tied for third on team with two interceptions and added eight tackles on special teams...saw first Jaguars action in Sept. 9 season opener vs. Steelers one week after being claimed off waivers...made first start as a Jaguar one game later, replacing injured Darius vs. Tennessee (9/16), making six tackles...made second straight start versus Cleveland (9/30)...registered four tackles and got his first NFL interception (off Tim Couch)...started next four games, then suffered left knee injury on Oct. 28 vs. Baltimore and missed next three games...underwent arthroscopic surgery on Nov. 5...returned to action vs. Baltimore (11/25) after injury to Marlon McCree...collected second interception of his career (off Elvis Grbac), returning it 26 yards...started at free safety in Monday night game vs. Green Bay (12/3) and recovered a fumble that was forced by Tony Brackens and returned it 60 yards for his first NFL touchdown, marking the third-longest fumble return in team history...started final five games at free safety, making season-high 11 tackles vs. Kansas City (12/3)...claimed by the Jaguars on Sept. 3 after being waived by Pittsburgh on Sept. 2. **2000:** Filled in admirably as a starter the last two games of the year for the injured Lee Flowers...accumulated most of his playing time on special teams until Flowers' injury...finished the season with 22



total tackles (15 solos)...also was credited with three pass defenses and 14 special-teams tackles...logged four defensive snaps...was credited with one pass defense at Baltimore (10/29)...also had one special-teams assist...logged six plays at Tennessee (11/5)...had one assist...accumulated six defensive snaps versus Philadelphia (11/12)...also was credited with three special-teams assists...logged three plays versus Jacksonville (11/19)...finished with one assist...also was credited with two special-teams tackles...accumulated his most playing time of the season at Cincinnati (11/26)...logged 16 defensive snaps...was credited with two special-teams tackles...played two downs versus Oakland (12/3)...was credited with one special-teams tackle...saw a lot of playing time because of the knee injury suffered by Lee Flowers at New York Giants (12/10)...finished with five total tackles, including four solo stops...registered the first sack of his career...made the saving tackle while laying on his back on Ike Hillard's 59-yard reception...also had one special-teams assist...made his first pro start for the injured Lee Flowers versus Washington (12/16)...logged all 59 defensive plays...finished with nine tackles (six solos) and one pass defense...logged all 47 defensive snaps at San Diego (12/24)...finished with a team-high five tackles (all solos)...also had one pass defense.

COLLEGE: Started 33 consecutive games at strong safety...1999 team co-captain...recorded 279 tackles during his career...registered 113 tackles as a senior to finish second in the SEC and first among defensive backs in the conference...recorded a career-high 14 tackles at Ole Miss...made 100 tackles as a junior to rank fourth in the SEC...majored in human and organizational development.

PERSONAL: Lettered in football and track at Parkview (Lilburn, Georgia) High School...was voted All-American at safety as a senior...was co-captain of the football team where he played running back and safety...played in the Georgia North-South Game and finished second on the team (North) in tackles...set school records in the 4x100-meter relay and the 100-meter hurdles...is the son of Carl and Sheila Battles...has an older brother (Carl Jr.) and a younger sister (Bridget)...Full name: Ainsley Thomas Battles.


BATTLES' CAREER STATISTICS

<u>TACKLES</u>	<u>Solo</u>	<u>AT</u>	<u>Tot.</u>	<u>Sp.T.</u>	<u>Sacks</u>	<u>FF</u>	<u>FR</u>	<u>INTERCEPTIONS</u>	<u>No.</u>	<u>Yds.</u>	<u>Avg.</u>	<u>LG</u>	<u>TD</u>
2000 Pittsburgh (AFC)	15	7	22	9	1.0	1	0	2000 Pittsburgh (AFC)	0	0	0.0	—	0
2001 Jacks. (AFC)	50	14	64	8	1.0	1	1	2001 Jacks. (AFC)	2	26	13.0	26	0
2002 Jacks. (AFC)	19	6	25	5	1.0	1	1	2002 Jacks. (AFC)	1	6	6.0	6	0
2003	DNP							2003	DNP				
NFL Totals (3 years)	84	27	111	22	3.0	3	2	NFL Totals (3 years)	3	32	10.7	26	0



97 KENDRELL BELL

LINEBACKER



HEIGHT—6-1

WEIGHT—257

COLLEGE—Georgia

BIRTHDATE—July 2, 1978

BIRTHPLACE—Augusta, Ga.

HOW ACQUIRED—D2-'01 (#8, 39)

NFL EXPERIENCE—4th Year

GAMES PLAYED-STARTED/POSTSEASON-'01 (16-16/2-2), '02 (12-12/2-1); '03 (16-16/0-0)

CAREER TOTALS: 44-44 (4-3)

STEELERS TOTALS: 44-44 (4-3)

PRO: Is one of the most explosive players to ever wear a Steelers uniform...has unbelievable quickness and is a ferocious tackler...was selected the 2001 NFL Defensive Rookie of the Year, the first Steeler to earn the award since Jack Lambert in 1974...also was named *The Sporting News*' 2001 Defensive Rookie of the Year...was selected as the recipient of the 2001 Joe Greene

Award, presented to the team's Rookie of the Year as selected by the Pittsburgh Chapter of the Pro Football Writers of America...played his first season in 2003 without missing a game after being hampered by high-ankle sprains in his first two years...suffered a high-ankle sprain during the second preseason game of 2002 season, which forced him to miss the final preseason contests and lingered through the season...was selected as an alternate to the 2003 Pro Bowl despite his injury...suffered a similar injury in 2001 but did not miss a start. **2003:** Was named as an alternate to the 2004 Pro Bowl...finished second on the team with 108 total tackles (88 solos)...also was credited with five sacks, three passes defended and one forced fumble...had one interception he returned for 42 yards...recorded his first career interception versus Baltimore (9/7) and returned it 42 yards, which thwarted a potential Baltimore scoring drive in Steelers' territory...logged 52 defensive plays...played all 57 defensive snaps at Kansas City (9/14)...had one of his best games of the early season at Cincinnati (9/21)...registered his first two sacks of the season, totaling 17 yards...finished with five total tackles (all solos)...logged 37 defensive plays...produced another strong game versus Tennessee (9/28)...finished with a team-high 11 tackles (eight solos), including 2½ tackles for losses of six yards...also was credited with one quarterback hurry/pressure...led the team with 12 total tackles (10 solos) versus Cleveland (10/5)...also had 4½ tackles for losses or no gain...was credited with one quarterback hurry/pressure...registered four total tackles (all solos)...logged 48 defensive plays at Denver (10/12)...played 61 defensive snaps versus St. Louis (10/26)...was credited with one sack for seven yards at Seattle (11/2)...played 47 defensive snaps...logged 46 defensive plays versus Arizona (11/9)...made two huge back-

CAREER HIGHLIGHTS

- ◆ 2004 Pro Bowl Alternate
- ◆ 2003 Pro Bowl Alternate
- ◆ 2002 Pro Bowl
- ◆ 2001 NFL Defensive Rookie of Year
- ◆ 2001 *The Sporting News* Def. Rookie of Year
- ◆ 2001 Joe Greene Award (Top Rookie)

to-back hits for no gain to stop a potential Cleveland scoring drive on which the Browns had a first-and-goal from the six at Cleveland (11/23)...finished with 3½ tackles for losses or no gain, totaling five yards...was credited with 11 total tackles (eight solos)...also caused one fumble...played 51 defensive snaps...logged 40 defensive plays versus Cincinnati (11/30)...logged 37 defensive plays versus Oakland (12/7)...registered a team-high 10 total tackles (seven solos) at N.Y. Jets (12/14)...logged 60 defensive plays...played 48 defensive snaps versus San Diego (12/21)...played 49 defensive snaps at Baltimore (12/28). **2002:** Registered 56 total tackles (43 solos)...also finished with four sacks and a fumble recovery...aggravated his left ankle sprain and saw limited action in season-opener versus New England (9/9)...played just 12 defensive snaps...registered two tackles (one solo)...was deactivated versus Oakland (9/15) totaling four straight games (Games 2-5) because of his ankle injury...returned to the starting lineup versus Indianapolis (10/21) for the first time since the season-opener...played 39 defensive snaps...finished with five total tackles (three solos)...finished with eight total tackles (seven solos) at Baltimore (10/27)...also was credited with three quarterback hits/pressures and a pass defense...logged 53 defensive plays...logged 17 defensive plays at Cleveland (11/3)...finished with three total tackles (two solos)...also tipped a pass that was intercepted by Brent Alexander early in the third quarter...finished with four total tackles (three solos) versus Atlanta (11/10)...was credited with one quarterback hit/pressure...registered seven total tackles (four solos) at Tennessee (11/17)...also was credited with one quarterback hit/pressure...played 58 defensive snaps...finished with three solo tackles versus Cincinnati (11/24)...played 34 defensive snaps. 12/1 at Jacksonville: Had two sacks at Jacksonville (12/1) and first since the Oct. 27 Baltimore game...finished with five total tackles (three solos)...logged 28 defensive plays...registered his third sack in two games versus Houston (12/8)...tied (with Lee Flowers) for team honors with seven total tackles (six solos)...also was credited with a quarterback hit/pressure and three tackles for no gain...logged 36 defensive plays...registered his fourth sack in three games versus Carolina (12/15)...finished with five total tackles (four solos)...played 31 defensive snaps...registered five solo tackles at Tampa Bay (12/23), including two tackles for losses of three yards...also recovered one fumble on a sack by Casey Hampton...left the game in the midway through the third quarter versus Baltimore (12/29) with an ankle injury...finished with two solo tackles...also was credited with one pass defended...made a surprise recovery from his ankle injury for Wild Card game versus Cleveland (1/5) and produced an incredible performance...finished with nine tackles (eight solos), including 2½ tackles for losses totaling six yards...started in Divisional Playoff game at Tennessee (1/11) but was unable to play past the first couple of series...finished with two assists in limited action. **2001:** Was selected the NFL Defensive Rookie of the Year, the first Steeler to earn the award since Jack Lambert in 1974...also was named the NFL Defensive Rookie of the Year by *The Sporting News*, *The Football News*, *Pro Football Weekly* and *Football Digest*...was selected as *Sports Illustrated* Rookie of the Year...earned Associated Press second-team All-Pro honors and was named to *Pro Football Weekly's* All-Rookie Team...was a first-alternate selection to the 2002 Pro Bowl and then named to the AFC squad as a need player by Bill Cowher...was selected as the recipient of the 2001 Joe Greene Award, presented to the team's Rookie of the Year as selected by the Pittsburgh Chapter of the Pro Football Writers of America...was named the NFL Rookie of the Month for October and November, only the second rookie since the inception of the award to be honored two consecu-



tive months (Jevon Kearse was the other in 1999)...started his first game as a pro at Jacksonville (9/9) but saw limited action after suffering a sprained right ankle during the second defensive series...logged 11 plays...had a big day at Buffalo (9/30) and seemingly recovered from an ankle injury that forced him to miss most of the first game...logged 34 defensive plays...finished with 12 total tackles (11 solos)...also was credited two quarterback hurries/pressures...had what Coach Bill Cowher called a "tone-setting" sack, the first of his pro career, versus Cincinnati (10/7)...finished with eight total tackles...also was credited with a forced fumble and one quarterback hurry/pressure...logged 42 defensive plays...was very active at Kansas City (10/14) and applied some big hits, especially on quarterback Trent Green...was credited with two sacks for 14 yards...logged 44 defensive plays...finished with seven total tackles (four solos)...also was credited with three quarterback hurries/pressures...played 36 defensive snaps at Tampa Bay (10/21)...registered his fourth sack of the season versus Tennessee (10/29)...logged 31 defensive plays...finished with nine tackles (eight solos)...also had his fourth sack of the season and had two quarterback hurries/pressures...played 34 defensive snaps versus Baltimore (11/4)...finished with six total tackles (five solos)...also was credited with two quarterback hurries/pressures...logged 46 defensive snaps at Cleveland (11/11)...finished with four total tackles...also was credited with a sack and two quarterback hurries/pressures...produced another stellar effort versus Jacksonville (11/18)...played 33 defensive snaps...registered two more sacks, giving him seven for the season...also forced a fumble on one of his sacks and was credited with a quarterback hurry/pressure...logged 44 defensive plays at Tennessee (11/25)...also was credited one quarterback hurry/pressure...played 30 defensive snaps versus Minnesota (12/2)...logged 32 defensive plays versus N.Y. Jets (12/9)...finished with five solo tackles...played 31 defensive snaps at Baltimore (12/16)...logged 37 defensive snaps versus Detroit (12/23)...played 58 defensive snaps at Cincinnati (12/30)...finished with four tackles (three solos)...also had two quarterback hurries/pressures...had another electrifying game versus Cleveland (1/6/02)...finished with a team-high nine tackles (seven solos)...also had two sacks, the third time this season he has recorded multiple sacks in a game...tied Dwayne Washington for team tackle honors with six total tackles (four solos) in AFC Playoff game versus Baltimore (1/20)...also had one pass defended...had another big game in AFC Championship game versus New England (1/27), finishing with eight solo tackles...also registered a sack and had one pass defended.

COLLEGE: Was the undisputed leader of Georgia's defensive unit...was a special teams standout with five blocked kicks to his credit...started only 16 games but finished his University of Georgia career with 153 tackles (95 solos), seven quarterback sacks, 10 stops behind the line of scrimmage, five forced fumbles and 14 quarterback pressures...was an All-Southeastern Conference second-team pick by the league's coaches...started the final 10 games at middle linebacker...finished second on the team with 92 tackles (53 solos)...had two sacks, five stops for losses and a pair of quarterback pressures...caused and recovered two fumbles...intercepted a pass and deflected three others...finished 1999 as the team's fourth leading tackler with 61 tackles (42 solos) despite not starting until the season's sixth game...registered five sacks and 10 stops for losses...was credited with 20 quarterback pressures...forced three fumbles, intercepted three passes and deflected another...set a school single-season record with five blocked kicks...was a Super Prep JUCO 100 selection during his two-year career at Middle Georgia Junior Col-

lege (1997-98)...recorded 132 tackles with six sacks for a defensive unit that ranked first in the nation in 1998...played fullback in 1997 and gained 689 yards...majored in child and family development.

PERSONAL: Lettered in football at Laney High in Augusta, Ga....earned All-State and *Atlanta-Journal Constitution* All-South honors...was coached by Otis Smart...also lettered in basketball and track...finished fifth in the state in the shot put as a senior...is the son of Henry and Barbara Booker...Full name: Kendrell Alexander Bell.

BELL'S GAME-BY-GAME STATISTICS

2003

Date	Opponent	T	AT	Sack/		INT	PD	FF	FR
				TOT	YDS				
9/7	BALTIMORE	2	2	4	0.0/0	1/42	1	0	0
9/14	at Kansas City	3	0	3	0.0/0	0/0	0	0	0
9/21	at Cincinnati	5	0	5	2.0/17	0/0	0	0	0
9/28	TENNESSEE	8	3	11	0.0/0	0/0	0	0	0
10/5	CLEVELAND	10	2	12	0.0/0	0/0	0	0	0
10/12	at Denver	4	0	4	0.0/0	0/0	0	0	0
10/26	ST. LOUIS	5	0	5	0.0/0	0/0	1	0	0
11/2	at Seattle	5	1	6	1.0/7	0/0	0	0	0
11/9	ARIZONA	3	3	6	0.0/0	0/0	1	0	0
11/17	at San Francisco	8	0	8	0.0/0	0/0	0	0	0
11/23	at Cleveland	8	3	11	0.0/0	0/0	0	1	0
11/30	CINCINNATI	5	1	6	0.0/0	0/0	0	0	0
12/7	OAKLAND	6	2	8	0.0/0	0/0	0	0	0
12/14	at N.Y. Jets	7	3	10	0.0/0	0/0	0	0	0
12/21	SAN DIEGO	4	0	4	0.0/0	0/0	0	0	0
12/28	at Baltimore	5	0	5	2.0/12	0/0	0	0	0
SEASON TOTALS		88	20	108	5.0/36	1/42	3	1	0

2002

Date	Opponent	T	AT	Sack/		INT	PD	FF	FR
				TOT	YDS				
9/9	at New England	1	1	2	0.0/0	0/0	0	0	0
9/15	OAKLAND				INACTIVE				
9/29	CLEVELAND				INACTIVE				
10/6	at New Orleans				INACTIVE				
10/13	at Cincinnati				INACTIVE				
10/21	INDIANAPOLIS	3	2	5	0.0/0	0/0	0	0	0
10/27	at Baltimore	7	1	8	0.0/0	0/0	1	0	0
11/3	at Cleveland	2	1	3	0.0/0	0/0	0	0	0
11/10	ATLANTA	3	1	4	0.0/0	0/0	0	0	0
11/17	at Tennessee	4	3	7	0.0/0	0/0	0	0	0
11/24	CINCINNATI	3	0	3	0.0/0	0/0	0	0	0
12/1	at Jacksonville	3	2	5	2.0/9	0/0	0	0	0
12/8	HOUSTON	6	1	7	1.0/7	0/0	0	0	0
12/15	CAROLINA	4	1	5	1.0/9	0/0	0	0	0
12/23	at Tampa Bay	5	0	5	0.0/0	0/0	0	0	1
12/29	BALTIMORE	2	0	2	0.0/0	0/0	1	0	0
SEASON TOTALS		43	13	56	4.0/25	0/0	2	0	1

POSTSEASON

1/5	CLEVELAND	8	1	9	0.0/0	0/0	1	0	0
1/11	at Tennessee	0	2	2	0.0/0	0/0	0	0	0
POSTSEASON TOTALS		8	3	11	0.0/0	0/0	1	0	0

2001

<u>Date</u>	<u>Opponent</u>	<u>T</u>	<u>AT</u>	<u>Sack/</u>		<u>INT</u>	<u>PD</u>	<u>FF</u>	<u>FR</u>
				<u>TOT</u>	<u>YDS</u>				
9/3	at Jacksonville	0	0	0	0.0/0	0/0	0	0	0
9/30	at Buffalo	11	1	12	0.0/0	0/0	0	0	0
10/7	CINCINNATI	6	2	8	1.0/9	0/0	0	1	0
10/14	at Kansas City	4	3	7	2.0/14	0/0	0	0	0
10/21	at Tampa Bay	3	2	5	0.0/0	0/0	0	0	0
10/29	TENNESSEE	8	1	9	1.0/8	0/0	0	0	0
11/4	BALTIMORE	5	1	6	0.0/0	0/0	0	0	0
11/11	at Cleveland	4	0	4	1.0/10	0/0	0	0	0
11/18	JACKSONVILLE	6	0	6	2.0/19	0/0	0	1	0
11/25	at Tennessee	7	0	7	0.0/0	0/0	0	0	0
12/2	MINNESOTA	0	1	1	0.0/0	0/0	0	0	0
12/9	N.Y. JETS	5	0	5	0.0/0	0/0	0	0	0
12/16	at Baltimore	2	1	3	0.0/0	0/0	0	0	0
12/23	DETROIT	3	1	4	0.0/0	0/0	0	0	0
12/30	at Cincinnati	3	1	4	0.0/0	0/0	0	0	0
1/6/02	CLEVELAND	7	0	7	2.0/24	0/0	0	0	0
SEASON TOTALS		74	14	88	9.0/84	0/0	0	2	0

POSTSEASON

1/20	BALTIMORE	4	2	6	0.0/0	0/0	1	0	0
1/27	NEW ENGLAND	8	0	8	1.0/1	0/0	1	0	0
POSTSEASON TOTALS		12	2	14	1.0/1	0/0	2	0	0

BELL'S CAREER STATISTICS**Regular Season**

<u>TACKLES</u>	<u>Solo</u>	<u>AT</u>	<u>Tot.</u>	<u>Sp.T.</u>	<u>Sacks</u>	<u>FF</u>	<u>FR</u>
2001 Pittsburgh (AFC)	74	14	88	0	9.0	2	0
2002 Pittsburgh (AFC)	43	13	56	0	4.0	0	1
2003 Pittsburgh (AFC)	88	20	108	0	5.0	1	0
NFL Totals (3 years)	199	47	246	0	18.0	3	1

<u>INTERCEPTIONS</u>	<u>No.</u>	<u>Yds.</u>	<u>Avg.</u>	<u>LG</u>	<u>TD</u>
2001 Pittsburgh (AFC)	0	0	0.0	--	0
2002 Pittsburgh (AFC)	0	0	0.0	--	0
2003 Pittsburgh (AFC)	1	61*	42.0	42	0
NFL Totals (3 years)	1	61*	42.0	42	0

*Includes return yards from a lateral

Postseason


<u>TACKLES</u>	<u>Solo</u>	<u>AT</u>	<u>Tot.</u>	<u>Sp.T.</u>	<u>Sacks</u>	<u>FF</u>	<u>FR</u>
2001 Pittsburgh (AFC)	12	2	14	0	1.0	0	0
2002 Pittsburgh (AFC)	8	3	11	0	0.0	0	0
NFL Totals (2 years)	20	5	25	0	1.0	0	0

<u>INTERCEPTIONS</u>	<u>No.</u>	<u>Yds.</u>	<u>Avg.</u>	<u>LG</u>	<u>TD</u>
2001 Pittsburgh (AFC)	0	0	0.0	--	0
2002 Pittsburgh (AFC)	0	0	0.0	--	0
NFL Totals (2 years)	0	0	0.0	--	0



36 JEROME BETTIS

RUNNING BACK



HEIGHT– 5-11

WEIGHT– 255

COLLEGE– Notre Dame

BIRTHDATE– February 16, 1972

BIRTHPLACE– Detroit, Mich.

HOW ACQUIRED– Trade (April 20, 1996 from St. Louis Rams)

NFL EXPERIENCE– 12th Year

GAMES PLAYED-STARTED/POSTSEASON– '93 (16-12/0-0), '94 (16-16/0-0), '95 (15-13/0-0), '96 (16-12/2-2), '97 (15-15/2-2), '98 (15-15/0-0), '99 (16-16/0-0), '00 (16-16/0-0), '01 (11-11/1-1), '02 (13-11/2-0), '03 (16-10/0-0)

CAREER TOTALS: 165-147 (7-5)

STEELERS TOTALS: 111-95 (7-5)

PRO: Might be considered best acquisition for Steelers during 1996 NFL Draft...joined Steelers via trade on April 20, 1996 in deal that sent Pittsburgh's second-round pick in 1996 and fourth-round selection in 1997 to St. Louis...has moved among the NFL's elite running backs, becoming only the 10th runner to compile more than 12,000 rushing yards...moved into sixth place on the NFL all-time rushing list passing Jim Brown in the 2003 regular-season finale at Baltimore with 12,353 career rushing yard...is ranked second on the Steelers' all-time rushing yardage list in eight seasons with 9,262 yards...is only the fifth running back in NFL history to have 3,000 attempts...has moved into second place on the Steelers' all-time total yards from scrimmage list with 9,962 total yards. **2003:** Led the team in rushing with 811 yards and seven TDs on 246 carries...finished second to Hines Ward, who had 10, in TDs...also had 13 receptions for 86 yards...assumed a different role on the team at the beginning of the season but returned to his familiar starring halfback spot the seventh game of the year...had his most productive game of the early season at Cincinnati (9/21)...had a string of six straight carries in the third quarter that culminated in a one-yard TD burst for the eventual game-winning score...finished with 59 yards on 16 carries...moved into a tie for seventh place (with Lynn Swann) on the Steelers' all-time scoring list (318 points) with his one-yard TD run versus Cleveland (10/5)...scored the Steelers' only TD of the game at Denver (10/12) and then

CAREER HIGHLIGHTS

- ◆ 6th All-Time NFL Career Rushing Yards
- ◆ 3rd All-Time NFL Career Rushing Att.
- ◆ 2nd All-Time Steelers Rushing Yards
- ◆ 54 Career 100-yard Games
- ◆ 2002 Pro Bowl
- ◆ 2001 Walter Payton NFL Man of Year
- ◆ 2000 Chief Award (cooperation with media)
- ◆ 2000 Team MVP
- ◆ 1997 Team MVP
- ◆ 1998 Pro Bowl
- ◆ 1997 Pro Bowl
- ◆ 1996 Team MVP
- ◆ 1996 NFL Alumni RB of Year
- ◆ 1996 All-Pro
- ◆ 1996 Pro Bowl (Rams)
- ◆ 1995 Pro Bowl (Rams)
- ◆ 1993 NFL Co-Rookie of Year
- ◆ 1993 Rookie of Year (AP, PFBWA, TSN)
- ◆ 1993 Team MVP
- ◆ 1993 First Round Draft Pick (10th overall)



added the two-point conversion in typical Bettis style...finished with 32 yards on 14 carries...also caught one pass for seven yards...started his first game of the season versus St. Louis (10/26)...finished with 42 yards on 12 carries, including a long of eight yards...led the team versus Arizona (11/9) with 54 rushing yards on 18 attempts, his most attempts of the season...had a couple long runs, including a 16-yard burst, his longest of the season...fumbled for the third time this year after going 220 carries without a fumble...compiled a season-high 93 yards on 24 carries at Cleveland (11/23)...became only the fifth player in NFL history to accumulate 3,000 rushing attempts...hit the 3,000 rushing attempt mark on his 23rd carry and surpassed it on his final carry of the game...became only the 10th player in NFL history to amass 12,000 rushing yards versus Cincinnati (11/30)...also moved into sixth place on the Steelers' all-time scoring list, passing Kris Brown, with his TD run in the third quarter that gives him 338 points...finished with 62 yards on 20 carries...also had one reception for five yards...moved into ninth place on the NFL's all-time rushing list—passing Thurman Thomas—versus Oakland (12/7) and recorded his first 100-yard rushing performance of the season, the 53rd of his career and the 42nd as a Steeler...finished with 106 yards on 27 carries, including one TD and a long of 12 yards...also had three receptions for 19 yards...moved into eighth place on the NFL's all-time rushing list at N.Y. Jets (12/14), passing Franco Harris...finished with his highest rushing average of the season, compiling 68 yards on 16 carries for a 4.3-yard average...also had three receptions for seven yards...moved into seventh place on the NFL's all-time rushing list versus San Diego (12/21), passing Marcus Allen...had his second 100-yard rushing performance of the season, the second in three games and the 54th of his career—the 43rd as a Steeler...finished with a season-high 115 yards and one TD on 32 carries, including a long of 20 yards...also had one reception for 16 yards...surpassed Jim Brown on the NFL's all-time rushing list at Baltimore (12/28) with a two-yard run midway through the second quarter...finished with 54 yards on 23 carries, including a long of eight. **2002:** Battled leg injuries throughout the year for his least productive season of his distinguished career...compiled 666 yards on 187 yards, a 3.6 average, which was second on the team...scored nine rushing TDs, the second-highest single-season total of his career...also caught seven passes for 57 yards...committed his first turnover in 760 rushing attempts in season-opener at New England (9/9)...totaled 41 yards on 10 carries versus Oakland (9/15)...had his most attempts to date in the season versus Cleveland (9/29), finishing with 24 yards on 14 carries (1.7 average)...had his most productive game of the early season at New Orleans (10/6)...finished with 84 yards on 19 carries, a 4.4-yard average...scored his first TD of the season...surpassed 11,000-career rushing yards with a 13-yard run in the second quarter...rushed for more than 100 yards for the 52nd time in his career (41st as a Steeler) and first of the season at Cincinnati (10/13)...finished with 109 yards on 21 carries, an impressive 5.2-yard average...scored two TDs, including a 41-yard burst, the fourth-longest TD run as a Steeler and fifth overall...began the game in impressive fashion versus Indianapolis (10/21), scoring two of the Steelers' first three TDs...finished with 33 yards on 11 carries, before leaving the game in the third quarter with a (left) knee injury...also caught one pass for seven yards...was deactivated for two straight games due to his knee injury at Baltimore (10/27) and at Cleveland (11/3)...dressed for the first time in three weeks versus Atlanta (11/10)...entered the game for one play to give Amos Zereoue a break in overtime...had his most-active day in nearly a month at Tennessee (11/17)...had four carries for six



yards...returned to the starting lineup for the first time in five weeks versus Cincinnati (11/24)...moved past O.J. Simpson into 11th place on the NFL's all-time career rushing list...finished with 79 yards on 22 carries, including a 24-yard TD run in the fourth quarter that helped seal the Steelers' victory...scored two TDs to move into eighth place on the Steelers' all-time scoring list...also had two receptions for 27 yards...had another strong performance at Jacksonville (12/1) despite suffering a broken nose in the second quarter...finished with 86 yards on 20 carries...also had one reception for 11 yards...finished with 30 yards on 14 carries versus Houston (12/8), including a long run of eight yards...scored two touchdowns to give him nine for the season versus Carolina (12/15), his second-highest TD total since he scored 11 in 1996...finished with 73 carries on 18 attempts, a 4.1-yard average, despite aggravating an already sore left knee on his first TD run...also had one reception for nine yards...was the Steelers offensive workhorse at Tampa Bay (12/23)...compiled 66 yards on 26 carries...also had one reception for minus-two yards...was deactivated in regular-season finale versus Baltimore (12/29)...saw limited action in Wild Card game versus Cleveland (1/5)...finished with one carry for minus-two yards...played sparingly in the AFC Divisional game at Tennessee (1/11)...had just three carries for six yards.

2001: Was named to his fifth Pro Bowl...honored as the 2001 Walter Payton NFL Man of the Year for community service...was on pace for his best season until being sidelined by a groin injury...missed the final five games of the regular season due to the injury...eclipsed the 1,000-yard mark for the sixth straight season—eighth of his career—in Week 12 (during the Dec. 2 Minnesota game)...was named the AFC Offensive Player of the Month for October...rushed for 100 yards for the 47th time in his career (36th as a Steeler) at Buffalo (9/30)...finished with 114 yards on 22 carries, a 5.2-yard average...had a long of 30 yards...topped the 10,000-yard plateau early in the first half with a three-yard run versus Cincinnati (10/7)...began the game with a 48-yard run, the third-longest run of his career...finished with 153 yards on 23 carries, a 6.7-yard average...recorded his 48th career 100-yard game—37th as a Steeler...started slow but finished with another 100-yard performance at Kansas City (10/14), his third straight of the season and the 49th of his career—38th as a Steeler...had three big runs nullified by penalties that would have given him one of his highest rushing totals...finished with 112 yards on 19 carries (his fifth 100-yard game in his career versus K.C.)...contributed in all three phases of the offense—running, receiving and passing—at Tampa Bay (10/21)...rushed for 143 yards on 17 carries for an 8.4-yard average, his fourth straight 100-yard contest...also threw the second TD pass of his career (his first was a 21-yard pass to Hines Ward) Dec. 12, 1999 versus Baltimore...also had one reception for eight yards...passed Otis Anderson to 13th place on the NFL's all-time rushing list with a 46-yard TD run in the third quarter...had his string of 100-yard games end at four but was still effective versus Tennessee (10/29)...finished with 62 yards on 19 carries...scored two TDs...gained 91 yards on 23 carries for a solid 4.0-yard average versus Baltimore (11/4)...also caught one pass for eight yards...produced his second-highest rushing total as a Steeler—and the third-highest of his career—at Cleveland (11/11), finishing with 163 yards on 29 carries for an averaged of 5.6-yards a carry...compiled 48 yards in overtime...also had four runs of 15 or more yards including a long of 27 yards...recorded his fifth 100-yard game of the season—the 51st of his career and 40th as a Steeler...was held in check most of the day versus Jacksonville (11/18) but did manage to rip off a 40-yard burst in the final quarter to help seal the Steelers' victory...finished with 73 yards on 21 carries at Tennessee (11/25)...also had one reception for two

yards...had two runs of 15 or more yards (17 and 15)...surpassed 1,000 yards for the season on his first carry with a 12-yard burst versus Minnesota (12/2)...finished with 81 yards on 19 carries but missed most of the fourth quarter with a groin injury...also caught one pass for 16 yards...was deactivated for the final five regular-season games (Dec. 9-Jan. 6) because of his groin injury...missed the AFC Playoff game versus Baltimore (1/20) after suffering adverse reaction from pain medication administered to his injured groin...returned to the starting lineup in the AFC Championship game versus New England (1/27) but was mostly ineffective...gained eight yards on nine carries...scored one TD...also caught two passes for 23 yards, including a long of 12 yards. **2000:** Answered all his critics with his best season in two years...was selected as the team MVP and the recipient of the Pro Football Writers of America Pittsburgh Chapter's Chief Award recipient for cooperation with the media...finished with 1,341 yards, his highest rushing total in two seasons and the fourth-best season in Steelers history...scored a team-high eight TDs...missed most of the pre-season with a bruised knee...was held to just eight yards on nine carries in season-opener versus Baltimore (9/3)...compiled his first 100-yard game of the season—the 40th of his career and his 29th as a Steeler—at Cleveland (9/17)...finished with 133 yards on 24 carries for a 5.5-yard average...threw a costly interception to thwart a potential score when the Steelers recovered a fumble deep in Cleveland territory...also caught one pass for 11 yards...had a solid performance, rushing for 77 yards and a TD, versus Tennessee (9/24)...also caught three passes for 20 yards...averaged 4.1 yards a carry...powered his way to nearly another 100-yard performance at Jacksonville (10/1)...finished with 97 yards on 28 carries, including a long run of 20 yards...also rushed for two TDs...recorded his second 100-yard game of the season—the 41st of his career and 30th as a Steeler—at New York Jets (10/8)...finished with 107 yards on 25 carries...extended to four consecutive games his streak of scoring a TD...compiled his second consecutive 100-yard performance, giving him 42 for his career and 31 as a Steeler, versus Cincinnati (10/15)...finished with 101 yards on 29 carries for a 3.5-yard average...rushed for his third consecutive 100-yard game versus Cleveland (10/22)...finished with 105 yards on 33 carries...scored his sixth TD of the season...redeemed himself from the first game against the Ravens, finishing with a respectable 65 yards on 18 carries at Baltimore (10/29)...recorded his fifth 100-yard performance of the season—the 44th of his career and 33rd as a Steeler—versus Philadelphia...finished with a season-high 134 yards and one TD on 30 carries...moved into tie for 12th place (with Elbie Nickel) on the Steelers' all-time scoring list with 222 points...also had two receptions for four yards...ran well despite totaling only 57 yards on 12 carries versus Jacksonville (11/19)...had two runs of 15 or more yards (17 and 16 yards)...averaged 4.8 yards a carry...eclipsed the 1,000-yard barrier for the season in the third quarter at Cincinnati (11/26)...just missed his sixth 100-yard game of the season, finishing with 93 yards on 23 carries, a solid 4.0-yard average...registered his sixth 100-yard performance of the season, the 45th of his career and the 34th as a Steeler, versus Oakland (12/3)...had several nifty runs, including three rushes of 15 or more yards, the most in a game during the season...produced a season-long 30-yard run...also caught one pass for 13 yards...recorded his seventh 100-yard rushing performance of the season, the 46th of his career and the 35th as a Steeler, versus Washington (12/16)...finished with 104 yards on 25 carries for a 4.2-yard average...had a long of 23 yards. **1999:** Recorded his sixth 1,000-yard rushing season—and fourth as a Steeler...finished with 1,091 yards on 299 carries for a 3.6-yard average...scored a



team-high seven rushing TDs...missed all of the preseason due to a knee injury...was placed on the active non-football injury list prior to the start of training camp (7/30)...had arthroscopic surgery Aug. 3 on left knee to repair a slight tear to his lateral meniscus...was moved to the active roster (8/30)...returned to active duty in surprisingly grand fashion in the season-opener versus Cleveland (9/12)...had not taken a snap during the preseason but rushed for a game-high 89 yards on 18 carries, an impressive 14.9 yards a carry...rebounded from the previous week without any difficulty against Baltimore (9/19)...finished with 46 yards on 16 carries...moved into second place on the Steelers' all-time rushing list, passing John Henry Johnson (4,383)...led the team with 39 yards on 11 carries, including a long of 20 yards, his 11th-longest run as a Steeler versus Seattle (9/26)...compiled his second-highest rushing total of the early season, despite having a few big runs nullified because of penalties versus Jacksonville (10/3)...led the team with four receptions for 27 yards, including a long of 17...had his second-lowest rushing output of the season at Buffalo (10/10)...finished with 24 yards on 13 carries...did score his first TD of the season on a one-yard plunge that pulled the Steelers to within three points, 24-21, late in the game...had two receptions for 10 yards...recorded his first 100-yard game of the season at Cincinnati (10/17), finishing with 111 yards on 26 carries...also scored two TDs for the first time in a game during the season...rushed for 80 yards on 23 carries in Monday Night game versus Atlanta (10/25)...finished with 53 yards and two TDs on 18 carries at San Francisco 49ers (11/7)...produced his longest TD run of the season, a 22-yard burst in the fourth quarter...scored two touchdowns for the second time this season and the second time in three games...produced his second-highest rushing total to that point of the season against Cleveland (11/16) but fell one yard short of the 100-yard barrier...rushed for 99 yards on 26 carries, averaging 3.8 yards a carry...also caught one pass for seven yards...showed bursts of his big-play ability at Tennessee (11/21)...rushed for 88 yards on 14 carries for a season-high 6.3-yard average...had a season-long 35 yard run, the sixth longest run of his career...finished with 81 yards on 22 carries for a 3.7-yard average versus Cincinnati (11/28)...also caught one pass for six yards...was held to a season-low 23 yards on 12 carries at Jacksonville (12/2)...also had one reception for 14 yards...proved his versatility by running, catching and throwing in the game versus Baltimore (12/12)...threw his first career TD pass to Hines Ward, a 21-yarder, to give the Steelers the first score of the game...averaged 3.3 yards a carry at Kansas City (12/18)...finished with 63 yards on 19 carries, including a long of 13 yards...also caught one pass for nine yards...had his most productive game of the season versus Carolina (12/26)...rushed for his second 100-yard game of the season—his 28th as a Steeler and 39th for his career...finished with a 137 yards on 33 carries, both season highs, and a touchdown...also caught a pass for minus-three yards...rushed for 61 yards and one TD on 15 carries, despite suffering a deep thigh bruise against Tennessee (1/2)...averaged 4.1 yards a carry. **1998:** Finished with the lowest rushing totals of his Steelers career in 1998, despite recording his third consecutive 1,000-yard season...ran for 1,185 yards on 316 carries, a 3.8-yard average...also had three TDs (all rushing)...finished with 16 receptions for 90 yards...ranked seventh in the AFC and 12th overall in rushing...carried 23 times for 41 yards in the season-opener versus Baltimore (9/6)...produced a long run of nine yards...recorded his 32nd career 100-yard game and his 21st as a Steeler against Chicago (9/13)...finished with 131 yards on 21 carries and a touchdown, including a long run of 42 yards...averaged 6.2 yards a carry...had his second sub-100 yard game, rushing for 48 yards on 13 carries



versus Miami (9/20)...recorded his 33rd career 100-yard game—his 22nd as a Steeler—in the Seattle game (9/27)...rushed for 138 yards, third-best highest total as a Steeler at the time...averaged 4.9 yards a carry with a long of 23 yards...was well on his way to another 100-yard game before suffering a knee injury in the second quarter in the Cincinnati contest (10/11)...compiled 55 yards on 11 carries for a 5.0-yard average before his injury...was deactivated Sunday because of his knee injury versus Baltimore at home (10/18)...returned from his one-game absence with a stellar performance on Monday Night at Kansas City (10/26)...rushed for 119 yards on 33 carries—the 34th of his career and 23rd as a Steeler...also caught two passes for four yards...gained a season-low 26 yards on 11 carries versus Tennessee (11/1)...rambled to his fourth 100-yard game, the 35th of his career and the 24th as a Steeler in a Monday Night game versus Green Bay (11/9)...also registered his seventh consecutive 100-yard game on Monday Night Football...rushed for 100 yards on 34 carries...also had one reception for 26 yards...was held to 29 yards on 14 carries, his second-lowest total of the year, at Tennessee (11/15)...also had two receptions for 10 yards...finished with 77 yards on 26 carries versus Jacksonville (11/22)...also had one reception for 10 yards...was held to 67 yards on 26 carries, a 2.6-yard average on Thanksgiving Day at Detroit (11/26)...tipped a pass to Will Blackwell who raced untouched for a 15-yard TD...rushed for 48 yards on 12 carries, his fourth straight sub-100 yard rushing performance against New England (12/6)...finished with 63 yards on 17 carries for a 3.7-yard average versus Tampa Bay (12/13)...also had one reception for seven yards...recorded his first 100-yard performance since the Nov. 9 Green Bay contest against Cincinnati (12/20)...finished with 104 yards on 21 carries (5.0 yards a carry)...compiled his highest rushing totals of the season on Monday Night in the season-finale at Jacksonville (12/28), finishing with 139 yards on 26 carries...also caught a season-high four passes for 24 yards. **1997:** Named 1997 Steelers MVP for second consecutive year...became third running back in team history to earn the MVP award and first Steeler since Terry Bradshaw to win the award two years in a row...set a personal mark with 25 rushing attempts in the postseason against New England (1/3) in AFC Divisional round...had a career-high 105 yards in postseason against Denver (1/11) in the AFC Championship game...named to fourth Pro Bowl (second as a Steeler)...finished season with 1,665 yards rushing, just 26 yards shy of a team record for most yards in a single season, set by Barry Foster in 1992...ranked second in the AFC and third in the NFL with 1,665 yards rushing...reached 1,000 yards in just nine games to become fastest running back in Steelers history to eclipse the mark...became third player in NFL history to score two touchdowns in overtime in the same season, tying Michael Timpson (Philadelphia 1991, '93) and John Jefferson (San Diego 1978, '80)...rushed for season-high 164 yards against Indianapolis...named AFC Offensive Player of the Month for October...had career-best three rushing touchdowns in one game at Arizona (11/30/97) in which he also had 36 rushing attempts, the second-most attempts in a game in team history...finished season with 375 rushing attempts, the second most in one season in team history. **1996:** Earned Steelers MVP and NFL Alumni Running Back of the Year honors, named All-Pro by *College & Pro Football Weekly* and *USA Today*, named AFC All-Conference by *Football Digest*, *Football News*, and *United Press International*...was the AFC Offensive Player of the Month (November)...selected as a member of All (John) Madden Team...became first NFL back to surpass 1,000 yards in 1996 and finished with a then career-high 1,431 yards...completed the season with 1,553 total yards from scrimmage, 10 100-yard games, 1,431 rushing yards, 320 carries and 11 touchdowns, all of which were sec-



ond highest single-season marks in team history...had only nine carries in final two games due to an ankle injury, but still had third-best rushing total in NFL...became first running back to have three 100-yard games on Monday Night Football in single season...compiled five consecutive 100-yard games (Weeks 2-6), the most since Franco Harris had six in Weeks 7-12 in 1972...split time with Eric Pegrum through first three games...rushed for his first 100-yard game as a Steeler versus Baltimore (9/8), his first 100-yard game since a contest against Atlanta (10/2/94)...also scored first rushing TD since 12/17/94 at Washington...tied third-best game of career with 133 yards on 20 carries following week versus Buffalo (9/16) in first Monday night game of career...added two rushing TDs, including 43-yard score that also was the longest rush since his rookie season...his two TDs were also a career single-game high at the time...added 50-yard TD run versus Rams (11/3), at the time, the longest run by a Steeler since Barry Foster had a 69-yard rush at Green Bay (9/27/92) and the longest rushing TD since Foster's 54-yard rushing TD versus the New York Jets (9/13/92)...gained 102 yards and two TDs in first postseason appearance, but suffered ankle injury that limited him to 43 yards at New England (1/5/97). **1995:** Started 13 games and led Rams in rushing for third consecutive season with 637 yards...became fourth player in team history and first since Eric Dickerson (1983-86) to lead team for three consecutive seasons...missed first game of career with Game 7 ankle injury to break streak of 40 games played...received Rams' game ball after rushing for 83 yards on 20 carries versus New Orleans (9/10)...scored his first rushing TD of season at Carolina (9/17)...gained another 74 yards on 22 carries, including 60 in second half alone two weeks later versus Chicago (9/24)...had game-high 19 carries for 88 yards versus Atlanta (10/12)...left game in third quarter with sprained left foot at Philadelphia (10/29)...missed following game on inactive list at New Orleans (11/5), the first game he missed during career...returned as starter one week later and responded with season-high 91 yards on 21 carries and one TD versus Carolina (11/12)...scored the first TD in the St. Louis Trans World Dome with a one-yard run...produced season-long—and second longest of his career—run of 41 yards...also had a season-high three receptions at Atlanta (11/19)...saw limited action at Buffalo, rushing only once for three yards in second quarter for lowest output of career...scored third TD of season on fourth-down play at Washington (12/17)...had season-high 25 yards receiving, including long of 19 yards versus Miami (12/24)...reported late to training camp in contract dispute (8/4). **1994:** Registered second consecutive 1,000-yard rushing season by collecting 1,025 yards on 319 carries, finishing fourth in NFC and ninth in NFL...named to NFC Pro Bowl squad for second consecutive year; first Rams running back since Eric Dickerson (1985-96) to earn honor in first two NFL seasons and first Rams player to earn back-to-back honors since tackle Jackie Slater (1988-89)...was one of four offensive players to start every game...was club's first back-to-back 1,000-yard rusher since Greg Bell's 1,212 in 1988 and 1,137 in 1989...was fifth on club in receptions with 31 for career-best 293 yards...finished fifth in the NFC in total yardage with 1,318 yards...gained season-high 132 yards on 35 carries in Rams' 16-0 win at Kansas City (9/25), fourth best effort of career...recorded four straight 100-yard rushing games in Weeks 2 through 5 (9/11-10/2), matching a personal mark set in 1993...was two shy of club record six which Eric Dickerson set in 1984...eclipsed 2,000-yard rushing barrier for career after gaining 65 yards on 22 carries versus Green Bay (10/9)...had season and career-high 34-yard reception in 17-10 win over N.Y. Giants (10/16)...recorded career-high six receptions for 21 yards in Rams' 27-21 victory in Week 10 over Denver (11/6)...scored first two-point conver-

sion in club history in fourth quarter at San Francisco (11/20) and ended with two for the season...caught first career TD pass on three-yard reception in Week 14 versus New Orleans (12/4). **1993:** Received several postseason honors including Associated Press, *Pro Football Weekly*, *The Sporting News*, and Pro Football Writers Association Rookie of Year honors...shared 1993 NFL Rookie of Year award with former Notre Dame teammate and Seattle QB Rick Mirer...finished rookie season with seventh-best rookie rushing total in league history and fourth-highest single-season rushing total in Rams history...also was recipient of Carroll Rosenbloom and Dan Reeves award given to Rams' Most Valuable Player and Rookie of the Year...finished second in NFL in rushing yards (57 yards behind Dallas' Emmitt Smith for rushing title) and third in league in total yards from scrimmage (behind Buffalo's Thurman Thomas and Smith)...became first Rams rookie to rush for more than 1,000 yards since Eric Dickerson ran for 1,808 in 1983...was first Rams rookie to make Pro Bowl since 1985 (P Dale Hatcher) and first running back since 1987 (Charles White)...joined defensive tackle Sean Gilbert to become first Ram to make Pro Bowl since 1990...recorded seven 100-yard games (most by Rams running back since Charles White had seven in 1987), tying Emmitt Smith and Thurman Thomas for league high...registered first 100-yard game of career versus New Orleans (10/3) with 102 yards...became eighth rookie back in NFL history to run for 200 yards in single game with career-high 212-yard performance against Saints (12/12)...was first rookie to accomplish feat since Bo Jackson ran for 221 yards against Seattle in 1987...set Rams' record for most attempts rushing in a single game with 39 carries for 146 yards in season finale against Chicago (1/2/94)...became only second back in 22 games to rush for more than 100 yards against a Dave Wannstedt-coached defense...had five catches for career-high 71 yards against Bears (1/2/94)...registered career-high 217 yards from scrimmage against Chicago (146 rushing, 71 receiving)...was 10th selection in the 1993 NFL Draft.

COLLEGE: Finished college career at Notre Dame with 337 carries for 1,912 yards (5.7 avg.), 27 TDs and 32 receptions for 429 yards (13.4 avg.)...closed college career with 75 yards on 20 carries and two TDs versus Texas A&M in Cotton Bowl.

PERSONAL: Single...played linebacker and running back for McKenzie High...rated top player in state by *Detroit Free Press* and was Gatorade Circle of Champions Michigan Player of Year as senior...was subject of 80 football cards in 1993, the most of any rookie in NFL history...is an avid bowler...has lifetime average of better than 200...was introduced to sports by parents to keep him off the streets...splits off-season home between Detroit, Los Angeles and Pittsburgh...Full name: Jerome Abram Bettis.

Bettis' Career Single-Game Highs

Regular Season

Yards Rushing- 212 (12/12/93 at New Orleans)
Rushing Attempts- 39 (1/2/94 vs. Chicago)
Longest Run- 71t (12/12/93 at New Orleans)
TDs Rushing- 3 (11/30/97 at Arizona)
100-yard Games- 54 (43 as a Steeler)
Receptions- 6 (11/6/94 vs. Denver)
Yards Receiving- 71 (1/2/94 vs. Chicago)
Longest Reception- 34 (10/16/94 vs. N.Y. Giants)

Postseason

Yards Rushing- 105 (1/11/98 vs. Denver)
Rushing Attempts- 25 (1/3/98 vs. N. England, 12/29/96 vs. Indianapolis)
Longest Run- 18 (12/29/96 vs. Indianapolis)
TDs Rushing- 2 (12/29/96 vs. Indianapolis)
100-yard Games- 1 (1/11/98 vs. Denver)
Receptions- 2 (1/5/97 vs. New England)
Yards Receiving- 7 (1/3/98 vs. New England)
Longest Reception- 7 (1/3/98 vs. New England)



BETTIS' GAME-BY-GAME STATISTICS

RUSHING

RECEIVING

2003

Date	Opponent	Rush	Yds.	Avg.	Lg.	TD	Rec.	Yds.	Avg.	Lg.	TD
9/7	BALTIMORE	4	14	3.5	11	0	0	0	0.0	—	0
9/14	at Kansas City	4	7	1.8	4	0	0	0	0.0	—	0
9/21	at Cincinnati	16	59	3.7	8	1	0	0	0.0	—	0
9/28	TENNESSEE	3	6	2.0	3	0	0	0	0.0	—	0
10/5	CLEVELAND	3	8	2.7	4	1	0	0	0.0	—	0
10/12	at Denver	14	34	2.4	7	1	1	7	7.0	7	0
10/26	ST. LOUIS	12	42	3.5	8	0	0	0	0.0	—	0
11/2	at Seattle	17	50	2.9	12	0	0	0	0.0	—	0
11/9	ARIZONA	18	54	3.0	16	0	1	8	8.0	8	0
11/17	at San Francisco	13	39	3.0	14	1	2	15	7.5	11	0
11/23	at Cleveland	24	93	3.9	21	0	1	9	9.0	9	0
11/30	CINCINNATI	20	62	3.1	9	1	1	5	5.0	5	0
12/7	OAKLAND	27	106	3.9	12	1	3	19	6.3	9	0
12/14	at N.Y. Jets	16	68	4.3	10	0	3	7	2.3	8	0
12/21	SAN DIEGO	32	115	3.6	20	1	1	16	16.0	16	0
12/28	at Baltimore	23	54	2.3	8	0	0	0	0.0	—	0
SEASON TOTALS		246	811	3.3	21	7	13	86	6.6	16	0

2002

Date	Opponent	Rush	Yds.	Avg.	Lg.	TD	Rec.	Yds.	Avg.	Lg.	TD
9/9	at New England	8	35	4.4	16	0	0	0	0.0	—	0
9/15	OAKLAND	10	41	4.1	8	0	1	5	5.0	5	0
9/29	CLEVELAND	14	24	1.7	5	0	0	0	0.0	—	0
10/6	at New Orleans	19	84	4.4	13	1	0	0	0.0	—	0
10/13	at Cincinnati	21	109	5.2	41t	2	0	0	0.0	—	0
10/21	INDIANAPOLIS	11	33	3.0	7	2	1	7	7.0	7	0
10/27	at Baltimore	INACTIVE									
11/3	at Cleveland	INACTIVE									
11/10	ATLANTA	0	0	0.0	—	0	0	0	0.0	—	0
11/17	at Tennessee	4	6	1.5	2	0	0	0	0.0	—	0
11/24	CINCINNATI	22	79	3.6	24t	2	2	27	13.5	15	0
12/1	at Jacksonville	20	86	4.3	13	0	1	11	11.0	11	0
12/8	HOUSTON	14	30	2.1	8	0	0	0	0.0	—	0
12/15	CAROLINA	18	73	4.1	9t	2	1	9	9.0	9	0
12/23	at Tampa Bay	26	66	2.5	5	0	1	-2	-2.0	-2	0
12/29	BALTIMORE	INACTIVE									
SEASON TOTALS		187	666	3.6	41t	9	7	57	8.1	15	0
POSTSEASON											
1/5	CLEVELAND	1	-2	-2.0	-2	0	0	0	0.0	—	0
1/11	at Tennessee	3	6	2.0	4	0	0	0	0.0	—	0
POSTSEASON TOTALS		4	4	1.0	4	0	0	0	0.0	—	0

BETTIS' GAME-BY-GAME STATISTICS (cont.)

		RUSHING					RECEIVING				
2001											
Date	Opponent	Rush	Yds.	Avg.	Lg.	TD	Rec.	Yds.	Avg.	Lg.	TD
9/6	at Jacksonville	12	28	2.3	6	0	1	2	2.0	2	0
9/30	at Buffalo	22	114	5.2	30	0	0	0	0.0	—	0
10/7	CINCINNATI	23	153	6.7	48	0	1	7	7.0	7	0
10/14	at Kansas City	19	112	5.9	30	0	1	5	5.0	5	0
10/21	at Tampa Bay	17	143	8.4	48t	1	1	8	8.0	8	0
10/29	TENNESSEE	19	62	3.3	12	2	0	0	0.0	—	0
11/4	BALTIMORE	23	91	4.0	25	0	1	8	8.0	8	0
11/11	at Cleveland	29	163	5.6	27	0	1	0	0.0	—	0
11/18	JACKSONVILLE	21	52	2.5	40	0	0	0	0.0	—	0
11/25	at Tennessee	21	73	3.5	17	0	1	2	2.0	2	0
12/2	MINNESOTA	19	81	4.3	22	1	1	16	16.0	16	0
12/9	N.Y. JETS										
12/16	at Baltimore										
12/23	DETROIT										
12/30	at Cincinnati										
1/6	CLEVELAND										
SEASON TOTALS		225	1,072	4.8	48	4	8	48	6.0	16	0
POSTSEASON											
1/20	BALTIMORE					DNP					
1/27	NEW ENGLAND	9	8	0.9	1	4	2	23	11.5	12	0
POSTSEASON TOTALS		9	8	0.9	1	4	2	23	11.5	12	0

2000											
<u>Date</u>	<u>Opponent</u>	<u>Rush</u>	<u>Yds.</u>	<u>Avg.</u>	<u>Lg.</u>	<u>TD</u>	<u>Rec.</u>	<u>Yds.</u>	<u>Avg.</u>	<u>Lg.</u>	<u>TD</u>
9/3	BALTIMORE	9	8	0.9	4	0	1	7	7.0	7	0
9/17	at Cleveland	24	133	5.5	15	1	0	0	0.0	—	0
9/24	TENNESSEE	19	77	4.1	23	1	3	20	6.7	11	0
10/1	at Jacksonville	28	97	3.5	20	2	0	0	0.0	—	0
10/8	at N.Y. Jets	25	107	4.3	12t	1	0	0	0.0	—	0
10/15	CINCINNATI	29	101	3.5	13	0	0	0	0.0	—	0
10/22	CLEVELAND	33	105	3.2	9	1	0	0	0.0	—	0
10/29	at Baltimore	18	65	3.6	14	0	0	0	0.0	—	0
11/5	at Tennessee	13	42	3.2	7	0	1	12	12.0	12	0
11/12	PHILADELPHIA	30	134	4.7	19	1	2	4	2.0	8	0
11/19	JACKSONVILLE	12	57	4.8	17	0	0	0	0.0	—	0
11/26	at Cincinnati	23	93	4.0	13	1	1	-1	-1.0	-1	0
12/3	OAKLAND	24	128	5.3	30	0	1	13	13.0	13	0
12/10	at N.Y. Giants	17	39	2.3	8	0	1	7	7.0	7	0
12/16	WASHINGTON	25	104	4.2	23	0	1	25	25.0	25	0
12/24	at San Diego	26	51	2.0	9	0	2	10	5.0	7	0
SEASON TOTALS		355	1,341	3.8	30	8	13	97	7.5	25	0

1999											
<u>Date</u>	<u>Opponent</u>	<u>Rush</u>	<u>Yds.</u>	<u>Avg.</u>	<u>Lg.</u>	<u>TD</u>	<u>Rec.</u>	<u>Yds.</u>	<u>Avg.</u>	<u>Lg.</u>	<u>TD</u>
9/12	at Cleveland	18	89	4.9	14	0	1	2	2.0	2	0
9/19	at Baltimore	16	46	2.9	10	0	0	0	0.0	—	0
9/26	SEATTLE	11	39	3.5	20	0	2	9	4.5	6	0
10/3	JACKSONVILLE	20	58	2.9	11	0	4	27	6.8	17	0

PITTSBURGH STEELERS

10/10	at Buffalo	13	24	1.8	5	1	2	10	5.0	7	0
10/17	at Cincinnati	26	111	4.3	23	2	1	4	4.0	4	0
10/25	ATLANTA	23	80	3.5	14	0	2	14	7.0	9	0
11/7	at San Francisco	18	53	2.9	22t	2	0	0	0.0	0	0
11/14	CLEVELAND	26	99	3.8	8	0	1	7	7.0	7	0
11/21	at Tennessee	14	88	6.3	35	0	0	0	0.0	—	0
11/28	CINCINNATI	22	81	3.7	13	0	1	6	6.0	6	0
12/2	at Jacksonville	12	23	1.9	9	0	1	14	14.0	14	0
12/12	BALTIMORE	13	39	3.0	7	0	4	11	2.8	6	0
12/18	at Kansas City	19	63	3.3	13	0	1	9	9.0	9	0
12/26	CAROLINA	33	137	4.2	13	1	1	-3	-3.0	-3	0
1/2	TENNESSEE	15	61	4.1	26	1	0	0	0.0	—	0
SEASON TOTALS		299	1,091	3.6	35	7	21	110	5.2	17	0

1998

Date	Opponent	Rush	Yds.	Avg.	Lg.	TD	Rec.	Yds.	Avg.	Lg.	TD
9/6	at Baltimore	23	41	1.8	9	0	1	5	5.0	5	0
9/13	CHICAGO	21	131	6.2	42	1	0	0	0.0	0	0
9/20	at Miami	13	48	3.7	13	0	1	2	2.0	2	0
9/27	SEATTLE	28	138	4.9	23	0	2	-4	-2.0	4	0
10/11	at Cincinnati	11	55	5.0	13	1	0	0	0.0	0	0
10/18	BALTIMORE	INACTIVE/INJURED									
10/26	at Kansas City	33	119	3.6	13	0	2	4	2.0	3	0
11/1	TENNESSEE	11	26	2.4	10	0	1	6	6.0	6	0
11/9	GREEN BAY	34	100	2.9	12	0	1	26	26.0	26	0
11/15	at Tennessee	14	29	2.1	5	0	2	10	5.0	6	0
11/22	JACKSONVILLE	26	77	3.0	9	0	1	10	10.0	10	0
11/26	at Detroit	26	67	2.6	12	0	0	0	0.0	0	0
12/6	N. ENGLAND	12	48	4.0	14	0	0	0	0.0	0	0
12/13	at Tampa Bay	17	63	3.7	9	0	1	7	7.0	7	0
12/20	CINCINNATI	21	104	5.0	19	1	0	0	0.0	0	0
12/28	at Jacksonville	26	139	5.3	25	0	4	24	6.0	8	0
SEASON TOTALS		316	1,185	3.8	42	3	16	90	5.6	26	0

1997

Date	Opponent	Att.	Yds.	Avg.	Lg.	TD	No.	Yds.	Avg.	Lg.	TD
8/31	DALLAS	15	63	4.2	9	0	0	0	0.0	—	0
9/13	WASHINGTON	27	134	4.9	19	1	1	9	9.0	9	0
9/22	at Jacksonville	21	114	5.4	19	0	0	0	0.0	—	0
9/28	TENNESSEE	18	74	4.1	18	0	1	39	39.0	39	0
10/5	at Baltimore	28	137	4.9	19	0	0	0	0.0	—	0
10/12	INDIANAPOLIS	30	164	5.5	34	1	1	14	14.0	14	0
10/19	at Cincinnati	34	135	4.0	13	1	0	0	0.0	—	0
10/26	JACKSONVILLE	28	99	3.5	19	0	3	35	11.7	17t	1
11/3	at Kansas City	17	103	6.1	30	0	2	7	3.5	7	0
11/9	BALTIMORE	24	114	4.8	33	1	0	0	0.0	—	0
11/16	CINCINNATI	25	101	4.0	15	0	1	-5	—	—	0
11/23	at Philadelphia	20	80	4.0	12	0	1	19	19.0	19t	1
11/30	at Arizona	36	142	3.9	14	3	2	19	9.5	14	0
12/7	DENVER	24	125	5.2	24	0	0	0	0.0	—	0
12/13	at New England	28	80	2.9	16	0	4	12	3.0	8	0
12/21	at Tennessee	INACTIVE									
SEASON TOTALS		375	1,665	4.4	34	7	15	110	7.3	19t	2

POSTSEASON

1/3	NEW ENGLAND	25	67	2.7	14	0	1	7	7.0	7	0
1/11	DENVER	23	105	4.6	16	1	1	3	3.0	3	0
POSTSEASON TOTALS		48	172	3.6	16	1	2	10	5.0	7	0

RUSHING

RECEIVING

1996

Date	Opponent	Att.	Yds.	Avg.	Lg.	TD	No.	Yds.	Avg.	Lg.	TD
9/1	at Jacksonville	14	57	4.1	10	0	2	14	7.0	14	0
9/8	BALTIMORE	21	116	5.5	23	1	1	6	6.0	6	0
9/16	BUFFALO	20	133	6.7	43 t	2	3	32	10.7	12	0
9/29	HOUSTON	29	115	4.0	15	0	1	-6	-	-6	0
10/7	at Kansas City	27	103	3.8	15	1	5	40	8.0	16	0
10/13	CINCINNATI	28	109	3.9	15	0	0	0	0.0	-	0
10/20	at Houston	18	65	3.6	12	0	2	2	1.0	6	0
10/27	at Atlanta	26	126	4.8	24	1	2	2	1.0	7	0
11/3	ST. LOUIS	19	129	6.8	50 t	2	0	0	0.0	-	0
11/10	at Cincinnati	21	111	5.3	27	2	0	0	0.0	-	0
11/17	JACKSONVILLE	21	53	2.5	15	1	1	1	1.0	1	0
11/25	at Miami	27	119	4.4	14	0	2	28	16.0	15	0
12/1	at Baltimore	24	105	4.4	21	0	0	0	0.0	-	0
12/8	SAN DIEGO	16	71	4.4	11	0	2	6	3.0	10	0
12/15	SAN FRANCISCO	6	9	1.5	4	1	0	0	0.0	-	0
12/22	at Carolina	3	10	3.3	9	0	1	-3	-	-3	0
SEASON TOTALS		320	1,431	4.5	50 t	11	22	122	5.5	16	0

POSTSEASON

12/29	INDIANAPOLIS	25	102	4.1	18	2	1	4	4.0	4	0
1/5	at New England	13	43	3.3	11	0	2	-1	-	2	0
POSTSEASON TOTALS		38	145	3.8	18	2	3	3	1.0	4	0

1995

Date	Opponent	No.	Yds.	Avg.	Lg.	TD	No.	Yds.	Avg.	Lg.	TD
9/3	at Green Bay	7	4	0.6	2	0	0	0	0.0	—	0
9/10	NEW ORLEANS	20	83	4.2	16	0	0	0	0.0	—	0
9/17	at Carolina	19	67	3.5	13	1	2	1	0.5	4	0
9/24	CHICAGO	22	74	3.4	14	0	1	12	12.0	12	0
10/1	at Indianapolis	11	31	2.8	9	0	2	10	5.0	8	0
10/12	ATLANTA	19	88	4.6	16	0	1	10	10.0	10	0
10/22	SAN FRANCISCO	11	34	3.1	11	0	2	7	3.5	6	0
10/29	at Philadelphia	10	27	2.7	9	0	1	3	3.0	3	0
11/5	at New Orleans	INACTIVE									
11/12	CAROLINA	26	91	3.5	9	1	1	11	11.0	11	0
11/19	at Atlanta	9	61	6.8	41	0	3	14	4.7	7	0
11/26	at San Francisco	6	20	3.3	15	0	2	7	3.5	4	0
12/3	at NY Jets	8	12	1.5	5	0	0	0	0.0	—	0
12/10	BUFFALO	1	3	3.0	3	0	0	0	0.0	0	0
12/17	WASHINGTON	8	21	2.6	6	1	1	6	6.0	6	0
12/24	MIAMI	6	21	3.5	11	0	2	25	12.5	19	0
SEASON TOTALS		183	637	3.5	41	3	18	106	5.9	19	0

1994

Date	Opponent	No.	Yds.	Avg.	Lg.	TD	No.	Yds.	Avg.	Lg.	TD
9/4	Arizona	21	52	2.5	13	1	0	0	0.0	—	0
9/11	at Atlanta	24	102	4.3	14	0	2	22	11.0	11	0
9/18	San Francisco	21	104	5.0	19	1	0	0	0.0	—	0
9/25	at Kansas City	35	132	3.8	14	0	2	24	12.0	18	0
10/2	Atlanta	29	117	4.0	11	0	1	6	6.0	6	0
10/9	at Green Bay	22	65	3.0	10	0	1	10	10.0	10	0
10/16	N.Y. Giants	30	88	2.9	9	0	3	62	20.7	34	0
10/23	at New Orleans	18	63	3.5	18	0	1	9	9.0	9	0
11/16	Denver	33	91	2.8	9	1	6	21	3.5	9	0
11/13	L.A. Raiders	10	13	1.3	7	0	2	26	13.0	19	0



11/20 at San Francisco	15	29	1.9	5*	0	3	43	14.3	20	0
11/27 at San Diego	10	38	3.8	12	0	1	3	3.0	3	0
12/4 New Orleans	15	53	3.5	12*	0	3	13	4.3	6	1
12/11 at Tampa Bay	13	23	1.8	9	0	2	16	8.0	12	0
12/18 at Chicago	8	7	0.9	4	0	1	12	12.0	12	0
12/24 Washington	15	48	3.2	11	0	3	26	8.7	11	0
SEASON TOTALS	319	1,025	3.2	19	3	21	293	9.5	34	1

1993

Date	Opponent	No.	Yds.	Avg.	Lg.	TD	No.	Yds.	Avg.	Lg.	TD
9/5	at Green Bay	5	24	4.8	7	0	1	6	6.0	6	0
9/12	Pittsburgh	16	76	4.8	29 t	1	1	-4	-4.0	0	0
9/19	at N.Y. Giants	9	33	3.7	8	0	1	1	1.0	1	0
9/26	at Houston	11	25	2.3	5	1	1	11	11.0	11	0
10/3	New Orleans	22	102	4.6	18	0	0	0	0.0	0	0
10/14	at Atlanta	19	85	4.5	20	1	3	53	17.7	27	0
10/24	Detroit	23	113	4.9	16	0	0	0	0.0	0	0
10/31	at San Francisco	21	72	3.4	11	1	1	8	8.0	8	0
11/14	Atlanta	11	27	2.5	4	0	2	10	5.0	5	0
11/21	Washington	16	86	5.4	16	0	4	44	11.0	19	0
11/28	San Francisco	18	133	7.4	41	0	2	17	8.5	17	0
12/5	at Phoenix	16	115	7.2	21	0	1	4	4.0	4	0
12/12	New Orleans	28	212	7.6	71 t	1	0	0	0.0	0	0
12/19	at Cincinnati	24	124	5.2	19	0	2	11	5.5	9	0
12/26	Cleveland	16	56	3.5	17	1	2	12	6.0	9	0
1/2/95	Chicago	39	146	3.7	14	1	5	71	14.0	28	0
SEASON TOTALS		294	1,429	4.9	71 t	7	26	244	9.4	28	0

BETTIS' CAREER STATISTICS**Regular Season**

RUSHING						RECEIVING					
	No.	Yds.	Avg.	Lg.	TD		No.	Yds.	Avg.	Lg.	TD
1993 L.A.Rams (NFC)	294*	1,429*	4.9	71 t	7	1993 L.A.Rams (NFC)	26	44	9.4	28	0
1994 L.A.Rams (NFC)	319*	1,025*	3.2	19	3	1994 L.A.Rams (NFC)	31	293	9.5	34	1
1995 St.L.Rams (NFC)	183*	637*	3.5	41	3	1995 St.L. Rams (NFC)	18	106	5.9	19	0
1996 Pittsburgh (AFC)	320*	1,431*	4.5	50 t	11	1996 Pittsburgh (AFC)	22	122	5.5	16	0
1997 Pittsburgh (AFC)	375*	1,665*	4.4	34	7	1997 Pittsburgh (AFC)	15	110	7.3	19 t	2
1998 Pittsburgh (AFC)	316*	1,185*	3.8	42	3	1998 Pittsburgh (AFC)	16	90	5.6	26	0
1999 Pittsburgh (AFC)	299*	1,091*	3.6	35	7	1999 Pittsburgh (AFC)	21	110	5.2	17	0
2000 Pittsburgh (AFC)	355*	1,341*	3.8	30	8	2000 Pittsburgh (AFC)	13	97	7.8	13	0
2001 Pittsburgh (AFC)	225	1,072*	4.8	48	4	2001 Pittsburgh (AFC)	8	48	6.0	16	0
2002 Pittsburgh (AFC)	187	666	3.6	41 t	9*	2002 Pittsburgh (AFC)	7	57	8.1	15	0
2003 Pittsburgh (AFC)	246*	811*	3.3	21	7*	2003 Pittsburgh (AFC)	13	86	6.6	16	0
NFL Totals (11 years)	3,119	12,353	4.0	71 t	69	NFL Totals (11 years)	191	1,363	7.1	34	3
Steelers Totals (8 years)	2,331	9,262	4.0	50 t	56	Steelers Totals (8 years)	115	715	6.2	26	2

Postseason

RUSHING						RECEIVING					
	No.	Yds.	Avg.	Lg.	TD		No.	Yds.	Avg.	Lg.	TD
1996 Pittsburgh (AFC)	38	145	3.8	18	2	1996 Pittsburgh (AFC)	3	3	1.0	4	0
1997 Pittsburgh (AFC)	48	172	3.6	16	1	1997 Pittsburgh (AFC)	2	10	5.0	7	0
2001 Pittsburgh (AFC)	9	8	0.9	4	1	2001 Pittsburgh (AFC)	2	23	11.5	12	0
2002 Pittsburgh (AFC)	4	4	1.0	4	0	2002 Pittsburgh (AFC)	0	0	0.0	=	0
NFL Totals (4 years)	99	329	3.3	18	4	NFL Totals (4 years)	7	36	5.1	12	0

*Team Leader

STEELERS 1,000-YARD RUSHERS BY YARDS GAINED

Name	Year	Att.	Yards	Name	Year	Att.	Yards
1. Barry Foster	1992	390	1,690	9. John Henry Johnson	1962	251	1,141
2. Jerome Bettis	1997	375	1,665	10. Franco Harris	1976	289	1,128
3. Jerome Bettis	1996	320	1,431	11. Jerome Bettis	1999	299	1,091
4. Jerome Bettis	2000	355	1,341	12. Jerome Bettis	2001	225	1,072
5. Franco Harris	1975	262	1,246	14. Franco Harris	1978	310	1,082
6. Franco Harris	1979	261	1,186	15. Franco Harris	1972	188	1,055
7. Jerome Bettis	1998	316	1,185	16. John Henry Johnson	1964	235	1,048
8. Franco Harris	1977	300	1,162	17. Rocky Bleier	1976	220	1,036
9. John Henry Johnson	1962	251	1,141	18. Franco Harris	1983	279	1,007

TOP 10 NFL CAREER RUSHING LEADERS

Player	Exp.	Att.	Yds.	Avg.	Lg.	TD
1. Emmitt Smith	14	4,142	17,418	4.2	75	155
2. Walter Payton	13	3,838	16,726	4.4	76	110
3. Barry Sanders	10	3,062	15,269	5.0	85	99
4. Eric Dickerson	11	2,996	13,259	4.4	85	90
5. Tony Dorsett	12	2,936	12,739	4.3	99	77
6. Jerome Bettis	11	3,119	12,353	4.0	71t	69
7. Jim Brown	9	2,359	12,312	5.2	80	106

NFL ACTIVE CAREER RUSHING LEADERS

Name	Years	Att.	Yards	TDs	Name	Years	Att.	Yards	TDs
1. Emmitt Smith, Ariz.	14	4,142	17,418	155	6. Corey Dillon, Cin.	7	1,865	8,061	42
2. Jerome Bettis, Pit.	11	3,119	12,353	69	7. Garrison Hearst, S.F.	11	1,811	7,885	29
3. Curtis Martin, N.Y.J.	9	2,927	11,669	73	8. Stephen Davis, Car.	8	1,683	7,160	53
4. Marshall Faulk, St.L.	10	2,576	11,213	97	9. Charlie Garner, Oak.	10	1,507	6,986	39
5. Eddie George, Ten.	8	2,733	10,009	64	10. Priest Holmes, K.C.	7	1,419	6,692	66

Jerome Bettis All-Time vs. The NFL

Team	G	Att.	Yds.	Avg./Game	TD	Team	G	Att.	Yds.	Avg./Game	TD
Arizona	4	91	363	22.8/90.8	4	Miami	3	38	188	12.6/62.6	0
Atlanta	9	160	686	17.7/76.2	2	New England#	6	95	281	15.8/46.8	1
Baltimore	13	226	830	17.4/63.8	2	New Orleans	6	122	594	20.3/99.0	2
Buffalo	4	56	274	14/68.5	3	N.Y. Giants	3	56	160	18.6/53.3	0
Carolina	5	103	378	20.6/75.6	3	N.Y. Jets	3	49	187	16.3/62.3	0
Chicago	4	90	358	22.5/89.5	2	Oakland	4	47	288	11.8/72.0	1
Cincinnati	16	366	1,587	22.9/99.2	14	Philadelphia	3	60	241	20.0/80.3	1
Cleveland#	10	173	728	17.3/72.8	4	Pittsburgh	1	16	76	16.0/76.0	1
Dallas	1	15	63	15.0/63.0	0	St. Louis	2	31	171	15.5/85.5	2
Denver#	4	94	355	23.5/88.0	3	San Diego	4	84	275	21.0/68.8	1
Detroit	2	49	180	24.5/90.0	0	San Francisco	9	129	493	14.3/54.8	6
Green Bay	4	68	193	17.0/48.3	0	Seattle	3	56	227	18.7/75.7	0
Houston	1	14	30	14.0/30.0	0	Tampa Bay	4	73	295	18.3/73.8	1
Indianapolis#	4	77	330	19.3/82.5	5	Tennessee#	15	212	750	14.1/50.0	4
Jacksonville	13	261	940	20.0/72.3	3	Washington	5	91	393	18.2/78.6	2
Kansas City	7	154	639	22.0/91.3	1						

- Includes Playoffs



72 BARRETT BROOKS

TACKLE



HEIGHT — 6-4

WEIGHT — 325

COLLEGE — Kansas State

BIRTHDATE — May 5, 1972

BIRTHPLACE — Florissant, MO

HOW ACQUIRED — FA-'03 (Oct. 22, 2003)

NFL EXPERIENCE — 10th year

GAMES PLAYED-STARTED/POSTSEASON — '95 (16-16/2-2), '96 (16-15/1-1), '97 (16-14), '98 (16-1), '99 (16-12/1-1), '00 (16-4), '01 (0-0), '02 (2-0), '03 (0-0/0-0)

CAREER TOTALS: 97-62 (4-4)

PRO: Was signed to the Steelers October 22, 2003 to help solidify an injury-riddled offensive line...was active for only one game in 2003...has appeared in 97 games during his career, starting in 62 contests...played two games with the Green Bay Packers in 2002 after being released during training camp by the Denver Broncos...participated in the New York Giants 2003 training camp before being released during the final cuts...was originally a second-round draft choice of the Philadelphia Eagles in 1995...played with the Eagles from 1995-98, playing in 64 games (46 starts)...also played for the Detroit Lions (1999-2000) and spent the 2001 training camp with the Cleveland Browns before being released. **2003:** Dressed for the first time since being acquired at Cleveland (11/23).


COLLEGE: Was a three-year starter at left tackle at Kansas State (1992-1994)...earned first-team All-Big 8 honors as a senior...his club led the Big 8 in the passing offense in 1994.

PERSONAL: Married (Sonji)...has five children, Chyna Brooks (8/17/02), Izreal Brooks (8/13/97), Asia Johnson (4/7/92), Jasmine Johnson (2/26/91) and Romel Brooks (9/5/91)...a native of St. Louis, Mo...was an honorable mention all-state selection at McCluer High School in Flourissant, Mo...also lettered in basketball...born May 5, 1972 in St. Louis.



46 DANTE BROWN

RUNNING BACK

**HEIGHT**—6-1**WEIGHT**—215**COLLEGE**—Memphis**BIRTHDATE**—July 28, 1980**BIRTHPLACE**—Cincinnati, Ohio**HOW ACQUIRED**—FA-'03**NFL EXPERIENCE**—2nd Year**GAMES PLAYED-STARTER/POSTSEASON**-'03 (2-0/0-0)**CAREER TOTALS:** 2-0 (0-0)

PRO: Had an impressive preseason prior to the 2003 campaign, leading the team in rushing with 106 yards and two TDs on 24 carries...was signed to the Steelers' practice squad Sept. 1 and then promoted to the active roster Sept. 15...was active for only two games...dressed for his first pro game but did not play at Cincinnati (9/21)...was active for the first time in 11 weeks but did not play at N.Y. Jets (12/14).

COLLEGE: Started at tailback in 2001 and 2002...led the team in rushing as a junior and was second during his senior season...finished his career with 1,464 yards rushing which ranks 12th on the school's all-time career list...is ranked 12th in career scoring with 116 points...played in all 12 games and rushed for 562 yards and six touchdowns during the 2002 season...rushed for 902 yards in 2001 which ranks as the fourth highest single-season total in Memphis football history...had 11 rushing touchdowns, the most by a Tiger back since 1963 and the second-most ever by a Memphis back...rushed for 148 yards and scored a school-record four rushing touchdowns in a road win versus Houston...became the first Memphis offensive player to ever be named the league's offensive player of the week...lettered as a tailback for two years (1999-00) at Middle Georgia College...originally signed with Clemson out of high school but attended junior college...majored in criminal justice.

PERSONAL: Was a first team *USA Today* All-American at Swainsboro (Ga.) High School...rushed for 1,842 yards and 14 touchdowns as a senior...rushed for over 1,300 yards and scored 10 touchdowns as a junior in high school...ran track in high school and has posted a time of 10.9 in the 100 meters...is the son of Mary Brown...lives in Swainsboro, Georgia...Full name: Dante Brown.

BROWN'S CAREER STATISTICS

RUSHING

	No.	Yds.	Avg.	LG	TD
2003 Pittsburgh (AFC)	0	0	0.0	—	0
NFL Totals (1 year)	0	0	0.0	—	0


RECEIVING

	No.	Yds.	Avg.	LG	TD
2003 Pittsburgh (AFC)	0	0	0.0	—	0
NFL Totals (1 year)	0	0	0.0	—	0



76 JOSH BURR

TACKLE



HEIGHT– 6-9

WEIGHT– 320

COLLEGE– South Dakota

BIRTHDATE– Sept. 8, 1976

BIRTHPLACE– Dubuque, Iowa

HOW ACQUIRED– FA '02

NFL EXPERIENCE– 2nd Year

GAMES PLAYED-STARTED/POSTSEASON– '02 (ps)

CAREER TOTALS: 0-0 (0-0)

PRO: Is a mammoth offensive lineman with excellent potential...was released on the final roster cutdown Aug. 31 but was re-signed to the Steelers practices squad (Oct. 22) for the final 10 weeks of the season...spent the entire 2002 season on the team's practice squad.


COLLEGE: Was a team captain in 2001...was one of South Dakota's top offensive linemen during his final three seasons...was selected to play in the 2002 Cactus Bowl (NCAA Division II All-Star game)...transferred from the University of Iowa in 1999...was honorable mention All-North Central Conference selection in 2000...earned second-team All-NCC honors as a sophomore...was named USD Offensive MVP against North Dakota during his sophomore season...majored in mathematics.

PERSONAL: Was a defensive standout for Lancaster (Wisc.) High School...was a three-year starter at defensive end...led team to a 9-2 record and a conference title as a senior...registered 55 tackles (24 solo), nine tackles for losses, four sacks and one fumble recovery...led Lancaster to the state championship as a junior...had 20 tackles, 38 assists, eight tackles for losses, three quarterback sacks and one blocked kick...was a two-time all-Southwest Athletic League selection...is the son of Allan and Pam Burr...Full name: Josh Burr.

80 PLAXICO BURRESS

WIDE RECEIVER

Steelers

**HEIGHT**—6-5**WEIGHT**—226**COLLEGE**—Michigan State**BIRTHDATE**—August 12, 1977**BIRTHPLACE**—Norfolk, Va.**HOW ACQUIRED**—D1-'00 (#8)**NFL EXPERIENCE**—4th Year**GAMES PLAYED-STARTED/POSTSEASON**—'00 (12-8/0-0),

'01 (16-16/2-2), '02 (16-16/2-2)

CAREER TOTALS: 28-24 (2-2)

PRO: Is a superb athlete who possesses great height, long arms and explosive acceleration...was a first-round draft selection of the Steelers in 2000, the eighth overall pick...is an imposing physical specimen for a receiver, whose size can overmatch defensive backs...has blossomed into a top receiver in the NFL, topping 1,000 receiving yards in two of the past two seasons (2001 and 2002). **2003:** Finished the team with 60 receptions for 860 yards and four TDs, after coming off back-to-back 1,000-yard receiving years in 2001 and

CAREER HIGHLIGHTS

- ◆ 11 100-Yard Receiving Games
- ◆ 11th Place Steelers Career Rec. List (226)
- ◆ 2002 Set Team Single-Game Receiving Yardage Record (253, 11/10 vs. Atlanta)
- ◆ 2002 Career-High Receptions (78)
- ◆ 2002 Career-High Receiving Yards (1,1325)
- ◆ 2001 Led Team in Receiving Yards (1,008)
- ◆ Back-to-Back 1,000-Yard Seasons ('01-'02)
- ◆ 2000 First-Round Draft Pick (8th Overall)

2002...had a career-high 1,325 receiving yards in 2002...had another huge game against the division-rival Baltimore Ravens (9/7)...caught six passes for 116 yards for a 19.3-yard average...was on the receiving end of a 47-yard strike from Tommy Maddox—on which interference was called and refused—that set up the Steelers' first TD...produced another big game, surpassing the 100-yard receiving mark for the second straight game at Kansas City (9/14)...finished with seven passes for 115 yards, including a 33-yard reception which he caught between two defenders...led the team with five receptions for 56 yards, including a long of 23 yards at Cincinnati (9/21)...held to a season-low four receptions for 64 yards versus Tennessee (9/28)...had a spectacular 38-yard reception in the third quarter that put the Steelers in field-goal range...had his lowest production totals of the season versus Cleveland (10/5)...caught just one pass for 19 yards...became only the 13th player in Steelers history to record 200 career receptions at Seattle (11/2)...caught five passes for 75 yards, including a long of 37 yards, his longest reception since Sept. 28 Tennessee game...had one of his most productive days in recent weeks at San Francisco (11/17)...led the team with six receptions for 92 yards, including a long of 24...tied Dan Krieger for team honors at Cleveland (11/23) with two receptions for 16 yards...had his most productive game in more than a month versus Cincinnati (11/30) and recorded his third 100-yard performance of the season...finished with a season-



high eight catches for 112 yards, including a long of 22 yards...caught just his second TD reception of the season versus Oakland (12/7) on a Tommy Maddox pass in the second quarter...finished with three receptions for 38 yards...produced his first multiple touchdown game in more than a year versus San Diego (12/21)...finished with three receptions for 50 yards and two TDs, including a long of 25 yards. **2002:** Had another outstanding season, topping the 1,000-receiving yard mark for the second straight year and finishing with a career-high 1,325 yards on 78 receptions, which were also a career high...led the team with a 17.0-yards per reception average...was held to just one reception for 11 yards in season-opener at New England (9/9)...caught one pass for 10 yards versus Oakland (9/15)...committed a turnover late in the game when he fumbled after a reception as the Steelers were marching for a score...had his most productive day of the early season versus Cleveland (9/29)...finished with seven catches for 84 yards (12.0 average) and one TD...finished with four receptions for 59 yards and a team-leading 14.8 yards a catch at New Orleans (10/6)...scored his second TD—and second in as many games—of the season...had another big game at Cincinnati (10/13)...tied a career-high in receptions with eight for 149 yards, his third-most receiving yards in a game...averaged an impressive 18.6 yards a reception, including a 36-yarder on the second play of the game...led the team with six receptions for 79 yards versus Indianapolis (10/21), including a long of 18...was off to a fast start scoring two TDs in the first half at Baltimore (10/27), only the second time in his career he had multiple touchdowns...was ejected for his involvement in a scuffle with Ravens cornerback James Trapp...finished with five receptions for 55 yards and two TDs...had a monstrous, record-setting day versus Atlanta (11/10)...finished with nine receptions for a team-record 253 yards and two TDs...had four receptions of more than 30 yards, including a 62-yard TD and a 50-yard catch off a Hail Mary pass that fell one-yard short of the game-winning TD in overtime...started the Steelers offense off to fast start with his 54-yard catch-and-run on the second play of the game at Jacksonville (12/1)...finished with five receptions for 95 yards, a 19-yard average...had one of his toughest days, dropping several passes versus Houston (12/8)...still caught six passes for 83 yards, including a long of 19 yards...surpassed a 1,000 yards receiving for the second straight year and eclipsed his career-high for receiving yards in the season...rebounded from his tough day the previous week with six receptions for a team-high 120 yards and one TD versus Carolina (12/15)...averaged 20 yards a catch, including a long of 47 on which he made a great adjustment to come back to the ball for the catch...also made a TD-saving tackle 64 yards down the field on an interception that resulted after he slipped...set a new single-season high for receptions (66 was his previous high) on his third catch...also set a new mark for TD receptions in a season with his seventh, surpassing his total of six set last year...started off the game strongly on the receiving end of a 41-yard pass from Tommy Maddox at Tampa Bay (12/23)...finished with five receptions for 127 yards, his fourth—second straight—100-yard receiving performance of the season...joined Hines Ward to become the Steelers first receiving tandem to compile 100 or more receiving yards in a postseason game—since Jan. 21, 1979 when John Stallworth and Lynn Swann achieved that in Super Bowl XIII—in Wild Card game versus Cleveland (1/5)...finished with 100 yards on six catches and one TD...overcame an extremely sore hip from a fall in the first half to finished the game in Divisional Playoff game at Tennessee (1/11)...had two receptions for 62 yards, including a long of 40...led the team in the postseason with a 20.3 yard-per-catch



average. **2001:** Had an outstanding season, topping the 1,000-yard receiving mark for the first time in his career...finished with a season-high 1,008 receiving yards (66 receptions)...led the team during the postseason with 10 receptions for 151 yards and one TD...had a remarkable rebound from his disappointing rookie campaign in which he missed the last four games of the season following wrist surgery...caught two passes for 24 yards, including a 19-yarder, in season-opener at Jacksonville (9/9)...missed most of the second half with a right shoulder injury...caught two passes for 19 yards at Buffalo (9/3) but had one drop on what could have been a big gainer...caught three passes for 37 yards, a 12.3-yard average, versus Cincinnati (10/7)...had a long of 17 yards...had another three-catch performance at Kansas City (10/14) that was tarnished by a drop pass and two holding penalties...tied Hines Ward for team honors with three receptions for 26 yards at Tampa Bay (10/21)...had by far the biggest game of his young career versus Tennessee (10/29)...finished with career highs of six receptions for 151 yards for a 25.2-yard average...had two receptions for more than 30 yards, including a nifty one on which he turned defender and knocked an under-thrown ball out of a Tennessee's defender's grasp into the air and then grabbed by Burrese...had another solid day versus Baltimore (11/4) highlighted by his first TD as a pro...finished with four catches for 56 yards, including his 21-yard TD reception from Kordell Stewart...caught for passes for 44 yards, including a long of 18, at Cleveland (11/11)...missed an opportunity for his second TD catch when he dropped a strike from Kordell Stewart in the end zone...produced his second 100-yard receiving performance of the season at Tennessee (11/25)...finished with a career-high eight receptions for 114 yards and a TD, including a long of 35 yards...led the team with six receptions for 86 yards versus Minnesota (12/2), including a long of 24...caught three passes for 29 yards versus the N.Y. Jets (12/9), including a long of 13...had a big day, including several highlight catches, at Baltimore (12/16)...recorded a career-high 164 yards and tied his career high with eight receptions...also scored his third TD pass of the season...caught four passes for 56 yards versus Detroit (12/23), including a long of 20, and a TD...scored a touchdown in consecutive games for the first time in his career...had another big game and had his first multiple TD game at Cincinnati (12/30)...scored the Steelers first two TDs of the game...caught six passes for 102 yards, his fourth 100-yard performance of the season...eclipsed the 1,000-receiving yard mark versus Cleveland (1/6/02), joining Hines Ward as the Steelers first 1,000-yard receiver tandem...finished with three receptions for 48 yards, including a long of 24 yards...led the team with five receptions for 84 yards, including a 32-yard touchdown, in the AFC Playoff game versus Baltimore (1/20)...finished with five receptions for a team-high 67 yards in AFC Championship game versus New England (1/27). **2000:** Started strongly but had his season end prematurely because of a right wrist injury that required season-ending surgery...was placed on injured reserve Nov. 30...began the season as a starting wide receiver...caught 22 passes for 273 yards for the season...averaged 12.4 yards a catch with a long of 33 yards...made his Steelers debut versus Baltimore (9/3), catching four passes and tying Bobby Shaw for team honors...compiled 77 receiving yards for a 17.3-yard average...led the team with three receptions for 40 yards at Jacksonville (10/1)...made a mental mistake by spiking the ball after a 19-yard reception when he thought he was down but the ball was still live and was recovered by Jacksonville...had three receptions for 26 yards at N.Y. Jets (10/8)...led the team for the second time with four receptions for 33 yards, including a long of 12, versus Cincinnati (10/15)...finished



with two receptions for 25 yards, including a long of 14 yards, versus Cleveland (10/22)...caught two passes for 16 yards at Baltimore (10/29), extending his string of consecutive games with a reception to eight...extended his string of consecutive games with a reception to nine at Tennessee (11/5)...caught one pass for 25 yards, his second-longest reception of the season...had a key block on Mark Bruener's TD reception...did not start for the first time in the season versus Jacksonville (11/19)...had another tough game and was held without a reception for the first time of the season.

COLLEGE: Established a Big Ten Conference single-season record by catching 65 passes in his first season of collegiate football...excelled on the special teams coverage units, using his outstanding leaping ability as a kick blocker...finished career ranked second in career touchdown catches (20), third in receptions (131) and fourth in receiving yards (2,155) in just two seasons at Michigan State...was an All-American second-team selection by SportsPage.com and an All-Big Ten Conference first-team pick in 1999...broke his own school season-record that he set in 1998 (65 catches) with 66 receptions for 1,142 yards (17.3 avg.) and 12 touchdowns...established Spartans single-season record 12 touchdown receptions, eclipsing the previous record of eight that Burrell shared (1998) with Andre Rison (1988) and Bob Carey (1949)...forced two fumbles, recovered one fumble and registered 7 tackles (5 solos) on special teams...set a school record with 255 yards receiving on 10 receptions versus Michigan...closed out career with a school-record 13 receptions for 185 yards and three touchdowns versus Florida in the Citrus Bowl...broke the single-game record of 12 receptions set by tight end Mitch Lyons in 1992...was an All-Big Ten Conference first-team selection in 1998 by The Sports Network and earned second-team accolades from the league's media...shared Spartan Outstanding Underclass Back Award honors with tailback Sedrick Irvin and wide receiver Gari Scott...started all year at split end and established a school season-record with 65 receptions, topping the previous mark of 60 catches by Courtney Hawkins in 1989...gained more than 100 yards receiving in four contests...ranked third in the conference with an average of 84.4 yards and fifth with an average of 5.4 catches-per-game...did not play in 1997...attended Fork Union Military Academy in 1996 and caught 33 passes for 807 yards (24.5 avg.) and 12 touchdowns...majored in communications.

PERSONAL: Was *Parade*, *Prep Football Report* and *National Recruiting Advisor* All-American first-team choice at Green Run (Virginia Beach, Va.) High...rated the best receiver in the nation by *Scholastic Sports*...was an All-State first team pick as a receiver & free safety as a senior...led the team to three straight Class AAA state titles...holds the school's career-records with 86 receptions, 38 touchdown catches...caught 22 passes for 590 yards (26.8 avg.) with 16 touchdowns as a senior...was an All-State, All-District & All-Tidewater Area selection as a junior, catching 20 passes for 496 yards (24.8 avg.), including 14 touchdowns...was an All-State second-team selection in basketball as a senior when he averaged 19.6 points, 13.2 rebounds, 4.1 steals and 3.1 blocks...was a national semifinalist in the 400 intermediate hurdles (52.6)...won the state 300 intermediate hurdles title (37.6) as a senior...is the son of the late Vicki Burrell...has two brothers, Rick and Carlos...Full name: Plaxico Burrell.



Burress' Career Single-Game Highs

Regular Season

Receptions- 9 (11/10 vs. Atlanta)
 Yards Receiving- 253* (11/10 vs. Atlanta)
 Longest Reception- 62t (11/10 vs. Atlanta)
 100-yard Games- 11 (Last 11/30/03 vs. Cincinnati)

Postseason

Receptions- 6 (1/5/03 vs. Cleveland)
 Yards Receiving- 100 (1/5/03 vs. Cleveland)
 Longest Reception- 40 (1/11/03 at Tennessee)
 100-yard Games- 1 (1/5/03 vs. Cleveland)

* Team Record

BURRESS' GAME-BY-GAME STATISTICS

		RECEIVING						RUSHING					
2003		No.	Yds.	Avg.	Lg	TD		No.	Yds.	Avg.	Lg	TD	
9/7	BALTIMORE	6	116	19.3	47	0		0	0	0.0	—	0	
9/14	at Kansas City	7	115	16.4	33t	1		0	0	0.0	—	0	
9/21	at Cincinnati	5	56	11.2	23	0		1	-7	-7.0	-7	0	
9/28	TENNESSEE	4	64	16.0	38	0		0	0	0.0	—	0	
10/5	CLEVELAND	1	19	19.0	19	0		0	0	0.0	—	0	
10/12	at Denver	5	60	12.0	23	0		0	0	0.0	—	0	
10/26	ST. LOUIS	1	6	6.0	6	0		0	0	0.0	—	0	
11/2	at Seattle	5	75	15.0	37	0		0	0	0.0	—	0	
11/9	ARIZONA	1	6	6.0	6	0		0	0	0.0	—	0	
11/17	at San Francisco	6	92	15.3	24	0		0	0	0.0	—	0	
11/23	at Cleveland	2	16	8.0	10	0		0	0	0.0	—	0	
11/30	CINCINNAT	8	112	14.0	22	0		0	0	0.0	—	0	
12/7	OAKLAND	3	38	12.7	14t	1		0	0	0.0	—	0	
12/14	at N.Y. Jets	2	22	11.0	17	0		0	0	0.0	—	0	
12/21	SAN DIEGO	3	50	16.7	25t	2		0	0	0.0	—	0	
12/28	at Baltimore	1	13	13.0	13	0		0	0	0.0	—	0	
SEASON TOTALS		60	860	14.3	47	4		1	-7	-7.0	-7	0	

2002		No.	Yds.	Avg.	TD	Lg		No.	Yds.	Avg.	Lg	TD	
9/9	at New England	1	11	11.0	11	0		0	0	0.0	—	0	
9/15	OAKLAND	1	10	10.0	10	0		0	0	0.0	—	0	
9/29	CLEVELAND	7	84	12.0	21	1		0	0	0.0	—	0	
10/6	at New Orleans	4	59	14.8	22	1		0	0	0.0	—	0	
10/13	at Cincinnati	8	149	18.6	36	0		0	0	0.0	—	0	
10/21	INDIANAPOLIS	6	79	13.2	18	0		0	0	0.0	—	0	
10/27	at Baltimore	5	55	11.0	20	0		0	0	0.0	—	0	
11/3	at Cleveland	4	69	17.3	31	0		0	0	0.0	—	0	
11/10	ATLANTA	9	253*	28.1	62t	2		0	0	0.0	—	0	
11/17	at Tennessee	4	41	10.3	15	0		0	0	0.0	—	0	
11/24	CINCINNATI	4	38	9.5	15	0		0	0	0.0	—	0	
12/1	at Jacksonville	5	95	19.0	54	0		0	0	0.0	—	0	
12/8	HOUSTON	6	83	13.8	19	0		0	0	0.0	—	0	
12/15	CAROLINA	6	120	20.0	47	1		0	0	0.0	—	0	
12/23	at Tampa Bay	5	127	25.4	41	0		0	0	0.0	—	0	
12/29	BALTIMORE	3	52	17.3	21	0		0	0	0.0	—	0	
SEASON TOTALS		78	1,325	17.0	62t	7		0	0	0.0	—	0	

POSTSEASON

1/5	CLEVELAND	6	100	16.7	24	1		0	0	0.0	—	0	
1/11	at Tennessee	2	62	31.0	40	0		0	0	0.0	—	0	
POSTSEASON TOTALS		8	162	20.3	40	1		0	0	0.0	—	0	



RECEIVING

RUSHING

2001

Date	Opponent	No.	Yds.	Avg.	Lg	TD	No.	Yds.	Avg.	Lg	TD
9/9	at Jacksonville	2	24	12.0	19	0	0	0	0.0	—	0
9/30	at Buffalo	2	19	9.5	13	0	0	0	0.0	—	0
10/7	CINCINNATI	3	37	12.3	17	0	0	0	0.0	—	0
10/14	at Kansas City	3	39	13.0	16	0	0	0	0.0	—	0
10/21	at Tampa Bay	3	26	8.7	13	0	0	0	0.0	—	0
10/29	TENNESSEE	6	151	25.2	43	0	0	0	0.0	—	0
11/4	BALTIMORE	4	56	14.0	21t	1	0	0	0.0	—	0
11/11	at Cleveland	4	44	11.0	18	0	0	0	0.0	—	0
11/18	JACKSONVILLE	1	13	13.0	13	0	0	0	0.0	—	0
11/25	at Tennessee	8	114	14.3	35	1	0	0	0.0	—	0
12/2	MINNESOTA	6	86	14.3	24	0	0	0	0.0	—	0
12/9	N.Y. JETS	3	29	9.7	13	0	0	0	0.0	—	0
12/16	at Baltimore	8	164	20.5	38	1	0	0	0.0	—	0
12/23	DETROIT	4	56	14.0	20	1	0	0	0.0	—	0
12/30	at Cincinnati	6	102	17.0	42t	2	0	0	0.0	—	0
1/6/02	CLEVELAND	3	48	16.0	24	0	0	0	0.0	—	0
SEASON TOTALS		66	1,008	15.3	43	6	0	0	0.0	—	0

POSTSEASON

1/20	BALTIMORE	5	84	16.8	32t	1	0	0	0.0	—	0
1/27	NEW ENGLAND	5	67	13.4	16	0	0	0	0.0	—	0
POSTSEASON TOTALS		10	151	15.1	32t	1	0	0	0.0	—	0

2000

Date	Opponent	No.	Yds.	Avg.	Lg	TD	No.	Yds.	Avg.	Lg	TD
9/3	BALTIMORE	4	77	19.3	39	0	0	0	0.0	0	—
9/17	at Cleveland	1	10	10.0	10	0	0	0	0.0	0	—
9/24	TENNESSEE	1	17	17.0	17	0	0	0	0.0	0	—
10/1	at Jacksonville	3	40	13.3	19	0	0	0	0.0	0	—
10/8	at N.Y. Jets	3	26	8.7	12	0	0	0	0.0	0	—
10/15	CINCINNATI	4	33	8.3	12	0	0	0	0.0	0	—
10/22	CLEVELAND	2	25	12.5	14	0	0	0	0.0	0	—
10/29	at Baltimore	2	16	8.0	9	0	0	0	0.0	0	—
11/5	at Tennessee	1	25	25.0	25	0	0	0	0.0	0	—
11/12	PHILADELPHIA	1	4	4.0	4	0	0	0	0.0	0	—
11/19	JACKSONVILLE	0	0	0.0	—	0	0	0	0.0	0	—
11/26	at Cincinnati	0	0	0.0	—	0	0	0	0.0	0	—
SEASON TOTALS		22	273	12.4	39	0	0	0	0.0	0	—

BURRESS' CAREER STATISTICS

Regular Season

RECEIVING	No.	Yds.	Avg.	Lg	TD
2000 Pittsburgh (AFC)	22	273	12.4	39	0
2001 Pittsburgh (AFC)	66	1,008*	15.3	43	6
2002 Pittsburgh (AFC)	78	1,325	17.0	62t	7
2003 Pittsburgh (AFC)	60	860	14.3	47	4
NFL Totals (4 years)	226	3,468	15.3	62t	15

Postseason

RECEIVING	No.	Yds.	Avg.	Lg	TD
2001 Pittsburgh (AFC)	10*	151	15.1	32t	1
2002 Pittsburgh (AFC)	8	162	20.3	40	1
NFL Totals (2 years)	18	313	17.4	40	2

* Led Team



96 KENDRICK CLANCY

DEFENSIVE TACKLE

Steelers



HEIGHT-6-1

WEIGHT-305

COLLEGE-Mississippi

BIRTHDATE-September 17, 1978

BIRTHPLACE-Tuscaloosa, Ala.

HOW ACQUIRED-D3a-'00 (#10, 72)

NFL EXPERIENCE-5th Year

GAMES PLAYED-STARTED/POSTSEASON-'00 (9-0/0-0), '01 (16-4/2-0), '02 (7-0/0-0), '03 (12-0/0-0)

CAREER TOTALS: 44-4 (2-0)

PRO: Was a highly regarded rookie draft pick in 2000, one of seven draft selections to make the team...gives the Steelers some solid depth at the key nose tackle position. **2003:** Finished the season with four total tackles (three solos)...recorded the first fumble recovery of his career in the fourth quarter at Cleveland (11/23) that led to a Steelers' field goal...played six defensive snaps...was credited with one assist and one quarterback hurry/pressure versus San Diego (12/21)...played nine defensive snaps. **2002:** Finished with two solo tackles...logged seven defensive snaps in season opener at New England (9/9)...played seven defensive snaps versus Oakland (9/15)...was deactivated versus Cleveland (9/29) because of a hamstring injury...was inactive for the second straight week at New Orleans (10/6)...was active for the first time in three weeks at Cincinnati (10/13)...played nine defensive snaps...logged 10 defensive snaps at Baltimore (10/27)...finished with one solo tackle...dressed but did not play at Cleveland (11/3)...logged 10 defensive plays at Tennessee (11/17)...finished with one tackle...dressed but did not play at Jacksonville (12/1)...was deactivated for the final four games of the regular season and both postseason games. **2001:** Held his own in a highly competitive challenge with number-one draft pick Casey Hampton for the starting nose tackle position...played in all 16 games and started four...earned his first start as a pro at Jacksonville (9/9)...played 28 defensive snaps...finished with one assist...made his second start at Buffalo (9/30)...finished with one total tackle...logged 20 defensive plays...started his third straight game versus Cincinnati (10/7)...played 24 defensive snaps...registered one tackle...played 20 defensive snaps at Kansas City (10/14)...was credited with one assist...played 15 defensive snaps at Tampa Bay (10/21)...finished with one solo tackle...logged 21 plays but did not start for the first time this season versus Tennessee (10/29)...finished with one tackle and one quarterback pressure...also had his first career interception...played 16 defensive snaps versus Baltimore (11/4)...finished with one solo tackle...logged 15 defensive plays at Cleveland (11/11)...played seven defensive snaps versus Jacksonville (11/18)...was credited with one assist...logged 14 defensive plays at Tennessee (11/25)...finished with one assist...played seven defensive snaps versus Minnesota (12/2)...logged 10 plays versus the N.Y. Jets

(12/9)...had one tackle...played eight defensive snaps versus Detroit (12/23)...played three defensive snaps at Cincinnati (12/30)...finished with three tackles (one solo) versus Cleveland (1/6/02)...played in both postseason games. **2000:** Saw limited playing time in nine games...was credited with five total tackles (four solos)...also had one tackle for a loss...suffered a left ankle injury early in the game versus Baltimore (9/3) and did not return...missed three consecutive games because of his ankle injury...dressed for the first time in three games after suffering an ankle injury at N.Y. Jets (10/8)...logged eight plays...logged 15 defensive snaps versus Cincinnati (10/17)...was deactivated Friday versus Cleveland (10/22)...returned to the active lineup at Baltimore (10/29)...logged 11 defensive snaps...played 11 plays at Tennessee (11/5)...was deactivated Friday versus Philadelphia (11/12)...was deactivated Friday versus Jacksonville (11/19)...was deactivated Friday at Cincinnati (11/26)...played eight defensive snaps versus Oakland (12/3)...had one assist at N.Y. Giants (12/10)...registered three total tackles (two solos) versus Washington (12/16)...played 17 defensive snaps...logged seven plays at San Diego (12/24)...finished with one solo tackle.

COLLEGE: Was a third-team All-American selection by *The Sporting News* and *Football News* in 1999...was an All-Southeastern Conference first-team choice...started eight games at right defensive tackle...earned team Player of the Week honors versus Memphis, Auburn, South Carolina and Georgia while serving as squad tri-captain...finished with 49 tackles (29 solos), seven sacks and 18 tackles for losses...played in every game in 1998, starting nine contests (eight at left tackle, one at right tackle)...recorded 55 tackles (34 solos) with 1½ sacks and 15 tackles for losses...earned Max Emfinger's JUCO 150 Century Club All-American and Super Prep JUCO Top 100 honors at East Central (Miss.) Community College in 1997...added All-South Division first-team honors...recorded 191 tackles (101 solos) with 17 sacks during his two-year career (1996-97)...majored in criminal justice.

PERSONAL: Lettered three times in football at Holt High School...resides in Pittsburgh with wife Patricia and three daughters Jakenya (4/5/97), Markali (8/19/98) and Haley (5/14/01)...is the son of Annette and Ronnie Lowe...has three brothers and one sister...Full name: Lakendrick Tridel Clancy.

CLANCY'S GAME-BY-GAME STATISTICS

2003

Date	Opponent	I	AT	TOT	Sack/ YDS	INT	PD	FF	FR
9/7	BALTIMORE	0	0	0	0.0/0	0/0	0	0	0
9/14	at Kansas City	0	0	0	0.0/0	0/0	0	0	0
9/21	at Cincinnati	0	0	0	0.0/0	0/0	0	0	0
9/28	TENNESSEE				DNP				
10/5	CLEVELAND				DNP				
10/12	at Denver	1	0	1	0.0/0	0/0	0	0	0
10/26	ST. LOUIS	0	0	0	0.0/0	0/0	0	0	0
11/2	at Seattle	1	0	1	0.0/0	0/0	0	0	0
11/9	ARIZONA	0	0	0	0.0/0	0/0	0	0	0
11/17	at St. Louis	0	0	0	0.0/0	0/0	0	0	0
11/23	at Cleveland	0	0	0	0.0/0	0/0	0	0	1
11/30	CINCINNATI	0	0	0	0.0/0	0/0	0	0	0
12/7	OAKLAND	1	0	1	0.0/0	0/0	0	0	0
12/14	at N.Y. Jets	0	0	0	0.0/0	0/0	0	0	0
12/21	SAN DIEGO	0	1	1	0.0/0	0/0	0	0	0
12/28	at Baltimore	0	0	0	0.0/0	0/0	0	0	0
SEASON TOTALS		3	1	4	0.0/0	0/0	0	0	1

2002

<u>Date</u>	<u>Opponent</u>	<u>I</u>	<u>AT</u>	<u>TOT</u>	<u>Sack/</u>		<u>PD</u>	<u>FF</u>	<u>FR</u>
					<u>YDS</u>	<u>INT</u>			
9/9	at New England	0	0	0	0.0/0	0/0	0	0	0
9/15	OAKLAND	0	0	0	0.0/0	0/0	0	0	0
9/29	CLEVELAND				INACTIVE				
10/6	at New Orleans				INACTIVE				
10/13	at Cincinnati	0	0	0	0.0/0	0/0	0	0	0
10/21	INDIANAPOLIS	0	0	0	0.0/0	0/0	0	0	0
10/27	at Baltimore	1	0	1	0.0/0	0/0	0	0	0
11/3	at Cleveland	0	0	0	0.0/0	0/0	0	0	0
11/10	ATLANTA	0	0	0	0.0/0	0/0	0	0	0
11/17	at Tennessee	1	0	1	0.0/0	0/0	0	0	0
11/24	CINCINNATI	0	0	0	0.0/0	0/0	0	0	0
12/1	at Jacksonville				DNP				
12/8	HOUSTON				INACTIVE				
12/15	CAROLINA				INACTIVE				
12/23	at Tampa Bay				INACTIVE				
12/29	BALTIMORE				INACTIVE				
SEASON TOTALS		2	0	2	0.0/0	0/0	0	0	0

POSTSEASON

1/5	CLEVELAND				INACTIVE				
1/11	at Tennessee				INACTIVE				

2001

<u>Date</u>	<u>Opponent</u>	<u>I</u>	<u>AT</u>	<u>TOT</u>	<u>Sack/</u>		<u>PD</u>	<u>FF</u>	<u>FR</u>
					<u>YDS</u>	<u>INT</u>			
9/3	at Jacksonville	0	1	1	0.0/0	0/0	0	0	0
9/30	at Buffalo	1	0	1	0.0/0	0/0	0	0	0
10/7	CINCINNATI	1	0	1	0.0/0	0/0	0	0	0
10/14	at Kansas City	0	1	1	0.0/0	0/0	0	0	0
10/21	at Tampa Bay	1	0	1	0.0/0	0/0	0	0	0
10/29	TENNESSEE	1	0	1	0.0/0	1/3	0	0	0
11/4	BALTIMORE	1	0	1	0.0/0	0/0	0	0	0
11/11	at Cleveland	0	0	0	0.0/0	0/0	0	0	0
11/18	JACKSONVILLE	0	1	1	0.0/0	0/0	0	0	0
11/25	at Tennessee	0	1	1	0.0/0	0/0	0	0	0
12/2	MINNESOTA	0	0	0	0.0/0	0/0	0	0	0
12/9	N.Y. JETS	1	0	1	0.0/0	0/0	0	0	0
12/16	at Baltimore	0	0	0	0.0/0	0/0	0	0	0
12/23	DETROIT	0	0	0	0.0/0	0/0	0	0	0
12/30	at Cincinnati	0	0	0	0.0/0	0/0	0	0	0
1/6/02	CLEVELAND	1	2	3	0.0/0	0/0	0	0	0
SEASON TOTALS		7	6	13	0.0/0	1/3	0	0	0

POSTSEASON

1/20	BALTIMORE	0	0	0	0.0/0	0/0	0	0	0
1/27	NEW ENGLAND	0	0	0	0.0/0	0/0	0	0	0
POSTSEASON TOTALS		0	0	0	0.0/0	0/0	0	0	0



CLANCY'S CAREER STATISTICS

Regular Season


TACKLES	Solo	AT	Tot.	Sp.T.	Sacks	FF	FR	INTERCEPTIONS	No.	Yds.	Avg.	LG	TD
2000 Pittsburgh (AFC)	4	1	5	0	0.0	0	0	2002 Pittsburgh (AFC)	0	0	0.0	—	0
2001 Pittsburgh (AFC)	7	6	13	0	0.0	0	0	2001 Pittsburgh (AFC)	1	3	3.0	3	0
2002 Pittsburgh (AFC)	2	0	2	0	0.0	0	0	2002 Pittsburgh (AFC)	0	0	0.0	—	0
2003 Pittsburgh (AFC)	3	1	4	0	0.0	0	1	2003 Pittsburgh (AFC)	0	0	0.0	—	0
NFL Totals (4 years)	16	8	24	0	0.0	0	1	NFL Totals (3 years)	1	3	3.0	3	0

Postseason

TACKLES	Solo	AT	Tot.	Sp.T.	Sacks	FF	FR
2001 Pittsburgh (AFC)	0	0	0	0	0.0	0	0
2002 Pittsburgh (AFC)	0	0	0	0	0.0	0	0
NFL Totals (2 years)	0	0	0	0	0.0	0	0

48 MATT CUSHING

TIGHT END



HEIGHT—6-4

WEIGHT—251

COLLEGE—Illinois

BIRTHDATE—July 2, 1975

BIRTHPLACE—South Bend, Ind.

HOW ACQUIRED—1999 Free Agent

NFL EXPERIENCE—6th Year

GAMES PLAYED—STARTED/POSTSEASON- '99 (7-2/0-0), '00(7-1/0-0), '01 (13-3/2-1), '02 (6-0/2-0), '03 (4-0)

CAREER TOTALS: 37-6 (4-1)

PRO: Has spent the past six training camps with the team after signing as originally an undrafted free agent in April 1998...has been resilient during the first five years of his pro career...has even filled in admirably as an emergency fullback the past two seasons...signed a one-year contract with the team March 3, 2004...re-signed Dec. 3, 2002, when Mark Bruener was placed on reserved/injured list...was re-signed in the middle of the season for the second straight season in 2000...worked as a teacher prior to re-joining the team...signed with the Steelers on February 23, 1999 after being released in the 1998 training camp...was allocated by the Steelers to the Amsterdam Admirals of the NFL Europe League in 1999...caught six passes for 62 yards as a backup tight end...was released during summer camp in 1999...re-signed with the Steelers Oct. 28, 1999, when the club placed rookie tight end Jerame Tuman on the injured reserve list due to knee surgery. **2003:** Played in four games versus Baltimore (9/7), vs. Tennessee (9/21), vs. Cleveland (10/5) and at Seattle (11/2). **2002:** Was re-signed Oct. 22 to help bolster injury-depleted tight end position...had one reception for four yards...was waived to make room for long snap-

per Dan O'Leary Sept. 24...was deactivated for the first two games...was active for the first time this season at Baltimore (10/27)...caught one pass for four yards at Tampa Bay (12/23). **2001:** Was activated for the first time in three weeks versus Baltimore (11/4) because of an injury to Wayne Gandy...was active for the second straight week versus Jacksonville (11/18)...caught his first pass of the season for nine yards versus the N.Y. Jets (12/9)...caught one pass for three yards at Baltimore (12/16)...scored his first career TD versus Detroit (12/23) on a four-yard pass from Kordell Stewart...finished with two receptions for seven yards...made his first start as the H-back at Cincinnati (12/30)...finished with one reception for five yards versus Cleveland (1/6/02)...also had one special-teams tackle...started the AFC Playoff game versus Baltimore (12/0)...caught one pass for 10 yards in AFC Championship game versus New England (1/27). **2000:** Released prior to the start of the 2000 season (Sept. 5) but was re-signed Nov. 7 when Cory Geason was placed on reserved/injured list (Nov. 6)...worked as a teacher prior to re-joining the team...caught one pass for three yards versus Philadelphia (11/12) in his first appearance since the 1999 season...caught two passes for nine yards versus Jacksonville (11/19)...contributed once again to the offense at Cincinnati (11/26)...caught his fourth reception of the season for five yards. **1999:** Was pressed into action because of injuries to Mark Bruener and Mitch Lyons at Kansas City (12/18)...did not have a reception...made his first career start but did not have a reception versus Carolina (12/26)...helped pave the way for Jerome Bettis' 137 yards rushing...caught first two passes of his NFL career for 29 yards in season-finale versus Tennessee (1/2). **1998:** Participated in training camp with the Steelers after signing a free agent contract...was released by the Steelers in training camp.

COLLEGE: Was a three-year starter...started final 33 games...caught 64 passes for 709 yards and four touchdowns during his career...caught 14 passes for 157 yards as a senior in 1997...had a career-high 22 receptions for 203 yards in 1996...caught 15 passes for 194 yards and two touchdowns as a sophomore...caught a career-long 40-yard touchdown pass versus Minnesota...received the Bruce Capel award as the most courageous Illinois player...majored in urban planning.

PERSONAL: Is married (Angela)...had worked as a teacher prior to being re-signed during the middle of the 2000 and 2001 seasons...was an Academic All-American finalist and Academic All-American District 5 selection...two-time Academic All-Big Ten selection...Full name: Matthew Jay Cushing.

CUSHING'S CAREER STATISTICS

Regular Season

RECEIVING	No.	Yds.	Avg.	LG	TD
1999 Pittsburgh (AFC)	2	29	14.5	22	0
2000 Pittsburgh (AFC)	4	17	4.3	5	0
2001 Pittsburgh (AFC)	5	24	4.8	9	1
2002 Pittsburgh (AFC)	1	4	4.0	4	0
2003 Pittsburgh (AFC)	0	0	0.0	=	0
NFL Totals (5 years)	12	74	6.2	22	1


Postseason

RECEIVING	No.	Yds.	Avg.	LG	TD
2001 Pittsburgh (AFC)	1	10	10.0	10	0
2002 Pittsburgh (AFC)	0	0	0.0	=	0
NFL Totals (2 years)	1	10	10.0	10	0



83 CHRIS DOERING

WIDE RECEIVER

**HEIGHT**–6-4**WEIGHT**–201**COLLEGE**–Florida**BIRTHDATE**– May 19, 1973**BIRTHPLACE**– Gainesville, Fla.**HOW ACQUIRED**– UFA-'03 (May 20, 2003)**NFL EXPERIENCE**– 7th Year**GAMES PLAYED–STARTED/POSTSEASON**– '96 (1-0/0-0), '97 (2-0/0-0), '98 (DNP), '99 (3-0/0-0), '00 (0-0/0-0), '01 (DNP), '02 (15-3/0-0), '03 (16-0/0-0)**CAREER TOTALS**: 21-3 (0-0)**STEELERS TOTALS**: 16-0 (0-0)

PRO: Originally Signed with the Steelers May 20, 2003, after spending the 2002 season with the Washington Redskins...re-signed with the team March 3, 2004, agreeing on a one-year deal...was signed by Washington as an unrestricted free agent on February 21, 2002...has 24 receptions for 236 yards (9.8 avg.) and two touchdowns during his career...was originally drafted by the Jacksonville Jaguars in the sixth round (185th overall) of the 1996 NFL Draft but was waived during training camp...was later signed to the Indianapolis Colts' practice squad and activated for the final game of the 1996 regular season...spent the first 13 games of the 1997 season on the Colts' practice squad before being activated for the final three regular-season games...signed with the Cincinnati Bengals in 1998 but was waived in training camp and did not play that season...played with the Denver Broncos in 1999 but ruptured his Achilles tendon during Denver's preseason opener in 2000 and spent the year on injured reserve. **2003:** Had a solid season as the team's fourth receiver...finished with 18 catches for 240 yards and one TD...was signed by Washington as an unrestricted free agent on February 21, 2002...had three receptions for 21 yards at Kansas City (9/14), including a long of 11 yards...had his biggest game since the Sept. 28 Tennessee game versus Arizona (11/9), catching two passes for 62 yards, including his first TD as a Steeler and a 53-yard pass, the longest Steelers' pass play of the season...had another solid performance at San Francisco (11/17), catching a season-high four passes for 61 yards...averaged 15.3 yards a reception. **2002:** Caught 18 passes for 192 yards (10.7 avg.) and two touchdowns in his only season with Washington...recorded one reception for 13 yards in his debut as a Redskin versus Arizona (9/8)...played in a reserve role versus Philadelphia (9/16)...was inactive at San Francisco (9/22)...started at wide receiver at Tennessee (10/6) when the Redskins showed a three-receiver set to start the game...had four receptions for 34 yards with a long of 15 (all career highs)...started at wide receiver when the Redskins started the game in a three-receiver set versus New Orleans (10/13)...collected two receptions for 31 yards with a long of 16...started at wide receiver at Green Bay (10/20)...had one catch for two yards...recorded one reception for a 33-yard touchdown (Matthews) versus Indianapolis (10/27), the first TD catch of his career...played in a reserve role at Seattle (11/3)...recorded two



receptions for 22 yards with a long of 12 at Jacksonville (11/10)...had one reception for no gain at N.Y. Giants (11/17)...finished with two receptions for 15 yards versus St. Louis (11/24)...recorded two receptions for 15 yards with a long of nine yards at Dallas (11/28)...caught one pass for 12 yards and converted a two-point conversion pass from Patrick Ramsey...had one reception for a 15-yard touchdown (from Ramsey) at Philadelphia (12/15). **2001:** Did not play. **2000:** Ruptured his Achilles' tendon in the preseason opener at Arizona (8/5) and spent the season on injured reserve for Denver. **1999:** Saw action on offense and special teams for the Broncos in the first three games of the season (vs. Mia., 9/13; at K.C., 9/19 and at T.B., 9/26)...had career highs for both receptions (three) and yards (22) in the opener vs. Miami, playing extensively in the second half while starter Rod Smith was out with a strained groin. **1998:** Was waived by Indianapolis Feb. 20, 1998, then signed by Cincinnati Feb. 25...went through camp with the Bengals before being waived Sept. 2...spent the remainder of the season out of football. **1997:** Spent most of the season on the Colts' practice squad before being signed to the active roster for the final three games...was active but did not play vs. the Jets (12/7), then saw his first action versus Miami (12/14) and closed the season with two catches for 12 yards at Minnesota (12/21). **1996:** Was signed to the Colts' practice squad Aug. 27 and then elevated to the active roster (12/20)...had one catch for 10 yards at Cincinnati, Dec. 20...spent Games 1-15 on the practice squad and was inactive for the Colts' playoff game at Pittsburgh Dec. 29.

COLLEGE: Was a four-year letterman and three-year starter at Florida, catching 149 passes for 2,107 yards and a Southeastern Conference-record 31 touchdowns...finished his career ranked fourth in school history in receptions and receiving yardage...was a second-team AP All-American and a first-team All-SEC pick as a senior, leading the team and ranking 17th in the country with 70 receptions for 1,045 yards and a conference-record 17 TDs...played in four games as a redshirt freshman, every game as a sophomore (five starts) and all 13 as a junior (seven starts), catching 35 passes for 496 yards and seven TDs...has a degree in journalism/telecommunications...was an SEC Academic Honor Roll student.

PERSONAL: Attended P.K. Yonge High School in Gainesville, Fla., where he lettered in football, basketball and baseball...was an All-State player in football and as a shortstop in baseball and helped the basketball team to the state title as a senior...has had both local TV and radio shows in Gainesville...still does a weekly radio show...Full name: Christopher Paul Doering.


DOERING'S CAREER STATISTICS

Regular Season

RECEIVING	No.	Yds.	Avg.	LG	TD
1996 Indianapolis (AFC)	1	10	10	10	0
1997 Indianapolis (AFC)	2	12	6	8	0
1998	DNP				
1999 Denver (AFC)	3	22	7.3	9	0
2000 Denver (AFC)	0	0	0	0	0
2001	DNP				
2002 Washington (NFC)	18	192	10.7	33t	2
2003 Pittsburgh (AFC)	18	240	13.3	53	1
NFL Totals (5 years)	42	476	11.3	53	3
Steelers Totals (1 year)	18	240	13.3	53	1

23 TERRY FAIR

CORNERBACK



HEIGHT—5-10

WEIGHT—191

COLLEGE—Tennessee

BIRTHDATE—July 20, 1976

BIRTHPLACE—Phoenix, Ariz.

HOW ACQUIRED—UFA-'04 (January 19, 2004 from Detroit)

NFL EXPERIENCE—7th Year

GAMES PLAYED-STARTED/POSTSEASON—'98 (14-10/0-0), '99 (11-11/0-0), '00 (15-15/0-0), '01 (12-12/0-0), '02 (3-0/0-0), '03 (DNP)

CAREER TOTALS: 52-48 (0-0)

PRO: Is a veteran cornerback and former first-round draft pick...was signed by the Steelers Jan. 19, 2004...sat out the entire 2003 season while rehabilitating an ankle injury...could provide solid depth if he can return from a series of serious injuries...possesses many of the needed tools to be a top cornerback in the NFL...was also an electric return specialist early in his career...had five return touchdowns during the first three years of his career...is tied for fourth (Levi Johnson) on Detroit Lions' all-time list (two kickoffs, one fumble recovery and two interceptions)...also ranks fourth on Lions' all-time list with 2,583 career kickoff return yards...owns two of the top ten all-time single-game kickoff return totals in team history—244 yards in season opener at Green Bay (9/6/98) ranks second, and 175 yards at Jacksonville (12/6/98) is tenth on the list...was the Lions' first-round pick in the 1998 NFL Draft (20th overall).

2003: Sat out entire season. **2002:** Signed with the Carolina Panthers after being released by the Lions prior to season...played in the first three games of the season before being placed on reserve/injured list for the remainder of the season with an ankle injury. **2001:** Finished the season with 53 tackles (34 solo, 19 assists) and two interceptions (tied for second on team)...was inactive for the final four games of the season due to a foot injury...sparked team with a 26-yard interception return for a touchdown along with three tackles and one pass defended at Cleveland (9/23)...tied for the team lead in tackles (7) versus St. Louis (10/8)...registered four tackles and a pass defended at Minnesota (10/14)...had a career-high four passes defended versus Tennessee (10/14)...ran back a 13-yard punt return and five kickoff returns for 94 yards filling in for injured returner Desmond Howard, in addition to posting four tackles (two solo) and a pass defended versus Green Bay (11/22)...picked off a Brad Johnson pass in the final minute of the first quarter to stifle a four-minute drive by the Bucs at Tampa Bay (12/9)...also posted two solo tackles and a pass defended before leaving the game in the final 20 seconds of the second quarter with a sprained

CAREER HIGHLIGHTS

- ◆ 1998 All-Rookie Honors
- ◆ Only 2nd Player since AF/NFL Merger to Score Two Kickoffs for TDs in first four NFL games
- ◆ Second-longest KO Return in NFL history (105t vs. Tampa Bay, 9/28/98)
- ◆ 1998 Pro Bowl Alternate (return specialist)
- ◆ 1998 Led NFL in Kickoff Returns (28 Avg.)
- ◆ 1998 First-Round Draft Pick (20th overall)

foot. **2000:** Set statistical career-highs in tackles (64), passes defended (12) and games played and started (15) in his third year as a starter...also notched the fourth and fifth interceptions of his career...did return two punts for 15 yards and six kickoffs for 149 yards in relief duty of Desmond Howard...underwent arthroscopic knee surgery during off-season and missed a portion of 2000 training camp but was 100 percent by the start of the regular season...intercepted a Brad Johnson pass (third of three Lions' fourth-quarter interceptions) at Lions' 20-yard line on final drive versus Washington (9/10), sealing the Lions' victory with 49 seconds remaining as Redskins were driving in Lions' territory for the a possible game-winning touchdown...recorded second interception of season versus Green Bay (10/8), in addition to seven tackles...tied career-high with 11 tackles (nine solo) at Tampa Bay (10/19)...had a busy day versus Miami (11/5) as he returned both punts and kickoffs (Desmond Howard inactive), collecting two punt returns for 15 yards and five kickoff returns for 118 yards, in addition to recording seven tackles on defense. **1999:** Stepped into a more comfortable and solid role as Lions' top cover man out of the secondary...lined up on the right side predominantly, but gained experience necessary to flip sides depending on matchups...was placed on reserve-non football injury list on Dec. 14 with an off-field hand injury...set then-career-highs in tackles (60), passes defended (11) and interceptions (three) and was playing his best football at time of injury...returned 34 kickoffs for 752 yards (22.1 avg.), and 11 punts for 97 yards (8.8 avg.) in limited role...had a huge impact versus Green Bay (9/19), returning his first true KO of the season 91 yards to set up the team's go-ahead touchdown...also had a career-long 36-yard punt return in the same game...named NFC Special Teams Player of the Week for his performance versus Packers (second of career)...collected the first two INT's of his career versus Minnesota (10/17), returning the first one 41 yards for a score...garnered a career-high 11 stops versus Tampa Bay (10/31) as well as forcing key fumble at the Lions' one yard-line (first of career)...recorded his third interception of the season, in addition to career-high three passes defended vs. St. Louis (11/7)...scored second defensive TD of the season in hometown return at Arizona (11/14) — scooped up fumble caused by Travis Kirschke in fourth quarter and returned it 35 yards for the score (first fumble recovery of career)...was inactive vs. Washington (12/5) and at Tampa Bay (12/12) while waiting to see what recovery time would be needed after hand surgery (December 7). **1998:** Enjoyed stellar rookie campaign in 1998, breaking into starting lineup at cornerback (10 starts) and establishing himself as one of the NFL's most dangerous kickoff return specialists...began season as nickel back but claimed starting right cornerback in sixth game of the season and stayed there throughout the remainder of season...finished rookie year with 58 tackles, one sack and six passes defended...led NFL in kickoff return average (28.0 yards per return), including two touchdowns...named as an alternate on the 1999 NFC Pro Bowl squad (return specialist)...received All-Rookie honors from *Pro Football Weekly* as both a cornerback and return specialist...had two kickoff returns for TDs—a team-record 105-yarder vs. Tampa Bay (9/28) and a 101-yarder in season opener at Green Bay (9/6) — in addition to a 57-yarder at Jacksonville (12/6) and a 61-yard effort at Philadelphia (11/8)...scored the first Lion score on a kickoff return since Johnnie Morton's 94-yard jaunt at Miami on December 25, 1994 in season-opener versus Green Bay...also became the first NFL player since Kansas City's Tamarick Vanover to return a kickoff for a score in his first NFL game...became the first player since the AFL/NFL merger in 1970 to return two kickoffs for TD in his first four pro games...produced the longest KO return in NFL since St. Louis' Roy



Green's 106-yarder for TD vs. Dallas in 1979...named NFC Special Teams Player of the Week following outing vs. Tampa Bay, and also was named NFC Special Teams Player of the Month for September...ranked second in Lions' history in kickoff returns for a season, trailing only Glyn Milburn's 1,627 yards in 1996...had 51 kickoff returns in '98, which were the third-most in a season in team annuals...also returned 30 punts for 189 yards (6.3 avg.)...was inactive at Chicago (10/4) with a bruised knee...registered a career-high seven tackles and first sack of career vs. Chicago (11/15)...followed by tying then-career-high with seven tackles at San Francisco (12/14)...bruised shoulder early in game vs. Atlanta (12/20) forced him into nickel duty and off return teams for majority of contest...missed the season finale at Baltimore (12/27) because of the injury.

COLLEGE: Was an All-Southeastern Conference first-team pick by The Associated Press and *Football News* as a senior in 1997...played right cornerback in '97, recording 39 tackles (26 solos) with five interceptions, nine pass deflections and a forced fumble...also returned 19 punts for 272 yards (14.3 avg.) and two kickoffs for 30 yards that year as well...did not allow an opponent to catch a pass in five contests as a senior...set a school record with 157 yards on seven punt returns vs. Auburn in the 1997 SEC championship game...was an All-America honorable mention and All-SEC first-team pick as a junior in 1996 by *The Poor Man's Guide to the NFL Draft*...started 11 games at right cornerback in '96, making 33 tackles and tying for the team lead with four interceptions for 94 yards...was second in the SEC and eighth in the nation with 29 punt returns for 400 yards (13.8 avg.) and two touchdowns in '96 as well...started 11 games at right cornerback as a sophomore in 1995, recording 50 tackles...also caused and recovered a fumble, deflected four passes and had a pair of interceptions...was selected as a freshman All-America selection by *The Gridiron Report* in 1994...was a freshman All-SEC team pick by the *Knoxville News-Sentinel* the same year...appeared in every game in '94, starting six of the final seven contests at right cornerback.

PERSONAL: Was a *SuperPrep* and *Blue Chip Illustrated* prep All-American selection in 1993, in addition to All-Arizona, All-Phoenix, All-Conference and All-Valley honors during his career as a defensive back at South Mountain (Ariz.) High School in Phoenix...rated the nation's 14th-best athlete by *SuperPrep* coming out of high school...was a three-year starter on both sides of the ball...rushed for 1,475 yards and 28 touchdowns on 172 carries (8.6 avg.) as a prep senior in 1993 — gained more than 3,000 yards on the ground during his prep career...also saw action at flanker and quarterback in his sophomore campaign...returned a punt 82 yards for a touchdown (state record) in the 1993 Arizona prep championship game...was a Class 5A All-State pick in basketball, averaging 17 points and six assists per game as a junior in 1992...also lettered in track, competing in the high jump (6'8")...was a spokesman for United States Census 2000 campaign in Detroit, as well as other Lions' community activities...Brother, Brian, was a standout guard for the University of Connecticut's men's basketball team from 1991-95...was a psychology major at Tennessee...Full name: Terrance Delon Fair.

Fair's Career Single-Game Highs

Regular Season

Interceptions- 2 vs. Minn. (10/17/99)
Long Interception Ret.- 41t vs. Minn. (10/17/99)
Long Fumble Ret.- 35t at Ariz. (11/14/99)
Punt Returns- 8 at Phi. (11/8/98)
Punt Return Yards- 44 vs. Ariz. (11/1/98)

Long Punt Returns- 36 vs. GB 9/19/99
Kickoff Returns- 6 at GB (9/6/98); at Min (9/20/99)
Kickoff Return Yards- 244 at GB 9/6/98
Long Kickoff Return- 105t vs. TB 9/28/98



FAIR'S GAME-BY-GAME STATISTICS

2001

Date	Opponent	I	AT	Sack/		INT	PD	FF	FR
				TOT	YDS				
9/9	at Green Bay	4	1	5	0/0	0/0	0	0/0	0
9/23	at Cleveland	3	0	3	0/0	1/26	1	0/0	0
10/8	ST. LOUIS	5	5	10	0/0	0/0	0	0/0	0
10/14	at Minnesota	2	2	4	0/0	0/0	1	0/0	0
10/21	TENNESSEE	3	2	5	0/0	0/0	4	0/0	0
10/28	CINCINNATI	2	3	5	0/0	0/0	2	0/0	0
11/4	at San Francisco	4	2	6	0/0	0/0	1	0/0	0
11/11	TAMPA BAY	2	1	3	0/0	0/0	2	0/0	0
11/18	at Arizona	1	0	1	0/0	0/0	0	0/0	0
11/22	GREEN BAY	2	2	4	0/0	0/0	1	0/0	0
12/2	at Chicago	4	1	5	0/0	0/0	2	0/0	0
12/9	at Tampa Bay	2	0	2	0/0	1/3	1	0/0	0
12/16	MINNESOTA				INACTIVE - INJURY				
12/23	at Pittsburgh				INACTIVE - INJURY				
12/30	CHICAGO				INACTIVE - INJURY				
1/6	DALLAS				INACTIVE - INJURY				
SEASON TOTALS		34	19	539	0/0	2/29	15	0/0	0

2000

Date	Opponent	I	AT	Sack/		INT	PD	FF	FR
				TOT	YDS				
9/9	at Green Bay	4	1	5	0/0	0/0	0	0/0	0
9/3	at New Orleans	3	1	4	0/0	0/0	1	0/0	0
9/10	WASHINGTON	4	0	4	0/0	1/0	1	0/0	0
9/17	TAMPA BAY	1	0	1	0/0	0/0	0	0/0	0
9/24	at Chicago				INACTIVE - INJURY				
10/1	MINNESOTA	3	0	3	0/0	0/0	0	0/0	0
10/8	GREEN BAY	7	0	7	0/0	1/0	1	0/0	0
10/19	at Tampa Bay	9	2	11	0/0	0/0	1	0/0	0
10/29	at Indianapolis	2	2	4	0/0	0/0	0	1/0	0
11/5	MIAMI	7	0	7	0/0	0/0	0	0/0	0
11/12	ATLANTA	4	1	5	0/0	0/0	0	0/0	0
11/19	at N.Y. Giants	4	1	5	0/0	0/0	2	0/0	0
11/23	NEW ENGLAND	5	0	5	0/0	0/0	2	0/0	0
11/30	at Minnesota	0	0	0	0/0	0/0	1	0/0	0
12/10	at Green Bay	2	0	2	0/0	0/0	1	0/0	0
12/17	at N.Y. Jets	3	0	3	0/0	0/0	2	0/0	0
12/24	CHICAGO	3	0	3	0/0	0/0	0	0/0	0
SEASON TOTALS		57	7	64	0/0	2/0	12	1/0	0

1999

Date	Opponent	I	AT	Sack/		INT	PD	FF	FR
				TOT	YDS				
9/12	at Seattle	5	0	5	0/0	0/0	0	0/0	0
9/19	GREEN BAY	2	3	5	0/0	0/0	0	0/0	0
9/26	at Kansas City	3	0	3	0/0	0/0	0	0/0	0
10/10	SAN DIEGO	5	2	7	0/0	0/0	2	0/0	0



FAIR'S GAME-BY-GAME STATISTICS (cont.)

10/17	MINNESOTA	4	0	0	0/0	2/43	0	0/0	0
10/24	at Carolina	5	1	6	0/0	0/0	1	0/0	0
10/31	TAMPA BAY	9	2	11	0/0	0/0	2	0/1	0
11/7	ST. LOUIS	5	0	5	0/0	1/6	3	0/0	0
11/14	at Arizona	4	0	4	0/0	0/0	0	1/0	0
11/21	at Green Bay	5	0	5	0/0	0/0	2	0/0	0
11/25	CHICAGO	5	0	5	0/0	0/0	1	0/0	0
12/5	WASHINGTON	INACTIVE - INJURY							
12/12	at Tampa Bay	INACTIVE - INJURY							
12/19	at Chicago	RESERVE - NON-FOOTBALL INJURY							
12/25	DENVER	RESERVE - NON-FOOTBALL INJURY							
1/2	at Minnesota	RESERVE - NON-FOOTBALL INJURY							
SEASON TOTALS		52	8	60	0/0	3/49	11	1/1	0

1998

Date	Opponent	Sack/							
		I	AT	TOT	YDS	INT	PD	FF	FR
9/6	at Green Bay	2	1	3	0/0	0/0	0	0	0
9/13	CINCINNATI	3	0	3	0/0	0/0	0	0	0
9/20	at Minnesota	2	0	2	0/0	0/0	1	0	0
9/28	TAMPA BAY	1	1	2	0/0	0/0	0	0	0
10/4	at Chicago	INACTIVE - INJURY							
10/15	GREEN BAY	4	1	5	0/0	0/0	0	0	0
10/25	MINNESOTA	2	2	4	0/0	0/0	2	0	0
11/1	ARIZONA	2	1	3	0/0	0/0	0	0	0
11/8	at Philadelphia	1	2	3	0/0	0/0	1	0	0
11/15	CHICAGO	5	2	7	1/1	0/0	0	0	0
11/22	at Tampa Bay	3	3	6	0/0	0/0	1	0	0
11/26	PITTSBURGH	4	1	5	0/0	0/0	1	0	0
12/6	at Jacksonville	4	1	5	0/0	0/0	0	0	0
12/14	at San Francisco	6	1	7	0/0	0/0	0	0	0
12/20	ATLANTA	2	1	3	0/0	0/0	0	0	0
12/27	at Baltimore	INACTIVE - INJURY							
SEASON TOTALS		40	18	58	1/1	0/0	6	0	0

FAIR'S CAREER STATISTICS

TACKLES								INTERCEPTIONS			
	Solo	AT	Tot.	Sp.T.	Sacks	FF	FR	No.	Yds.	Avg.	LG TD
1998 Detroit (NFC)	40	18	59	0	1.0	0	0	1998 Detroit (NFC)	0	0	0.0 -- 0
1999 Detroit (NFC)	52	8	60	0	0.0	1	1	1999 Detroit (NFC)	3	49	16.3 41t 1
2000 Detroit (NFC)	57	7	64	0	0.0	1	0	2000 Detroit (NFC)	2	0	0.0 -- 0
2001 Detroit (NFC)	34	19	54	0	0.0	0	0	2001 Detroit (NFC)	2	29	14.5 26t 1
2002 Carolina (NFC)	0	0	0	0	0.0	0	0	2002 Carolina (NFC)	0	0	0.0 -- 0
2003	DNP							2003	DNP		
NFL Totals (4 years)	183	52	235	0	1.0	2	1	NFL Totals (4 years)	7	78	11.1 41t 2
PUNT RETURNS								KICKOFF RETURNS			
	No.	FC	Yds.	Avg.	LG	TD		No.	Yds.	Avg.	LG TD
1998 Detroit (NFC)	30	15	189	6.3	23	0	1998 Detroit (NFC)	51	1,428	28.0	105t 2
1999 Detroit (NFC)	11	4	97	8.8	36	0	1999 Detroit (NFC)	34	752	22.1	91 0
2000 Detroit (NFC)	2	0	15	7.5	11	0	2000 Detroit (NFC)	6	149	24.8	31 0
2001 Detroit (NFC)	4	2	37	9.3	21	0	2001 Detroit (NFC)	10	186	18.6	32 0
2002 Carolina (NFC)	0	0	0	0.0	—	0	2002 Carolina (NFC)	0	0	0.0	— 0
2003	DNP						2003	DNP			
NFL Totals (4 years)	47	21	338	7.2	36	0	NFL Totals (4 years)	101	2,583	25.8	105t 2



66 ALAN FANECA

GUARD



HEIGHT—6-5

WEIGHT—307

COLLEGE—Louisiana State

BIRTHDATE—December 7, 1976

BIRTHPLACE—New Orleans, La.

HOW ACQUIRED—D1-'98 (26th overall)

NFL EXPERIENCE—7th Year

GAMES PLAYED-STARTED/POSTSEASON—'98 (16-12/0-0), '99 (15-14/0-0), '00 (16-16/0-0), '01 (15-15/2-2), '02 (16-16/2-2), '03 (16-16/0-0)

CAREER TOTALS: 94-89 (4-4)

PRO: Has developed into an All-Pro performer for the Steelers since being inserted into the starting lineup midway through his rookie season...earned his third consecutive trip to the 2004 Pro Bowl...was named a starter to the squad for the third straight year (2002-2004)...also earned 2003 second-team All-Pro honors from Associated Press...has started in 32 consecutive regular-season games and 89 of 94 career regular-season contests...signed a five-year contract extension June 10, 2002, to keep him under contract with the Steelers through 2007.

2003: Proved his versatility by starting in nine games at left tackle due to injuries...helped the offense compile more than 300 total yardage in season-opener versus Baltimore (9/7)...landed a crushing block on Baltimore's All-Pro linebacker Ray Lewis...was punishing in helping the Steelers' produce their best running attack of the season at Cincinnati (9/21)...had at least two bruising, highlight-tape blocks against Cincinnati defenders...started the first game of his pro career at left tackle instead of left guard at Denver (10/12) because of the injury to Marvel Smith...played admirably...returned to left guard for the first time in six games at Cleveland (11/23)...started at left guard versus Cincinnati (11/30) but moved to left tackle early in the second quarter when Marvel Smith aggravated his neck injury...started at left tackle for the fifth time versus Oakland (12/7) and helped pave the way for the Steelers' first 100-yard rusher and no-sack performance...started his seventh game at left tackle in season-finale versus San Diego (12/21)...helped pave the way for Jerome Bettis' season-high 115 yards rushing and the team's 181 rushing yards. **2002:** Started all 16 regular-season games and both postseason contests...was named to *Pro Football Weekly's* All-NFL and All-AFC team...also selected to the *USA Today Sports Weekly's* All-Pro team...started his 64th regular-season game as a Steeler in season-opener at New England (9/9)...started his 65th game versus Oakland (9/15)...made

CAREER HIGHLIGHTS

- ◆ 2004 Pro Bowl Starter
- ◆ 2003 Second-Team AP All-Pro
- ◆ 2003 Pro Bowl Starter
- ◆ 2002 All-Pro
- ◆ 2002 Pro Bowl Starter
- ◆ 2001 All-Pro
- ◆ 1998 All-Rookie Honors
- ◆ 1998 Joe Greene Award (Top Rookie)
- ◆ 1998 First-Round Draft Pick (26th overall)



his 66th start versus Cleveland (9/29)...recovered a fumble at the Steelers goal line that preserved a field-goal scoring opportunity...started his 67th game at New Orleans (10/6)...left the game temporarily to have stitches placed on his forehead...helped pave the way for the offense's season-high 211-yard rushing performance and Jerome Bettis' first 100-yard effort of the season at Cincinnati (10/13)...helped pave the way for Amos Zereoue's first career 100-yard game, the second for a Steeler in the season...performed superbly in helping the offense amass 645 yards in total offense versus Atlanta (11/10)...helped pave the way for a second consecutive 100-yard performer...helped pave the way for the Steelers' second 200-plus yards rushing performance at Jacksonville (12/1)...made his 79th start as a Steeler in regular-season finale versus Baltimore (12/29)...helped pave the way for the Amos Zereoue's third 100-yard performance and the team's fourth of the season...started both postseason games. **2001:** Had his best season in 2001 and the rest of the NFL took notice...was named a starter to the 2002 Pro Bowl, his first selection to the squad, and also was named All-Pro by the Associated Press...earned several other postseason honors, including All-Pro by *The Sporting News*, *Sports Illustrated* and *Football Digest*, and was named to *Pro Football Weekly's* All-NFL team...had offseason surgery on his (right) wrist (1/29/01) and missed some playing time during the preseason...did not dress for the Steelers first preseason game at Atlanta because of the surgery...started his 30th consecutive game at Jacksonville (9/9)...helped pave the way for Jerome Bettis' 47th career 100-yard game...made his 31st consecutive start versus Cincinnati (10/7)...helped pave the way for Jerome Bettis' 48th career 100-yard game (his 37th as a Steeler)...made his 32nd consecutive start at Kansas City (10/14)...played a key role in Steelers second-straight 200-yard rushing effort that produced Jerome Bettis' third straight 100-yard game...was instrumental in the Steelers' third straight 200-yard rushing performance at Tampa Bay (10/21) that produced a fourth-straight 100-yard effort by Jerome Bettis...made his 35th straight start at Cleveland (11/11) and was instrumental in the Steelers' fourth 200-yard rushing performance of the season and Jerome Bettis' fifth 100-yard game...had his string of 42 consecutive starts end versus Cleveland (1/6/02) when he was deactivated to rest a sore shoulder...started his first postseason game in AFC Playoff game versus Baltimore (1/20)...started at left guard in AFC Championship game versus New England (1/27). **2000:** Had his best season in 2000...helped the offense finish as the fourth-best rushing team in the NFL, one of only 10 teams to compile more than 2,000 yards rushing...started all 16 games, extending his streak to 28 straight...made his 13th consecutive start, dating back to Oct. 10, 1999 at Buffalo, versus Baltimore (9/3)...helped pave the way for Jerome Bettis' first 100-yard game of the season and the team's 58th under Bill Cowher at Cleveland (9/17)...helped the team compile its most rushing yards (209) since the 1999 season opener at Cleveland...earned his 17th consecutive start at left guard at N.Y. Jets (10/8)...was instrumental in Steelers' potent rushing attack that produced a 100-yard performance by Jerome Bettis...helped pave the way for Bettis' third consecutive—and fourth of the season—100-yard game versus Cleveland (10/22)...earned his 22nd consecutive start versus Philadelphia (11/12)...helped pave the way for Jerome Bettis' fifth 100-yard rushing performance...earned his 25th consecutive start vs. Oakland (12/3)...helped pave the way for Jerome Bettis' sixth 100-yard rushing performance of the season...started the final three games of the season, giving him 28 consecutive starts. **1999:** Was having a terrific season debut at Cleveland (9/12) before leaving the game at halftime, after suffering a left ankle injury late in the second quarter...played



the rest of the first half after sustaining the injury but did not play during the second half...returned from his ankle injury suffered in the season-opener but was replaced in the second half by Roger Duffy at Baltimore (9/19)...started his third game of the season versus Seattle (9/26)...sat out most of the second half because of a lingering ankle injury...was deactivated Sunday for the Jacksonville game (10/3) because of his ankle injury...returned to active duty but did not start at Buffalo (10/10)...injured his other (right) ankle in the third quarter, forcing him from the game...seemingly recovered from his ankle injuries and had one of his best games at Cincinnati (10/17)...helped pave the way for Jerome Bettis' first 100-yard game of the season...returned to the starting lineup at left guard in the Monday Night game versus Atlanta (10/25)...helped pave the way for Jerome Bettis' season-high 137 yards rushing and the Steelers second-highest rushing performance of the season (211 yards) versus Carolina (12/26)...made his 14th start of the season and 12th consecutive versus Tennessee (1/2). **1998:** Earned All-Rookie honors from *College & Pro Football Weekly* and *Football News*...saw limited action at offensive guard in the season-opener at Baltimore (9/6)...dressed but saw limited action versus Chicago (9/13)...made his most significant appearance to that part of the early season at Miami (9/20)...entered the game on the second offensive series at left guard...logged increased playing time versus Seattle (9/27), especially after the injuries to Will Wolford and Jim Sweeney...made his first career start in the NFL at Cincinnati (10/11)...helped offense compile 386 total yards, its most yardage of the season (257rushing/129 passing)...helped pave the way for another 100-yard rushing performance by Jerome Bettis, the Steelers' fourth 100-yard rushing effort of the season, in the Monday Night game at Kansas City (10/26)...helped pave the way for the Steelers' fifth 100-yard individual rushing performance in the Monday Night game versus Green Bay (11/9)...helped the offense produce one of its most efficient games, compiling 329 total yards without any sacks in the Jacksonville game (11/22)...helped lead Jerome Bettis to his highest rushing total of the season (139 yards) and his sixth 100-yard game of the year in the season-finale at Jacksonville (12/28)...was instrumental in helping the team produce its second-highest rushing total of the year (205 yards).


COLLEGE: Started last 36 games of college career...chosen as 1997 All-American first-team selection by the Associated Press, Football Writers Association, *Football News*, *The Sporting News* and Walter Camp...was an All-Southeastern Conference first-team choice...was one of three finalists for the Outland Trophy...started every game at right guard...helped the team average 410.6 yards-per-game...allowed only one sack during final college season...compiled 210 career pancake blocks...was a 1996 All-American second-team choice by *Football News*...was an All-SEC first-team selection...allowed only one sack as a sophomore...was selected as the SEC Freshman of the Year by the *Knoxville News-Sentinel* in 1995...redshirted in 1994...returned to school and graduated May 1999 with a degree in management entrepreneurship.

PERSONAL: Married to Julie Kuchta Faneca...was an All-Greater Houston, *Orlando Sentinel* All-South & Houston Touchdown Club Player of the Year as an offensive lineman at Lamar Consolidated (Tex.) High in his senior year...lettered in track, competing in the discuss...attended John Curtis (New Orleans, La.) before playing at Lamar...is one of two children of Liane and Alan Faneca...Full name: Alan Joseph Faneca Jr.



51 JAMES FARRIOR

LINEBACKER



(pronounced FAIR er)

HEIGHT—6-2

WEIGHT—243

COLLEGE—Virginia

BIRTHDATE—January 6, 1975

BIRTHPLACE—Ettrick, Va.

HOW ACQUIRED—UFA '02 (April 8, 2002 from N.Y. Jets)

NFL EXPERIENCE—8th Year

GAMES PLAYED-STARTED/POSTSEASON—'97 (16-15/0-0), '98 (12-2/2-0), '99 (16-4/0-0), '00 (16-5/0-0), '01 (16-16/0-0), '02 (14-14/2-1), '03 (16-16/0-0)

CAREER TOTALS: 106-72 (4-1)

STEELERS TOTALS: 30-30 (2-1)

PRO: Was a key acquisition for the Steelers prior to start of the 2002 season...signed a three-year contract April 8, 2002...is a former number-one draft pick...has been a valuable contributor on special teams during his career. **2003:** Led the team in tackles with 127 total stops, including a team-high 106 solo tackles...also was credited with one interception, seven passes defended, a forced and a recovered fumble, and five special-teams stops...had a huge game, registering 11 total tackles (nine solos) versus Baltimore (9/7)...also had one pass defended...recorded his first interception as a Steeler at Kansas City (9/14) that led to a Steelers' TD in the first quarter...returned it nine yards...finished with four total tackles (all solos)...also was credited with one solo special-teams tackle...led the team with six total tackles (five solos) at Cincinnati (9/21)...also had one special-teams solo tackle...logged 44 defensive snaps...played 32 defensive snaps versus Tennessee (9/28)...played 52 defensive snaps versus Cleveland (10/5)...led the team with nine total tackles (eight solos) at Denver (10/12)...had an opportunity to recover a fumble—and possibly return it for a score—deep in Denver territory in the third quarter with the team trailing by a point...was credited with a caused fumble (recovered by Mike Logan) and a quarterback hurry/pressure...logged 47 defensive snaps...led the team for the second consecutive week with 12 total tackles (10 solos) versus St. Louis (10/26)...also had one pass defense...played 79 defensive snaps...played all 62 defensive plays at Seattle (11/2)...had another solid day versus Arizona (11/9)...finished with six total tackles (five solos)...also was credited with a quarterback hurry/pressure and two passes defended...led the team with 11 total tackles (nine solos) at San Francisco (11/17)...had another big day at Cleveland (11/23), leading the team in tackles and also recovering a fumble...finished with 14 total tackles (10 solos)...also had two tackles for loss of one yard and one quarterback hurry/pressure...logged all 77 defensive snaps...led the team with nine total tackles (six solos in season-finale at Baltimore (12/28)...also was credited with one special-teams assist...logged all 63 defensive plays. **2002:** Finished fifth on the team with 81 total tackles, including 63 solo

CAREER HIGHLIGHTS

- ◆ 2003 Led Team in Tackles (127 total)
- ◆ 1997 First-Round Draft Pick (8th Overall)



tackles, which ranked third on the team...also had three passes defended and one fumble recovery...registered four solo stops on special teams...made his Steelers debut as a starting inside linebacker in season-opener at New England (9/9)...logged 48 defensive plays...finished with eight total tackles (seven solos), his most of the early season...also had one quarterback hit/pressure and a pass defended...played 43 defensive snaps at New Orleans (10/6)...finished with seven total tackles (four solos)...also had one pass defense and two solo special-teams tackles...logged 28 defensive plays at Cincinnati (10/13)...finished with four total tackles (three solos), two for losses totaling five yards...had another big game versus Indianapolis (10/21)...tied Aaron Smith for team lead with nine total tackles (eight solos)...logged 39 defensive plays...finished with nine total tackles (six solos) at Baltimore (10/27)...also was credited with one pass defended...recorded two solo tackles at Cleveland (11/3)...played 18 defensive snaps...blocked the potential game-winning 56-yard field goal attempt by Jay Feely versus Atlanta (11/10)...finished with five total tackles (four solos)...also recovered a fumble forced by Dewayne Washington...logged 50 defensive plays...played 37 defensive snaps at Tennessee (11/17) before suffering a knee injury...was credited with eight total tackles (six solos)...was inactive because of his knee injury versus Cincinnati (11/24)...returned to the starting lineup after missing one game with his knee injury at Jacksonville (12/1)...finished with six total tackles (five solos)...played 28 defensive snaps...had one of his most productive days as a Steeler versus Houston (12/8), registering five solo tackles...was credited with 4½ tackles for losses totaling six yards...played 36 defensive snaps...finished with three solo tackles versus Carolina (12/15)...played 34 defensive snaps...recorded one assist before leaving the game with a shoulder injury at Tampa Bay (12/23)...was deactivated in the regular season-finale versus Baltimore (12/29) to rest his ailing sternum...finished with three solo tackles versus Cleveland (1/5)...also was credited with a sack for five yards...finished with 10 total tackles (seven solos) at Tennessee (1/11)...also was credited with two passes defended. **2001:** Finished the season with 181 total tackles (116 solos)...started all 16 games for the first time in his career...also was credited with one sack for eight yards, nine pass defenses and three forced fumbles...had a team-high 11 tackles in the Jets' thrilling 24-22 win at the Oakland Raiders (1/6/02)...had 11 tackles versus Buffalo (12/30)...was active in all phases of the game at Indianapolis (12/23)...tied for second on the team in tackles with fellow LB Mo Lewis (9) and also registered one pass defense...led the team in tackles with 13 stops versus Cincinnati (12/16) and made a huge play late in the fourth quarter with the Jets holding onto a 15-14 lead when he snared a Jon Kitna pass intended for WR Peter Warrick at the Jets' 48 and returned the ball 37 yards...had 10 tackles and two pass defenses at Pittsburgh (12/9), the second highest on the team...registered 10 tackles and helped the Jets limit the Patriots to 264 yards of offense versus New England (12/2)...had 12 tackles at Miami (11/18)...was a key member of a defense that created five takeaways and shut out the Dolphins in Miami for the first time since 1970...also credited with one pass defense...had a team-high 12 tackles in the team's 27-7 dominating win versus Kansas City (11/11)...also was credited with one QB pressure...was strong in all facets of the game at New Orleans (11/4), registering six tackles and a key third-down sack in the fourth quarter on a blitz...added another hit on the quarterback...was instrumental in the defense surrendering only 58 yards rushing on 19 carries to RB Rickey Williams...collected 10 tackles versus St. Louis (10/21)...had 12 tackles versus Miami (10/14) and was instrumental in keeping RB Lamar Smith in check



(22-54-2.3 avg.)...had a monstrous game at Buffalo (10/7), registering a team-high 18 tackles and two forced fumbles, the first occurred in the third quarter when he tackled FB Larry Centers after a one-yard gain and was picked up by Mo Lewis and returned 15 yards for a TD...also stripped RB Travis Henry of the ball at the Jets' 41 in the third quarter that was recovered by Buffalo...also had three passes defended...had a team-high 10 tackles versus San Francisco (10/1) and forced a fumble at the beginning of the third quarter when he stripped TE Eric Johnson of the ball at the 49ers' 41 that was recovered by Jets DT Tom Barndt...produced perhaps his finest day as a professional at New England (9/23) when he tied Victor Green for the team lead in tackles (13)...added a tackle for a loss and recorded his second career interception...picked off a Drew Bledsoe pass intended for WR Charles Johnson in the Jets' end zone on a third-and-seven from the Jets' eight-yard line in the fourth quarter and with the Jets leading, 10-3...returned the ball from three yards deep in the end zone out to the NYJ 44-yard line...had 10 tackles in the season opener versus Indianapolis (9/9). **2000:** Played in all 16 games, making 5 starts at ROLB, platooning with Roman Phifer...credited with 56 tackles (5th on the team), five passes defended, one forced fumble, one interception and one sack...helped the Jets defense limit the Ravens to 142 yards of total offense and five first downs in season finale at BAL...had four tackles on the afternoon as a starter in the team's 17-10 win over the Bears in game 12 and helped the defense limit the Bears to 233 yards of total offense... helped the Jets limit Miami to 200 yards of total offense (117 passing and 83 rushing)...made a big play when he tackled RB Lamar Smith for a six-yard loss on a third-and-one in the first quarter...was second on the team in tackles with seven stops in game 10 at Indianapolis and forced a Jim Finn fumble at the Jets' goal-line in the first half...started at ROLB his and nine tackles were second most on the team in Game 9 vs. Denver and recorded his first career interception on a pass intended for TE Dwayne Carswell that he made a diving INT on...started and played one of his best games in a Jets uniform, registering five tackles and sacking Drew Bledsoe for a six-yard loss in Game 2 vs. New England **1999:** Played in all 16 games, making four starts, and splitting time with Phifer at the ROLB spot...registered 38 tackles, two sacks, two passes defended and one forced fumble...also had seven special teams tackles and played on numerous special teams units...had 2 tackles and did a nice job of generating pressure on Jon Kitna throughout the day in the team's 19-9 win over the Seahawks in the season finale...started at ROLB in game 15 at DAL in the team's 22-21 win over the Cowboys and had four tackles...had a season-high five tackles and sacked Dan Marino for a nine-yard loss in Game 13 vs. Miami...recorded his first sack of the season in Game 8 win over ARZ, dropping Dave Brown for an eight-yard loss which came on the Cardinals last possession of game and deep in their own territory...split time with Phifer in Game 4 at Denver and chipped in with two special teams stops...had three tackles, one pass defended, one special teams outing in Game 3 vs. Washington...started the first three games of the season at ROLB. **1998:** Played in 12 games with two starts and registered 27 tackles and a fumble...posted two tackles on defense, one sack and two special teams tackles in the AFC Championship Game at Denver...had one special teams tackle in the AFC Divisional Playoff game vs. Jacksonville...had one fumble recovery and played on special teams in Game 13 vs. Seattle...saw the most extensive action since his injury in Game 10 at Indianapolis when he had four tackles...even saw some time as the SS in the dime package in Game 9 vs. Buffalo and had two solo tackles...returned to the starting lineup in Game 6 at New England...was inactive for



Games 2-5...had six solo tackles and one PD in the opener at San Francisco but midway through the third quarter suffered a sprained right knee and did not return to action. **1997:** Enjoyed a steady, productive rookie campaign in the team's 3-4 defense...racked up 71 tackles, 1½ sacks, one forced fumble and one pass defended...was a big factor in all aspects of the defense in Game 15 vs. Tampa Bay when he had four tackles and teamed up with fellow LB Mo Lewis to sack Trent Dilfer...teamed with DB Corwin Brown to force a fumble and registered six tackles in game 12 vs. Minnesota ...had a big day in Game 9 OT win vs. Baltimore when he had eight tackles and helped to keep RB Bam Morris in check...sliced through blocks and hauled down Morris on a crucial third-and-one situation for a two-yard loss...led the team with a career-high 10 tackles in Game 3 at New England...also tackled Buffalo P Chris Mohr for a nine-yard loss when he muffed the snap in Game 2...made his starting debut in Game 2 vs. Buffalo at ROLB (weak-side) in the Jets' 3-4 defense and had three tackles...was the eighth player selected overall in the 1997 draft (1st LB)...Jets traded their first-round pick (1st overall) to St. Louis for its first (sixth overall), third, fourth and seventh-round picks...Jets then traded #6 overall pick to TB and obtained their first-round pick (#8 overall) and its fourth-round pick.

COLLEGE: Was a three-year starter and four-year letterman for the Cavaliers...ranked third on Virginia's all-time tackle chart with 381 stops at the time of his departure...earned All-ACC first-team honors as a senior while registering 107 tackles, 13 tackles for a loss, seven PD, 6½ sacks, two sacks from the LOLB spot...had a 55-yard INT return for a TD in win over Central Michigan...had 18-tackle game in win over UNC...as a junior he earned all-ACC second-team honors after he started every game at LOLB and led the team in tackles (122 stops)...also had half sack, nine PD and an INT...earned all-ACC honorable mention as a sophomore when he started every game at LOLB and finished second on the team in tackles (100), one sack, a blocked punt, four INT and six PD...appeared in 10 games as a freshman and had 52 tackles, placing him seventh on the team, despite not starting any games...earned ACC Newcomer of the Week honors when he came off the bench to register 18 tackles vs. Ohio...had seven tackles and a FR vs. Boston College in the Carquest Bowl.

PERSONAL: Single...majored in psychology...was a *Parade* All-America selection and named Virginia's Group AA co-Offensive Player of the Year as senior at Matoaca H.S. in his hometown and birthplace of Ettrick, VA...also selected first-team All-Conference at both FB and LB...also earned All-Metro and All-State honors...was *The Richmond Times-Dispatch's* co-Player of the Year after posting 78 tackles, 11 sacks, 5 blocked kicks, 4 forced fumbles and 2 interceptions...rushed the ball 105 times for 1,006-9.6 avg., 22 TD and 19-340-17.9 avg., 4 TD receiving as a senior fullback...earned All-Metro, district and region honors as a junior when he had 86 tackles on defense and 110-872-8.7 avg.-10 TD rushing and 23-563-24.5 avg.-6 TD receiving...lettered three times in football, track and basketball...nicknamed "Potsie" by his parents, Rebecca and James Farrior, because he had a pot-belly as a child and because of the popularity of the sit-com "Happy Days"...Full name: James Farrior.



FARRIOR'S GAME-BY-GAME STATISTICS

2003

Date	Opponent	T	AT	Sack/		INT	PD	FF	FR
				TOT	YDS				
9/7	BALTIMORE	9	2	11	0.0/0	0/0	1	0	0
9/14	at Kansas City	4	0	4	0.0/0	1/9	0	0	0
9/21	at Cincinnati	5	1	6	0.0/0	0/0	0	0	0
9/28	TENNESSEE	6	0	6	0.0/0	0/0	0	0	0
10/5	CLEVELAND	7	1	8	0.0/0	0/0	0	0	0
10/12	at Denver	8	1	9	0.0/0	0/0	0	1	0
10/26	ST. LOUIS	10	2	12	0.0/0	0/0	1	0	0
11/2	at Seattle	3	1	4	0.0/0	0/0	0	0	0
11/9	ARIZONA	5	1	6	0.0/0	0/0	2	0	0
11/17	at San Francisco	9	2	11	0.0/0	0/0	0	0	0
11/23	at Cleveland	10	4	14	0.0/0	0/0	0	0	1
11/30	CINCINNATI	4	2	6	0.0/0	0/0	1	0	0
12/7	OAKLAND	6	0	6	0.0/0	0/0	2	0	0
12/14	at N.Y. Jets	6	1	7	0.0/0	0/0	0	0	0
12/21	SAN DIEGO	8	0	8	0.0/0	0/0	0	0	0
12/28	at Baltimore	6	3	9	0.0/0	0/0	0	0	0
SEASON TOTALS		106	21	127	0.0/0	1/3	7	1	1

2002

Date	Opponent	T	AT	Sack/		INT	PD	FF	FR
				TOT	YDS				
9/9	at New England	7	2	9	0.0/0	0/0	0	0	0
9/15	Oakland	5	0	5	0.0/0	0/0	0	0	0
9/29	Cleveland	7	1	8	0.0/0	0/0	0	0	1
10/6	at New Orleans	4	3	7	0.0/0	0/0	1	0	0
10/13	at Cincinnati	3	1	4	0.0/0	0/0	0	0	0
10/21	INDIANAPOLIS	8	1	9	0.0/0	0/0	0	0	0
10/27	at Baltimore	6	3	9	0.0/0	0/0	1	0	0
11/3	at Cleveland	2	0	2	0.0/0	0/0	0	0	0
11/10	ATLANTA	4	1	5	0.0/0	0/0	0	0	1
11/17	at Tennessee	6	2	8	0.0/0	0/0	0	0	0
11/24	CINCINNATI			INACTIVE					
12/1	at Jacksonville	5	1	6	0.0/0	0/0	0	0	0
12/8	HOUSTON	5	0	5	0.0/0	0/0	0	0	0
12/15	CAROLINA	1	2	3	0.0/0	0/0	0	0	0
12/23	at Tampa Bay	0	1	1	0.0/0	0/0	0	0	0
12/29	BALTIMORE			INACTIVE					
SEASON TOTALS		63	18	81	0.0/0	0/0	2	0	2

POSTSEASON

1/5	CLEVELAND	3	0	3	1.0/5	0/0	0	0	0
1/11	at Tennessee	7	3	10	0.0/0	0/0	2	0	0
POSTSEASON TOTALS		10	3	13	1.0/5	0/0	2	0	0



2001

Date	Opponent	T	AT	TOT	Sack/		PD	FF	FR
					YDS	INT			
9/9	INDIANAPOLIS	8	2	10	0.0/0	0-0	0	0	0
9/23	at New England	11	2	13	0.0/0	1-47	0	0	0
10/1	SAN FRANCISCO	8	5	13	0.0/0	0-0	0	1	0
10/7	at Buffalo	12	4	16	0.0/0	0-0	1	2	0
10/14	MIAMI	5	7	12	0.0/0	0-0	3	0	0
10/21	ST. LOUIS	6	4	10	0.0/0	0-0	0	0	0
10/28	at Carolina	7	0	7	0.0/0	0-0	0	0	0
11/4	at New Orleans	4	2	6	1.0/8	0-0	0	0	0
11/11	KANSAS CITY	10	2	12	0.0/0	0-0	0	0	0
11/18	at Miami	6	6	12	0.0/0	0-0	1	0	0
12/2	NEW ENGLAND	4	6	10	0.0/0	0-0	0	0	0
12/9	at Pittsburgh	6	4	10	0.0/0	0-0	2	0	0
12/16	CINCINNATI	8	5	13	0.0/0	1-37	1	0	0
12/23	at Indianapolis	3	6	9	0.0/0	0-0	1	0	0
12/30	BUFFALO	8	3	11	0.0/0	0-0	0	0	0
1/6/02	at Oakland	10	1	11	0.0/0	0-0	0	0	0
SEASON TOTALS		116	65	181	1.0/8	2-84	9	3	0

FARRION'S CAREER STATISTICS

Regular Season

TACKLES	Solo	AT	Tot.	Sp.T.	Sacks	FF	FR	INTERCEPTIONS	No.	Yds.	Avg.	LG	TD
1997 N.Y. Jets (AFC)	53	18	71	6	1.5	1	0	1997 N.Y. Jets (AFC)	0	0	0.0	—	0
1998 N.Y. Jets (AFC)	17	10	27	1	0.0	0	1	1998 N.Y. Jets (AFC)	0	0	0.0	—	0
1999 N.Y. Jets (AFC)	30	8	38	7	2.0	1	0	1999 N.Y. Jets (AFC)	0	0	0.0	—	0
2000 N.Y. Jets (AFC)	46	10	56	2	1.0	1	0	2000 N.Y. Jets (AFC)	1	0	0.0	—	0
2001 N.Y. Jets (AFC)	116	65	181	5	1.0	3	0	2001 N.Y. Jets (AFC)	2	84	42.0	47	0
2002 Pittsburgh (AFC)	63	18	81	3	0.0	0	2	2002 Pittsburgh (AFC)	0	0	0.0	—	0
2003 Pittsburgh (AFC)	106	21	127	2	0.0	1	1	2003 Pittsburgh (AFC)	1	9	9.0	9	0
NFL Totals (7 years)	431	149	580	21	5.5	7	4	NFL Totals (7 years)	3	84	28.0	47	0
Steelers Totals (2 years)	169	37	208	5	0.0	1	3	Steelers Totals (2 years)	1	9	9.0	9	0


Postseason

TACKLES	Solo	AT	Tot.	Sp.T.	Sacks	FF	FR
1998 N.Y. Jets (AFC)	2	0	2	3	1.0	0	0
2002 Pittsburgh (AFC)	10	3	13	0	1.0	0	0
NFL Totals (2 years)	12	3	15	3	2.0	0	0
Steelers Totals (1 year)	10	3	13	0	1.0	0	0



50 LARRY FOOTE

LINEBACKER



HEIGHT—6-0

WEIGHT—239

COLLEGE—Michigan

BIRTHDATE—June 12, 1980

BIRTHPLACE—Detroit, Mich.

HOW ACQUIRED—D4-'02 (#30, 128)

NFL EXPERIENCE—3rd Year

GAMES PLAYED-STARTED/POSTSEASON—'02 (14-3/2-0), '03 (16-0/0-0)

CAREER TOTALS: 30-3 (2-0)

PRO: Was one of seven 2002 draft choices to make the final roster...has proven to be a quality backup and special-teams player the past two years...filled in admirably as a rookie in 2002 for Kendrell Bell who had been hampered much of the season by injuries. **2003:** Finished with 12 special-teams tackles (six solos)...played 15 defensive snaps versus Baltimore (9/7)...made a key block on Antwaan Randle El's punt return for a TD versus Arizona (11/9)...finished with two special-teams tackles (one assist). **2002:** Finished with 19 total tackles (16 solo stops)...also was credited with three special-teams tackles and also a special-teams fumble recovery...accumulated considerable playing time in season-opener at New England in place of Kendrell Bell who was lost early in the game after aggravating his ankle injury...logged 38 defensive plays...finished with three solo tackles...made his first pro start versus Oakland (9/15) at inside linebacker for the injured Kendrell Bell...played 45 defensive snaps...finished with three total tackles (two solos)...earned a second start for the injured Kendrell Bell versus Cleveland (9/29)...logged 37 defensive plays...finished with four total tackles (three solos)...started his third straight game for Kendrell Bell at New Orleans (10/6)...played 30 defensive snaps...was credited with four solo tackles...made his fourth straight start at inside linebacker at Cincinnati (10/13)...logged 26 defensive plays...finished with two total tackles...saw all his playing time on special teams at Baltimore (10/27)...registered one special-teams tackle versus Atlanta (11/10)...was inactive due to a calf injury at Tennessee (11/17)...was deactivated because of his knee injury versus Cincinnati (11/24)...was credited with one special-teams assist versus Carolina (12/15)...recovered a fumble on Chester Taylor's muffed kickoff that led to the Steelers eventual game-winning field goal versus Baltimore...was credited with one solo special-teams tackle...saw limited action when Kendrell Bell aggravated his ankle injury near the end of the game in Wild Card game versus Cleveland (1/5)...filled in admirably for injured Kendrell Bell in Divisional Playoff at Tennessee (1/11)...tied Lee Flowers for team honors with 11 total tackles (seven solos).

COLLEGE: Started 28 of 48 games he appeared in for the Wolverines...finished career with 212 tackles (145 solos), 11 sacks for minus-81 yards and 44 stops for losses of 155 yards...ranked fourth in school history in stops behind the line of



scrimmage...intercepted three passes and deflected 18 others...was a first-team All-American selection by *Football News* and a second-team selection by *The Sporting News* as a senior...was a consensus All-Big Ten Conference first-team and Defensive Player of the Year...received the Roger Zatkoff Award, given to the team's top linebacker...was an All-Big Ten Conference first-team choice by the league's coaches as a junior...earned second-team honors from the media...played in every game during his freshman and sophomore seasons...majored in physical education in the division of kinesiology.

PERSONAL: Attended Pershing High School in Detroit, Mich....was a *PrepStar Magazine* High School All-American selection...added All-State honors as a senior...rated as the No. 2 player on the *Detroit Free Press* "Fab 50" list...recorded 377 tackles with 39 sacks, 52 stops behind the line of scrimmage and scored 18 defensive touchdowns during his career...also caught 72 passes for 998 yards and 22 scores...competed as a strong safety, tight end and linebacker...is the son of Leslie Matthews and Larry Foote Sr...Full name: Lawrence Edward Foote Jr.

FOOTE'S GAME-BY-GAME STATISTICS

2003

Date	Opponent	T	AT	TOT	Sack/		INT	PD	FF	FR
					YDS					
9/7	BALTIMORE	0	0	0	0.0/0		0/0	0	0	0
9/14	at Kansas City	0	0	0	0.0/0		0/0	0	0	0
9/21	at Cincinnati	0	0	0	0.0/0		0/0	0	0	0
9/28	TENNESSEE	0	0	0	0.0/0		0/0	0	0	0
10/5	CLEVELAND	0	0	0	0.0/0		0/0	0	0	0
10/12	at Denver	0	0	0	0.0/0		0/0	0	0	0
10/26	ST. LOUIS	0	0	0	0.0/0		0/0	0	0	0
11/2	at Seattle	0	0	0	0.0/0		0/0	0	0	0
11/9	ARIZONA	0	0	0	0.0/0		0/0	0	0	0
11/17	at San Francisco	0	0	0	0.0/0		0/0	0	0	0
11/23	at Cleveland	0	0	0	0.0/0		0/0	0	0	0
11/30	CINCINNATI	0	0	0	0.0/0		0/0	0	0	0
12/7	OAKLAND	0	0	0	0.0/0		0/0	0	0	0
12/14	at N.Y. Jets	0	0	0	0.0/0		0/0	0	0	0
12/21	SAN DIEGO	0	0	0	0.0/0		0/0	0	0	0
12/28	at Baltimore	0	0	0	0.0/0		0/0	0	0	0
SEASON TOTALS		0	0	0	0.0/0		0/0	0	0	0

2002

Date	Opponent	T	AT	TOT	Sack/		INT	PD	FF	FR
					YDS					
9/9	at New England	3	0	3	0.0/0		0/0	0	0	0
9/15	OAKLAND	2	1	3	0.0/0		0/0	0	0	0
9/29	CLEVELAND	4	1	5	0.0/0		0/0	0	0	0
10/6	at New Orleans	4	0	4	0.0/0		0/0	0	0	0
10/13	at Cincinnati	2	0	2	0.0/0		0/0	0	0	0
10/21	INDIANAPOLIS	0	0	0	0.0/0		0/0	0	0	0
10/27	at Baltimore	0	0	0	0.0/0		0/0	0	0	0
11/3	at Cleveland	0	0	0	0.0/0		0/0	0	0	0
11/10	ATLANTA	0	0	0	0.0/0		0/0	0	0	0
11/17	at Tennessee				INACTIVE					
11/24	CINCINNATI				INACTIVE					



12/1	at Jacksonville	0	0	0	0.0/0	0/0	0	0	0
12/8	HOUSTON	0	0	0	0.0/0	0/0	0	0	0
12/15	CAROLINA	0	0	0	0.0/0	0/0	0	0	0
12/29	BALTIMORE	1	1	2	0.0/0	0/0	0	1	0
SEASON TOTALS		16	3	19	0.0/0	0/0	0	1	0

POSTSEASON

1/5	CLEVELAND	0	0	0	0.0/0	0/0	0	0	0
1/11	at Tennessee	7	4	11	0.0/0	0/0	0	0	0
POSTSEASON TOTALS		7	4	11	0.0/0	0/0	0	0	0

FOOTE'S CAREER STATISTICS

Regular Season

TACKLES	Solo	AT	Tot.	Sp.T.	Sacks	FF	FR	INTERCEPTIONS	No.	Yds.	Avg.	LG	TD
2002 Pittsburgh (AFC)	16	3	19	3	0.0	1	1	2002 Pittsburgh (AFC)	0	0	0.0	—	0
2003 Pittsburgh (AFC)	0	0	0	12	0.0	0	0	2003 Pittsburgh (AFC)	0	0	0.0	—	0
NFL Totals (2 years)	16	3	19	15	0.0	1	1	NFL Totals (1 year)	0	0	0.0	—	0

Postseason

TACKLES	Solo	AT	Tot.	Sp.T.	Sacks	FF	FR
2002 Pittsburgh (AFC)	7	4	11	0	0.0	0	0
NFL Totals (1 year)	7	4	11	0	0.0	0	0

71 TODD FORDHAM

OFFENSIVE LINE



HEIGHT - 6-5

WEIGHT - 319

COLLEGE - Florida State

BIRTHDATE - October 9, 1973

BIRTHPLACE - Atlanta, Ga.

HOW ACQUIRED: UFA '03 (March 19, 2003 from Jacksonville)

NFL EXPERIENCE - 8th Year

GAMES PLAYED/STARTED - '97 (1-0/0-0), '98 (11-1/0-0), '99 (1R), '00 (16-8/0-0), '01 (12-12/0-0), '02 (16-9/0-0), '03 (11-6/0-0)

CAREER TOTALS: 67-36 (0-0)

STEELERS TOTALS: 11-6 (0-0)

PRO: Is a versatile veteran lineman who can play both guard and offensive tackle on either side of the line...could challenge for a starting tackle position...has started in more than half of NFL games played, with 12 starts at left tackle, 23 at right tackle and one at right guard in 67 appearances...originally joined Jaguars as undrafted rookie out of Florida State in 1997...left Jaguars to sign with Broncos as unrestricted free agent in 2001, only to re-join team after being waived by Denver...saw action in one game as an undrafted rookie in 1997, in 11 games in 1998 (one start),



spent all of 1999 on injured reserve and started eight games in 2000, when he took over as the starting right tackle at midseason when Zach Wiegert was injured...returned to Jaguars in 2001 and took over for injured Tony Boselli at left tackle, starting career-high 12 games...was one of only three undrafted rookies to join Jaguars' roster in 1997 (only one on offense). **2003:** Earned the starting right tackle position as a result of a preseason battle with Oliver Ross...started the first five games of the season at right tackle...started in six total games...is versatile and can play both guard and tackle. **2002:** Started nine of 16 games...played on PAT and FGA units versus Indianapolis (9/9)...played on PAT and FGA units and saw action at right tackle in fourth quarter for Mo Williams (heat cramps) versus N.Y. Jets (9/29)...played on PAT and FGA units versus Philadelphia (10/6) and saw action at right tackle for two plays in third quarter for Mo Williams (heat cramps)...played on PAT and FGA units at Tennessee (10/13) and took over at right tackle in first quarter when Mo Williams was injured...played in 45th NFL game...played on PAT and FGA units at Baltimore (10/20)...played on PAT and field-goal units versus Houston (10/27)...made first start of the season at right tackle in place of injured Zach Wiegert at N.Y. Giants (11/3) and played entire game against Michael Strahan...was first starting action at right tackle since final eight games of 2000 season. **2001:** Started the final 12 games, replacing injured Tony Boselli...spent the preseason with the Denver Broncos after signing as an unrestricted free agent on April 12...released by Broncos in final cuts on Sept. 2 and was out of football for a month...re-signed with Jaguars on Oct. 2 to provide depth on offensive line, then took over at left tackle when Tony Boselli was placed on injured reserve...declared inactive five days after re-signing for Oct. 7 game at Seattle when Boselli tried to play through shoulder injuries, then took over at left tackle the next game (Oct. 18 vs. Buffalo)...missed only one play the rest of the year...received offensive game ball with rest of offensive line on Dec. 23 at Minnesota when team rushed for 214 yards (third most in franchise history). **2000:** Played in all 16 games for first time in career, starting eight times at right tackle...started season as reserve lineman and special teams player...saw fourth-quarter action at left tackle in Sept. 3 opener when Tony Boselli rested...played two snaps at left tackle for a shaken-up Boselli at Baltimore (10/8), then all of fourth quarter at right tackle after Zach Wiegert was ejected...took over at right tackle on versus Washington (10/22) when Wiegert was injured...made first NFL start at right tackle at Dallas (10/29), then started rest of the season...started in seven of the nine consecutive 100-yard rushing performances by Fred Taylor...received an offensive game ball along with Taylor, Kyle Brady and rest of offensive line versus Seattle (11/10). **1999:** Missed the entire season...suffered a torn medial collateral ligament and torn ACL in his left knee on Aug. 7 in a combined practice session with the Atlanta Falcons. **1998:** Played primarily on special teams, seeing action in 11 games and making one start at right guard...injured while playing offensive tackle in the first preseason game and did not play in the first two regular-season games...fielded a kickoff for no return yards versus Tampa Bay (11/15)...made the first start of his NFL career versus Tennessee (12/13) at right guard for injured Rich Tylski, playing the entire game despite suffering a thumb injury...was inactive for the final two games and both postseason contests. **1997:** Signed as an undrafted free agent on April 21...played in all four preseason games as a reserve before being waived Aug. 24 in the final cuts...signed to practice squad the next day...began season on team's practice squad before joining the active roster Sept.




23...was inactive for next 11 games, then dressed but did not play for Game 15 and saw his first NFL action in the final minutes of the season finale at Oakland (12/21) at offensive tackle...dressed but did not play in Wild-Card playoff at Denver (1/27).

COLLEGE: Was a four-year letterman who played in 44 games at Florida State...started every game at right tackle as a senior in 1996, moving to right guard for the last two contests...named to the All-ACC second team and first-team All-ACC by *Football News*...had a team-high 30 pancakes for the season and gave up just one sack...ranked second among team's offensive linemen with fewest missed assignments...was offensive team captain...started every game in 1995, receiving honorable mention All-ACC honors...did not allow a sack or a pressure all year...saw action in every game in 1994 and split starting duties...played in seven games in 1993 as a reserve at both tackle positions and on special teams...redshirted as a freshman in 1992...graduated in 1996 with a degree in business.

PERSONAL: Married (Mandy) with two sons Carter (4/8/00) and Caden (10/21/02)...are expecting third son in August...lives in Jacksonville ... was a two-way player who earned honors on both offense and defense at Tift County High in Tifton, Ga....was a first-team 4A All-State selection at defensive end...was named one of the top 12 offensive linemen in Georgia by the *Atlanta Journal-Constitution*...also played tight end...was very active in the Jacksonville community...was active in the Christian community, including Southpoint Community Church...has attended numerous local fundraisers with his teammates year-round...frequently speaks at local churches and elementary schools and visits with at-risk youth at the Baptist Home for Children...co-owns Big Cats Landscaping Services along with former teammate Joel Smeenge...Full name: Lindsey Todd Fordham.

17 CHRIS GARDOCKI

PUNTER



HEIGHT– 6-1

WEIGHT– 192

COLLEGE– Clemson

BIRTHDATE– February 4, 1970

BIRTHPLACE– Stone Mountain, Ga.

HOW ACQUIRED– UFA-'04 (March 8, 2004 from Cleveland)

NFL EXPERIENCE– 14th Year

GAMES PLAYED-STARTED/POSTSEASON– '91 (4-0/1-0), '92 (16-0/0-0), '93 (16-0/0-0), '94 (16-0/2-0), '95 (16-0/3-0), '96 (16-0/1-0), '97 (16-0/0-0), '98 (16-0/0-0), '99 (16-0/0-0), '00 (16-0/0-0), '01 (16-0/0-0), '02 (16-0/1-0), '03 (16-0/0-0)

CAREER TOTALS: 196-0 (8-0)

PRO: Was acquired prior to the 2004 season as an unrestricted free agent from Cleveland...originally selected by the Chicago Bears in the third round (78th overall) of the 1991 NFL Draft...signed by the Indianapolis Colts as a free agent on Feb. 25, 1995...signed by the Cleveland Browns as a free agent on Feb. 16, 1999...has blossomed into one of the top punters in the NFL...has not had a punt blocked during his 13 years in the NFL...holds the NFL record for 978 career punts without a block...was one of 20 punters to be drafted in the 1990s, but was only one to earn Pro Bowl nomination...can also handle kickoff duties.

2003: Averaged 41.9 yards on 72 punts for a 34.8-yard net-punting average...placed 17 punts inside the 20-yard line...punted four times for 186 yards (46.5 avg.) versus Oakland (10/12), a net punting average of 41.5...placed a season-high three punts inside the 20-yard line and had a long of 54 yards...surpassed 40,000 career punting yards (40,094)...surpassed 40,000 career punting yards (40,094) versus Oakland (10/12)...had a season-high three punts inside 20 and also booted a season-high 54-yard punt...had a season-high long of 60 yards at New England (10/26). **2002:** Recorded 81 punts for 3,388 yards (41.8 avg.) and ranked sixth in the AFC and 15th in the NFL...compiled a net-punting average of 35.3, which ranked fourth in the AFC and tied for 12th in the NFL...extended his NFL record of punts without a block to 906 punts...had 27 punts inside the 20, which marked the second highest of his 12-year career (28, 1993)...recorded a season-high 9 punts for 422 yards (46.9 avg.) at Tampa Bay on Oct. 13, including a season-long punt of 59 yards...had nine games with two or more punts inside the 20. **2001:** Recorded 99 punts for 4,249 yards (42.9 avg.), ranking sixth in the AFC and 10th in the NFL...had a net punting average of 34.6...recorded 25 punts inside the 20, which

CAREER HIGHLIGHTS

- ◆ Holds NFL record with 978 consecutive punts without a block
- ◆ Has never had a punt blocked in his 13-year NFL career
- ◆ Has ranked in the Top 5 among NFL punters for gross average yards in five of the last seven years
- ◆ 1996 AFC Pro Bowl selection
- ◆ 1996 All-Pro
- ◆ 1996 All-AFC Team



tied for the second highest total of his career...had a season-high 69-yard punt versus Baltimore (10/21), which was the second longest of career...established a career-high five punts inside the 20 vs. Pittsburgh (11/11)...also had four inside the 20 vs. Detroit (9/23)...had seven games with two or more punts inside the 20...booted a season-high nine punts versus Pittsburgh (11/11) for 376 yards (41.8 avg.), with a net punting average of 38.2 and on his first punt pinned the Steelers back to the one-yard line and two plays later DT Orpheus Roye tackled RB Jerome Bettis in the end zone for a safety and an early 2-0 lead. **2000:** Appeared in 16 regular-season games and established a franchise record for most punts (108) and yards (4,919) in a season...had five TBs, 25 inside the 20 and a long of 67 yards...ranked third in the NFL with a 45.54 gross average, tied for fourth in the NFL with a 37.3 average and tied for ninth with a plus-20 inside-20/TB ratio (25/5)...had a gross average of 45.54, which was the second-highest in club history (46.69, Gary Collins, 1965)...tied the NFL mark for the longest streak in NFL history with 623 career punts without a block (Dave Jennings, 623, N.Y. Giants, 1976-1983) in the season opener vs. Jacksonville (9/3)...established an NFL record of 624 career punts without having a block on his first punt in the first quarter at Cincinnati (9/10)...tied a Browns record and matched a career-high with 12 punts for 517 yards (43.1 avg.), a net punting average of 35.6, with a season-high 67-yarder and one touchback and one inside the 20-yard line at Jacksonville (12/3)...placed a season-high three punts inside the 20-yard line both at Denver (10/15) and vs. N.Y. Giants (11/5)...nailed two or more inside the 20 seven times...had a season-high average of 50.8 twice [vs. Jacksonville (9/3) and vs. Baltimore (10/1)]. **1999:** Appeared in all 16 regular-season games and recorded 106 punts for 4,645 yards (43.8 avg.), including 11 TB, 20 inside the 20 and a long of 61 yards...ranked fourth in the AFC and fifth in the NFL in gross punting average 43.8...punted a season-high 10 times at Baltimore (9/26) with 10 punts for 447 yards (44.7 avg.)...was credited with a season-high four punts inside the 20 vs. Cincinnati (10/10)...netted a season-long 61-yard punt at Pittsburgh (11/14)...also added a 60-yard punt on three occasions: vs. Pittsburgh (9/12); vs. Cincinnati (10/10); and at New Orleans (10/31). **1998 (Indianapolis):** Attempted 79 punts for 3,583 yards and a 45.4 avg. (net 37.1)...had 10 TB and 23 inside the 20...recorded his season-long of 62 yards at Buffalo (11/22)...surpassed 20,000 career yards on final punt vs. New England (11/1) with seven punts for 304 yards (43.4 avg.)...produced a season-high average of 53.3 on four punts (213 yards) vs. Cincinnati (12/13), including three inside the 20 and a long of 58...compiled a 51.5 avg. at Atlanta (12/6) on 4 punts for 206 yards with one TB and a long of 55. **1997:** Recorded 67 punts for 3,034 yards (45.3 avg.) to rank second in AFC and third in NFL...trailed only the Saints' Mark Royals (45.9) and the Patriots' Tom Tupa (45.8)...ranked four in Colts history...had a plus-12 in inside-20/TB ratio (18/6)...recorded a 50.3 average on six punts (302 yards versus New England (9/7), only the second 50-plus single-game average in Indianapolis history...posted eight 45-plus punting averages and 12 averages of 40 or more...punted six times for 294 yards (49.0 avg.) with career-long 72-yarder at San Diego (10/26) at San Diego, tying for the second-longest in Colts history (76, David Lee, on Oct. 17, 1971 at New York Giants; 72, Rohn Stark, on Sept. 23, 1984 at Miami). **1996:** Earned first career Pro Bowl selection and joined K Cary Blanchard as only third kicking tandem from same team to make game (Jan Stenerud/Jerrel Wilson, Chiefs, 1970-71; Jeff Gossett/Jeff Jaeger, Raiders, 1993)...ranked second in NFL in gross avg. (45.7; John Kidd, Miami, 46.3), net avg. (39.0; Matt Turk, Washington, 39.2) and inside the 20-yard line/TB ratio (+21; Mike Horan, N.Y. Giants, +22)...had





fewest touchbacks in NFL (2)...ranked second in club history (45.9, Rohn Stark, 1985) with 45.7 average...set personal career-high and Colts records for punts and yardage with 12 punts for 551 yards, four inside 20 and one TB at Buffalo (10/6)...had season-long 61-yard punt and four inside 20 vs. Jets (11/17)...punted eight times for 339 yards (42.4 avg.) with two inside 20 in playoff game at Pittsburgh (12/29)...recorded 6 punts for 254 yards (42.3 avg.) with one TB and a long of 47 in Pro Bowl. **1995:** Punted 63 times for 2,681 yards (42.6 avg.), seven TB and 16 inside 20...Had 12 games with 40.0+ gross average...recorded five games with 40 net average or better...ranked seventh in AFC and 11th in NFL in gross average...had 13 punts of 50-plus yards...recorded 15 punts for a 40.4 avg. with two TBs and three inside 20 during playoffs. **1994 (Chicago):** Punted 76 times for a 37.8 avg. with nine TBs and 23 inside 20. **1993:** Recorded 80 punts for 38.5 average with two TBs and 28 inside 20...had best marks in NFL for 38 fair catches and two TBs...yielded an NFL-low 115 return yards on 22 punts. **1992:** Recorded 79 punts for 42.9 avg. with 9 TB and 19 inside the 20, the best average by Bears punter since 1967 (Bobby Joe Green, 42.9)...had only one TB in 43 punts on road...earned game ball vs. Tampa Bay (10/18) in which he punted four times for 45.5 avg....had season-long 61-yarder Atlanta (9/27)...connected on 43-yard pass off fake punt to Mark Green at Green Bay (10/25). **1991:** Did not have any punts but handled kickoffs for final four games and playoff contest vs. Dallas (12/29).

COLLEGE: Was a three-year letterman as punter and placekicker...converted 63-of-89 FGs and 72-of-72 PATs...ranks third in school history in career scoring with 261 points...named first-team All-ACC as junior with 43.4 punting average...was 22-of-28 FGs and 30-of-30 PATs...was a first-team All-ACC as sophomore after going 22-of-29 FGs, 41-of-41 PATs with 43.0 punting avg...was second-team All-ACC as freshman...was 19-of-32 FGs and 1-of-1 PATs...majored in hotel, restaurant and tourism management.

PERSONAL: Born in Stone Mountain, Ga., and attended Redan High School in Stone Mountain...married to his wife, Sally, and have a son, Cole (2/13/96)...his wife, Sally, an attorney and author, authored a book *The Wives Room*, a book published in 1997 providing a behind the scenes look at the life of an NFL wife...both donate time to several non-profit organizations including the Boys and Girls Club and the Taste of the NFL and have regularly served turkey dinners to area residents during the holidays. Full name: Christopher Allen Gardocki.

Gardocki's Career Single-Game Highs

Regular Season

Punts - 12 at Buffalo (10/6/96); at Jacks. (12/3/00)
 Punting Yards - 551 at Buffalo (10/6/96)
 Long Punts - 72 at San Diego (10/26/97)
 Inside 20 - 5 vs. Pittsburgh (11/11/01)

Postseason

Punts - 12 at Buffalo (10/6/96); at Jacks. (12/3/00)
 Punting Yards - 551 at Buffalo (10/6/96)
 Long Punts - 72 at San Diego (10/26/97)
 Inside 20 - 5 vs. Pittsburgh (11/11/01)



GARDOCKI'S GAME-BY-GAME STATISTICS

2003

Date	Opponent	No.	Yds.	Avg.	Long	Net		TB	I20
						Avg.	Blkd.		
9/7	INDIANAPOLIS	3	127	42.3	49	35.0	0	1	2
9/14	at Baltimore	8	326	40.8	50	34.0	0	0	1
9/21	at San Francisco	4	175	43.8	47	35.8	0	1	2
10/5	at Pittsburgh	4	169	42.3	54	32.5	0	0	0
10/12	OAKLAND	4	186	46.5	54	41.5	0	1	3
10/19	SAN DIEGO	4	175	43.8	50	28.5	0	0	1
10/26	NEW ENGLAND	8	351	43.9	60	38.4	0	0	1
11/9	at Kansas City	5	209	41.8	56	37.8	0	1	2
11/16	ARIZONA	2	90	45.0	47	45.5	0	0	0
11/23	PITTSBURGH	4	149	37.3	46	35.7	0	0	1
11/30	at Seattle	4	142	35.5	41	33.3	0	0	2
12/8	ST. LOUIS	4	172	43.0	52	32.3	0	1	0
12/14	at Denver	4	208	52.0	56	34.0	0	2	0
12/21	BALTIMORE	7	271	38.7	48	30.1	0	2	1
12/28	at Cincinnati	3	106	35.3	44	35.7	0	0	1
SEASON TOTALS		72	3,019	41.9	60	34.8	0	10	17

2002

Date	Opponent	No.	Yds.	Avg.	Long	Net		TB	I20
						Avg.	Blkd.		
9/8	KANSAS CITY	2	74	37.0	47	27.0	0	1	0
9/15	CINCINNATI	5	235	47.0	49	46.6	0	0	2
9/22	at Tennessee	5	208	41.6	49	31.6	0	1	2
9/29	at Pittsburgh	5	233	46.6	53	43.8	0	0	3
10/6	BALTIMORE	4	185	46.3	52	34.3	0	0	1
10/13	at Tampa Bay	9	422	46.9	59	29.1	0	2	0
10/20	HOUSTON	7	278	39.7	48	37.7	0	0	4
10/27	at N.Y. Jets	6	252	42.0	49	21.5	0	1	1
11/3	PITTSBURGH	5	200	40.0	44	37.8	0	0	1
11/17	at Cincinnati	4	158	39.5	48	38.0	0	0	2
11/24	at New Orleans	4	152	38.0	49	36.3	0	0	2
12/1	CAROLINA	4	130	32.5	37	31.0	0	0	1
12/8	at Jacksonville	5	199	39.8	52	35.6	0	1	1
12/15	INDIANAPOLIS	8	342	42.8	47	38.4	0	0	3
12/22	at Baltimore	5	207	41.4	51	39.2	0	0	2
12/29	ATLANTA	3	113	37.7	49	37.7	0	0	2
SEASON TOTALS		81	3,388	41.8	59	35.3	0	6	27

POSTSEASON

1/5	at Pittsburgh	7	270	38.6	42	24.7	0	1	1
POSTSEASON TOTALS		7	270	38.6	42	24.7	0	1	1

GARDOCKI'S GAME-BY-GAME STATISTICS (cont.)**2001**

<u>Date</u>	<u>Opponent</u>	<u>No.</u>	<u>Yds.</u>	<u>Avg.</u>	<u>Long</u>	<u>Net</u>		<u>Blk.</u>	<u>TB</u>	<u>I20</u>
						<u>Avg.</u>	<u>Blk.</u>			
9/9	SEATTLE	6	282	47.0	58	39.3	0	0		1
9/23	DETROIT	6	260	43.3	50	42.0	0	0		4
9/30	at Jacksonville	5	192	38.4	49	36.0	0	0		2
10/7	SAN DIEGO	6	266	44.3	49	41.2	0	0		0
10/14	at Cincinnati	8	367	45.9	55	36.4	0	2		1
10/21	BALTIMORE	8	375	46.9	69	37.0	0	1		1
11/4	at Chicago	8	316	39.5	54	28.0	0	2		3
11/11	PITTSBURGH	9	376	41.8	50	38.2	0	0		5
11/18	at Baltimore	4	196	49.0	56	33.0	0	1		0
11/25	CINCINNATI	7	325	46.4	54	22.7	0	2		0
12/2	TENNESSEE	7	300	42.9	48	38.1	0	0		1
12/9	at New England	5	227	45.4	52	18.8	0	0		0
12/16	JACKSONVILLE	3	82	27.3	33	27.3	0	0		2
12/23	at Green Bay	7	303	43.3	57	37.0	0	1		1
12/30	at Tennessee	3	119	39.7	50	37.0	0	0		2
1/6	at Pittsburgh	7	263	37.6	45	34.5	0	0		2
SEASON TOTALS		99	4,249	42.9	69	34.6	0	9		25

2000

<u>Date</u>	<u>Opponent</u>	<u>No.</u>	<u>Yds.</u>	<u>Avg.</u>	<u>Long</u>	<u>Net</u>		<u>Blk.</u>	<u>TB</u>	<u>I20</u>
						<u>Avg.</u>	<u>Blk.</u>			
9/3	JACKSONVILLE	5	254	50.8	66	47.4	0	0		2
9/10	at Cincinnati	7	338	48.3	56	43.3	0	0		2
9/17	PITTSBURGH	4	194	48.5	52	33.5	0	0		2
9/24	at Oakland	5	224	44.8	57	38.2	0	1		1
10/1	BALTIMORE	4	203	50.8	60	32.3	0	0		1
10/8	at Arizona	7	295	42.1	61	35.6	0	1		1
10/15	at Denver	8	370	46.3	56	42.4	0	0		3
10/22	at Pittsburgh	8	382	47.8	54	37.4	0	0		2
10/29	CINCINNATI	8	339	42.4	57	37.3	0	1		1
11/5	N.Y. GIANTS	6	295	49.2	63	44.2	0	0		3
11/12	NEW ENGLAND	6	252	42.0	50	33.5	0	0		1
11/19	at Tennessee	8	367	45.9	50	31.3	0	0		1
11/26	at Baltimore	10	491	49.1	55	36.5	0	0		1
12/3	at Jacksonville	12	517	43.1	67	35.6	0	1		1
12/10	PHILADELPHIA	3	116	38.7	46	27.0	0	1		1
12/17	TENNESSEE	7	282	40.3	53	36.9	0	0		2
SEASON TOTALS		108	4,919	45.5	67	37.3	0	5		25

1999

<u>Date</u>	<u>Opponent</u>	<u>No.</u>	<u>Yds.</u>	<u>Avg.</u>	<u>Long</u>	<u>Net</u>		<u>Blk.</u>	<u>TB</u>	<u>I20</u>
						<u>Avg.</u>	<u>Blk.</u>			
9/12	PITTSBURGH	6	285	47.5	60	38.0	0	2		0
9/19	at Tennessee	5	239	47.8	55	42.0	0	0		2
9/26	at Baltimore	10	447	44.7	58	34.4	0	2		1
10/3	NEW ENGLAND	9	393	43.6	53	35.3	0	2		1
10/10	CINCINNATI	8	341	42.6	60	36.3	0	1		4
10/17	at Jacksonville	7	248	35.4	54	26.7	0	2		1
10/24	at St. Louis	5	244	48.8	58	45.8	0	0		1



GARDOCKI'S GAME-BY-GAME STATISTICS (cont.)

Date	Opponent	No.	Yds.	Avg.	Long	Net		TB	I20
						Avg.	Blk.		
10/31	at New Orleans	7	305	43.6	60	36.1	0	0	1
11/7	BALTIMORE	8	366	45.8	55	37.1	0	1	1
11/14	at Pittsburgh	8	347	43.4	61	32.5	0	0	1
11/21	CAROLINA	3	153	51.0	53	42.3	0	0	0
11/28	TENNESSEE	6	232	38.7	49	22.3	0	0	1
12/5	at San Diego	5	223	44.6	54	32.6	0	0	1
12/12	at Cincinnati	5	223	44.6	51	26.4	0	0	1
12/19	JACKSONVILLE	8	340	42.5	52	34.6	0	1	2
12/26	INDIANAPOLIS	6	259	43.2	50	33.8	0	0	2
SEASON TOTALS		106	4,645	43.8	61	34.6	0	11	20

GARDOCKI'S CAREER STATISTICS

Regular Season

Punting	No.	Yds.	Avg.	Opp. Ret	Ret. Yds.	Net Avg.	TB	In		
								20	LG	Blk
1991 Chicago (NFC)	0	0	0.0	0	0	0	0	0	0	0
1992 Chicago (NFC)	79	3,393	42.9	38	351	36.2	9	19	61	0
1993 Chicago (NFC)	80	3,080	38.5	22	115	36.6	2	28	58	0
1994 Chicago (NFC)	76	2,871	37.8	26	225	32.4	9	23	57	0
1995 Indianapolis (AFC)	63	2,681	42.6	37	436	33.4	7	16	69	0
1996 Indianapolis (AFC)	68	3,105	45.7	38	413	39.0	2	23	61	0
1997 Indianapolis (AFC)	67	3,034	45.3	43	491	36.2	6	18	72	0
1998 Indianapolis (AFC)	79	3,583	45.4	42	451	37.1	10	23	62	0
1999 Cleveland (AFC)	106	4,645	43.8	68	762	34.6	11	20	61	0
2000 Cleveland (AFC)	108	4,919	45.5	69	793	37.3	5	25	67	0
2001 Cleveland (AFC)	99	4,249	42.9	52	647	34.6	9	25	69	0
2002 Cleveland (AFC)	81	3,388	41.8	42	408	35.3	6	27	59	0
2003 Cleveland (AFC)	72	3,019	41.9	33	316	34.8	10	18	60	0
NFL TOTALS (13 years)	978	41,967	42.9	510	5,408	35.6	86	264	72	0


Postseason

Punting	No.	Yds.	Avg.	Opp. Ret	Ret. Yds.	Net Avg.	TB	In		
								20	LG	Blk
1991 Chicago (NFC)	0	0	0.0	0	0	0.0	0	0	0	0
1994 Chicago (NFC)	7	263	37.6	2	6	36.7	0	1	50	0
1995 Indianapolis (AFC)	15	606	40.4	7	87	31.9	2	3	53	0
1996 Indianapolis (AFC)	8	339	42.4	5	77	32.8	0	2	49	0
2002 Cleveland (AFC)	7	270	38.6	4	77	24.7	1	1	42	0
NFL TOTALS (5 years)	37	1,478	40.0	18	247	31.6	3	7	53	0



53 CLARK HAGGANS

LINEBACKER



HEIGHT—6-4

WEIGHT—243

COLLEGE—Colorado State

BIRTHDATE—January 10, 1977

BIRTHPLACE—Torrance, Calif.

HOW ACQUIRED—D5a-'00 (#8, 137)

NFL EXPERIENCE—5th Year

CAREER GAMES-STARTS/POSTSEASON: '00 (3-0/2-0), '01 (16-1/2-0), '02 (16-1/2-0), '03 (16-2/0-0)

CAREER TOTALS: 51-4 (4-0)

PRO: Has been a solid backup linebacker and special-teams player for the team...has developed into a solid pass rusher for the team...served as the 2003 special-teams captain...signed a four-year contract March 6 as an unrestricted free agent to remain with the team. **2003:** Finished with 12 total tackles (10 solos)...also was credited with one sack and 18 special-teams tackles (eight solos)...filled in masterfully for the injured Joey Porter in season-opener versus Baltimore (9/7)...finished with nine total tackles (seven solos), including a sack for three yards...also forced a fumble...made a key block on Antwaan Randle El's 84-yard punt return for a touchdown versus St. Louis (10/26)...was credited with one special-teams assist...played five defensive snaps...tied for team honors with three special-teams totals (one solo) at Seattle (11/2). **2002:** Had his role greatly expanded in 2002, serving as the team's pass rushing specialist in passing situations...finished with a season-high 6½ sacks during the regular season...was second on the team in special-teams tackles (17) after leading the team in 2001(23)...finished the season with 28 total tackles (23 solo stops) on defense...also was credited with one forced fumble...logged 20 defensive plays in season-opener at New England (9/9)...was credited with one tackle and a half sack, the first of his career...played his most significant action to that point of his Steelers career versus Oakland (9/15), filling in for injured Kendrell Bell...played 46 defensive snaps...finished with a career-high two sacks...also was credited with three total tackles...registered another half sack (with Kimo von Oelhoffen) versus Cleveland (9/29) in his added role in place of Kendrell Bell...nearly had his first career interception when a Tim Couch pass went through his hands...played 23 defensive snaps...finished with one tackle...was credited with two quarterback hits/pressures...played 12 defensive snaps at New Orleans (10/6)...was credited with one quarterback hit/pressure...also had one special-teams assist...registered a half sack at Cincinnati (10/13), giving him 3½ for the season...logged 39 defensive plays...finished with six total tackles (five solos)...also was credited with two quarterback hits/pressures...was credited with two tackles (one solo) versus Indianapolis (10/21) and a special-teams assist...also had a pass defense and two quarterback hits/pressures...played 32 defensive snaps...registered another sack at Baltimore (10/27), giving him 4½ for the season...also forced a fumble that was recov-





ered by Dewayne Washington...finished with four total tackles (three solos)...also was credited with three quarterback hits/pressures and two special-teams tackles...finished with one tackle at Cleveland (11/3)...also was credited with a 1½ sack, three quarterback hits/pressures and two solo special-teams tackles...was credited with two special-teams tackles in Wild Card game versus Cleveland (1/5)...finished with two tackles (one solo) in Divisional Playoff game at Tennessee (1/11). **2001:** Led the team with 23 special-teams tackles...played seven plays at Jacksonville (9/9)...was credited with one special-teams tackle...made his first career start as a pro versus Cleveland (1/6/02) for the deactivated Joey Porter, who was resting his sore shoulder...finished with five tackles (three solos)...was credited with one special-teams tackle in AFC Playoff game versus Baltimore (1/20)...registered one special-teams tackle in AFC Championship game (1/27). **2000:** Dressed for just three games...finished the preseason as the Steelers' second-leading tackler, registering 17 total stops and 13 solo tackles...also had a sack and forced two fumbles...played exclusively on special teams versus Baltimore (9/3)...did not register a tackle...was deactivated Friday for 12 consecutive weeks...dressed for the first time in 13 weeks when Mike Vrabel was unable to play because of a knee injury at N.Y. Giants (12/10)...saw action only on special teams.

COLLEGE: Played defensive end in college after walking-on as a freshman...is physical and aggressive...has very good lateral quickness and agility...is a productive and tenacious pass rusher...is Colorado State's all-time sacks leader...finished 1999 with 87 tackles, 14 tackles for losses and eight sacks...registered 66 tackles, including 14 tackles for losses and 11 sacks as a junior...started every game and recorded 66 tackles (16 for losses) and 11 sacks in 1997...registered 43 tackles, 10 stops for losses and three sacks in 1996...redshirted as a walk-on in 1995...majored in art.

PERSONAL: Played football, basketball and track at Peninsula High School in Torrance, Calif...earned three varsity letters in each sport...was named All-League as a tight end and a defensive tackle in 1993 and '94, respectively...also earned All-Division honors...helped Peninsula to league title in 1994...is the son of Ollie and Doris Haggans...has one sister...Full name: Clark Cromwell Haggans.

HAGGANS' CAREER STATISTICS

Regular Season

<u>TACKLES</u>	<u>Solo</u>	<u>AT</u>	<u>Tot.</u>	<u>Sp.T.</u>	<u>Sacks</u>	<u>FF</u>	<u>FR</u>
2000 Pittsburgh (AFC)	0	0	0	0	0/0	0	0
2001 Pittsburgh (AFC)	3	1	4	23*	0/0	0	0
2002 Pittsburgh (AFC)	23	5	28	12	6.5	1	0
<u>2003 Pittsburgh (AFC)</u>	<u>10</u>	<u>2</u>	<u>12</u>	<u>18</u>	<u>1.0</u>	<u>1</u>	<u>0</u>
NFL Totals (4 years)	36	8	34	53	7.5	1	0

Postseason

<u>TACKLES</u>	<u>Solo</u>	<u>AT</u>	<u>Tot.</u>	<u>Sp.T.</u>	<u>Sacks</u>	<u>FF</u>	<u>FR</u>
2001 Pittsburgh (AFC)	0	0	0	2	0/0	0	0
<u>2002 Pittsburgh (AFC)</u>	<u>1</u>	<u>1</u>	<u>2</u>	<u>2</u>	<u>0.0</u>	<u>0</u>	<u>0</u>
NFL Totals (2 years)	1	2	2	4	0.0	0	0

* Led Team



HAGGANS' GAME-BY-GAME STATISTICS

2003

Date	Opponent	I	AT	TOT	Sack/				
					YDS	INT	PD	FF	FR
9/7	BALTIMORE	7	2	9	1.0/3	0/0	0	1	0
9/14	at Kansas City	2	0	2	0.0/0	0/0	0	0	0
9/21	at Cincinnati	1	0	1	0.0/0	0/0	0	0	0
9/28	TENNESSEE	0	0	0	0.0/0	0/0	0	0	0
10/5	CLEVELAND	0	0	0	0.0/0	0/0	0	0	0
10/12	at Denver	0	0	0	0.0/0	0/0	0	0	0
10/26	ST. LOUIS	0	0	0	0.0/0	0/0	0	0	0
11/2	at Seattle	0	0	0	0.0/0	0/0	0	0	0
11/9	ARIZONA	0	0	0	0.0/0	0/0	0	0	0
11/17	at San Francisco	0	0	0	0.0/0	0/0	0	0	0
11/23	at Cleveland	0	0	0	0.0/0	0/0	0	0	0
11/30	CINCINNATI	0	0	0	0.0/0	0/0	0	0	0
12/7	OAKLAND	0	0	0	0.0/0	0/0	0	0	0
12/14	at N.Y. Jets	0	0	0	0.0/0	0/0	0	0	0
12/21	SAN DIEGO	0	0	0	0.0/0	0/0	0	0	0
12/28	at Baltimore	0	0	0	0.0/0	0/0	0	0	0
SEASON TOTALS		10	2	12	1.0/3	0/0	0	1	0

2002

Date	Opponent	I	AT	TOT	Sack/				
					YDS	INT	PD	FF	FR
9/9	at New England	1	0	1	0.5/1.5	0/0	0	0	0
9/15	OAKLAND	2	1	3	2.0/18	0/0	0	0	0
9/29	CLEVELAND	1	0	1	0.5/3	0/0	1	0	0
10/6	at New Orleans	0	0	0	0.0/0	0/0	0	0	0
10/13	at Cincinnati	5	1	6	0.5/4.5	0/0	0	0	0
10/21	INDIANAPOLIS	1	1	2	0.0/0	0/0	1	0	0
10/27	at Baltimore	3	1	4	1.0/5	0/0	0	1	0
11/3	at Cleveland	1	0	1	1.5/11	0/0	0	0	0
11/10	ATLANTA	1	0	1	0.0/0	0/0	0	0	0
11/17	at Tennessee	2	0	2	0.0/0	0/0	0	0	0
11/24	CINCINNATI	2	0	2	0.0/0	0/0	0	0	0
12/1	at Jacksonville	2	0	2	0.0/0	0/0	0	0	0
12/8	HOUSTON	1	0	1	0.0/0	0/0	0	0	0
12/15	CAROLINA	0	1	0	0.5/3	0/0	0	0	0
12/23	at Tampa Bay	0	0	0	0.0/0	0/0	0	0	0
12/29	BALTIMORE	1	0	1	0.0/0	0/0	1	0	0
SEASON TOTALS		23	5	28	6.5/48	0/0	3	1	0

POSTSEASON

1/5	CLEVELAND	0	0	0	0.0/0	0/0	0	0	0
1/11	at Tennessee	1	1	2	0.0/0	0/0	0	0	0
POSTSEASON TOTALS		1	1	2	0.0/0	0/0	0	0	0



98 CASEY HAMPTON

NOSE TACKLE



HEIGHT—6-1

WEIGHT—325

COLLEGE—Texas

BIRTHDATE—September 3, 1977

BIRTHPLACE—Galveston, Texas

HOW ACQUIRED—D1-'01 (#19)

NFL EXPERIENCE—4th Year

CAREER GAMES-STARTS/POSTSEASON: '01 (16-11/2-2), '02 (16-16/2-2), '03 (16-16/0-0)

CAREER TOTALS: 48-43 (4-4)

PRO: Is a throwback to another era who anchors the defensive line...has a low center of gravity that allows him to gain leverage against opponents...has blossomed into one of the top NFL nose tackles...was selected for the first time to the 2004 Pro Bowl.

2003: Finished with a career-high 44 total tackles (31 solo stops)...also had one sack and two passes defended...registered his only sack of the season for one yard at Kansas City (9/14)...logged 50 defensive plays...finished with four tackles (three solos) versus Tennessee (9/28), including 2½ tackles for no gain...logged 33 defensive snaps...was very disrupted and was perhaps the defensive player of the game at Denver (10/12)...finished with three total tackles (two solos)...also was credited with one quarterback hurry/pressure and a pass defended...played 41 defensive snaps. **2002:** Finished with 41 total tackles, including a career-high two sacks...really came on strong during the latter part of the season...had one of his best days of the early season at New Orleans (10/6)...played 46 defensive snaps...finished with four tackles (two solos), including a tackle for a loss of one yard...also was credited with a quarterback hit/pressure...recovered the second fumble of his career at Cincinnati (10/13)—on a sack by Joey Porter—and rambled 36 yards to set up a Steelers TD...played 33 defensive snaps...was credited with one tackle...recorded his first career sack versus Carolina (12/15)...finished with two total tackles...played 37 defensive snaps...had a very active day at Tampa Bay (12/23)...finished with three tackles (all solos)...also had his second sack in as many games and forced two fumbles...finished with one assist versus Baltimore (12/29)...was instrumental in limiting the Browns to just 38 yards rushing in Wild Card game versus Cleveland (1/5)...finished with three total tackles (one solo), one for a loss of a yard...forced a fumble on a hard tackle on Eddie George that led to a Steelers TD in Divisional Playoff game at Tennessee (1/11)...finished with four total tackles (three solos)...also was credited with a pass defended on a tipped pass. **2001:** Started the final 11 games of the regular season plus the two postseason games...finished with 33

CAREER HIGHLIGHTS

- ◆ 2004 Pro Bowl
- ◆ 2003 Set Career-High Tackles (44)
- ◆ 2001 First-Round Draft Pick (19th overall)



total tackles (26 solo stops) and one sack...also had a fumble recovery...saw extensive playing time even though he did not start in the season-opener at Jacksonville (9/9)...played 27 defensive snaps...was credited with one quarterback hurry/pressure...split time with Kendrick Clancy at Buffalo (9/30)...logged 23 defensive snaps...made his first start as a pro versus Tennessee (10/29)...played 20 defensive snaps...finished with two solo tackles...started for the second straight game versus Baltimore (11/4)...logged 28 defensive plays...finished with four total tackles (three solo)...started his third straight game at Cleveland (11/11)...recorded his first pro sack in the fourth quarter...played 36 defensive snaps...finished with three total tackles...also had a quarterback hurry/pressure...played well again in his fourth straight start versus Jacksonville (11/18)...played 28 defensive snaps...recorded three solo tackles...also recovered the first fumble of his career on Jacksonville's last drive of the game to seal the Steelers' victory...had two assists in AFC Playoff game versus Baltimore (1/20)...finished with two assists in AFC Championship game versus New England (1/27).

COLLEGE: Started 37 consecutive games for the Longhorns...became the first defensive lineman to lead the team in tackles two consecutive seasons (1999-2000)...recorded 329 tackles (177 solos) to rank 11th on the school's all-time list, the most by a down lineman since Steve McMichael totaled 369 (1976-79)...registered 9½ sacks and 54 stops for losses...also registered 56 quarterback pressures and caused nine fumbles...earned All-American first-team honors as a senior from The Football Writers Association, *The Sporting News*, Walter Camp and *The Sports Xchange*...was a consensus All-Big 12 Conference first-team selection and Defensive Player of the Year...posted 78 tackles (41 solos) with 3½ sacks and 18 stops for losses...credited with 22 quarterback pressures...was an All-America first-team selection by the Football Writers Association and Associated Press as a junior in 1999...received second-team honors from *The Sporting News*...was an All-Big 12 Conference second-team choice...named the team's Most Consistent Defensive Player for the second year in a row...received the Dr. Nasser Al-Rashid Strength and Conditioning Award...became the first Longhorn lineman since Brian Espinoza (118 in 1986) to lead the team in tackles, registering a career-high 101 tackles (50 solos) with three sacks and 21 stops for losses...was credited with 24 quarterback pressures...caused and recovered a pair of fumbles...was an All-Big 12 Conference second-team choice in 1998...named the team's Most Consistent Defensive Player...started every game...recorded 60 tackles (29 solos) with two sacks and eight stops for losses...registered six quarterback pressures, five pass deflections and recovered one fumble...appeared in three games in 1997 before being granted a medical redshirt...finished with 13 tackles (6 solos), a forced fumble and a quarterback pressure...played in every game as a true freshman in 1996, starting six at nose guard...recorded 77 tackles (51 solos), one sack and seven stops for losses...had three quarterback pressures and a forced fumble...majored in history.

PERSONAL: Was an All-State Class 5A first-team selection and two-time District Defensive Player of the Year at Ball (Galveston, Texas) High...recorded 102 tackles with 12 sacks, two forced fumbles and a fumble recovery while also blocking three kicks as a senior...blocked three kicks and made 116 tackles as a junior...regularly volunteered at the Austin Children's Hospital...is the son of Ivory Anderson...Full name: Casey Hampton.





HAMPTON'S GAME-BY-GAME STATISTICS

2003

<u>Date</u>	<u>Opponent</u>	<u>I</u>	<u>AT</u>	<u>TOT</u>	<u>Sack/</u>					
					<u>YDS</u>	<u>INT</u>	<u>PD</u>	<u>FF</u>	<u>FR</u>	
9/7	BALTIMORE	2	0	2	0.0/0	0/0	0	0	0	
9/14	at Kansas City	3	0	3	1.0/1	0/0	0	0	0	
9/21	at Cincinnati	1	0	1	0.0/0	0/0	0	0	0	
9/28	TENNESSEE	3	1	4	0.0/0	0/0	0	0	0	
10/5	CLEVELAND	1	2	3	0.0/0	0/0	0	0	0	
10/12	at Denver	2	1	3	0.0/0	0/0	1	0	0	
10/26	ST. LOUIS	1	0	1	0.0/0	0/0	0	0	0	
11/2	at Seattle	3	1	4	0.0/0	0/0	0	0	0	
11/9	ARIZONA	2	2	4	0.0/0	0/0	0	0	0	
11/17	at San Francisco	2	2	4	0.0/0	0/0	0	0	0	
11/23	at Cleveland	2	1	3	0.0/0	0/0	0	0	0	
11/30	CINCINNATI	1	0	1	0.0/0	0/0	0	0	0	
12/7	OAKLAND	0	1	1	0.0/0	0/0	0	0	0	
12/15	at N.Y. Jets	3	0	3	0.0/0	0/0	0	0	0	
12/21	SAN DIEGO	3	1	4	0.0/0	0/0	0	0	0	
12/28	at Baltimore	3	0	3	0.0/0	0/0	1	0	0	
SEASON TOTALS		31	13	44	1.0/1	0/0	2	0	0	

2002

<u>Date</u>	<u>Opponent</u>	<u>I</u>	<u>AT</u>	<u>TOT</u>	<u>Sack/</u>					
					<u>YDS</u>	<u>INT</u>	<u>PD</u>	<u>FF</u>	<u>FR</u>	
9/9	at New England	2	0	2	0.0/0	0/0	0	0	0	
9/15	OAKLAND	1	0	1	0.0/0	0/0	0	0	0	
9/29	CLEVELAND	3	2	5	0.0/0	0/0	0	0	0	
10/6	at New Orleans	2	2	4	0.0/0	0/0	0	0	0	
10/13	at Cincinnati	1	0	1	0.0/0	0/0	0	0	1	
10/21	INDIANAPOLIS	2	0	2	0.0/0	0/0	0	0	0	
10/27	at Baltimore	2	0	2	0.0/0	0/0	0	0	0	
11/3	at Cleveland	1	2	3	0.0/0	0/0	0	0	0	
11/10	ATLANTA	3	0	3	0.0/0	0/0	0	0	0	
11/17	at Tennessee	2	1	3	0.0/0	0/0	0	0	0	
11/24	CINCINNATI	2	1	3	0.0/0	0/0	0	0	0	
12/1	at Jacksonville	2	0	2	0.0/0	0/0	0	0	0	
12/8	HOUSTON	2	2	4	0.0/0	0/0	0	0	0	
12/15	CAROLINA	2	0	2	1.0/8	0/0	0	0	0	
12/23	at Tampa Bay	3	0	3	1.0/5	0/0	0	2	0	
12/29	BALTIMORE	0	1	1	0.0/0	0/0	0	0	0	
SEASON TOTALS		30	11	41	2.0/13	0/0	0	2	1	

POSTSEASON

1/5	CLEVELAND	1	2	3	0.0/0	0/0	0	0	0	
1/11	at Tennessee	3	1	4	0.0/0	0/0	1	1	0	
POSTSEASON TOTAL		4	3	7	0.0/0	0/0	1	1	0	



**2001**

<u>Date</u>	<u>Opponent</u>	<u>T</u>	<u>AT</u>	<u>TOT</u>	<u>Sack/</u>					<u>FF</u>	<u>FR</u>
					<u>YDS</u>	<u>INT</u>	<u>PD</u>	<u>FF</u>	<u>FR</u>		
9/9	at Jacksonville	0	0	0	0.0/0	0/0	0	0	0	0	0
9/30	at Buffalo	2	0	0	0.0/0	0/0	0	0	0	0	0
10/7	CINCINNATI	2	0	2	0.0/0	0/0	0	0	0	0	0
10/14	at Kansas City	0	1	1	0.0/0	0/0	0	0	0	0	0
10/21	at Tampa Bay	3	1	4	0.0/0	0/0	0	0	0	0	0
10/29	TENNESSEE	2	0	2	0.0/0	0/0	0	0	0	0	0
11/4	BALTIMORE	3	1	4	0.0/0	0/0	0	0	0	0	0
11/11	at Cleveland	3	0	3	1.0/6	0/0	0	0	0	0	0
11/18	JACKSONVILLE	3	0	3	0.0/0	0/0	0	0	0	1	1
11/25	at Tennessee	0	1	1	0.0/0	0/0	0	0	0	0	0
12/2	MINNESOTA	0	0	0	0.0/0	0/0	0	0	0	0	0
12/9	N.Y. JETS	0	1	1	0.0/0	0/0	0	0	0	0	0
12/16	at Baltimore	1	1	2	0.0/0	0/0	0	0	0	0	0
12/23	DETROIT	3	0	3	0.0/0	0/0	0	0	0	0	0
12/30	at Cincinnati	3	1	4	0.0/0	0/0	0	0	0	0	0
1/6/02	CLEVELAND	1	0	1	0.0/0	0/0	0	0	0	0	0
SEASON TOTALS		26	7	33	1.0/6	0/0	0	0	0	1	1

POSTSEASON

1/20	BALTIMORE	0	2	2	0.0/0	0/0	0	0	0	0	0
1/27	NEW ENGLAND	0	2	2	0.0/0	0/0	0	0	0	0	0
POSTSEASON TOTALS		0	4	4	0.0/0	0/0	0	0	0	0	0

HAMPTON'S CAREER STATISTICS**Regular Season**

<u>TACKLES</u>	<u>Solo</u>	<u>AT</u>	<u>Tot.</u>	<u>Sp.T.</u>	<u>Sacks</u>	<u>FF</u>	<u>FR</u>
2001 Pittsburgh (AFC)	26	7	33	0	1.0	0	1
2002 Pittsburgh (AFC)	30	11	41	0	2.0	2	1
2003 Pittsburgh (AFC)	31	13	44	0	1.0	0	0
NFL Totals (3 years)	87	31	118	0	2.0	2	2

Postseason

<u>TACKLES</u>	<u>Solo</u>	<u>AT</u>	<u>Tot.</u>	<u>Sp.T.</u>	<u>Sacks</u>	<u>FF</u>	<u>FR</u>
2001 Pittsburgh (AFC)	0	4	4	0	0.0	0	0
2002 Pittsburgh (AFC)	4	3	7	0	0.0	1	0
NFL Totals (2 years)	4	7	11	0	0.0	1	0



64 JEFF HARTINGS

CENTER



HEIGHT—6-3

WEIGHT—299

COLLEGE—Penn State

BIRTHDATE—September 7, 1972

BIRTHPLACE—St. Henry, Ohio

HOW ACQUIRED—UFA from Detroit (March 8, 2001)

NFL EXPERIENCE—9th Year

CAREER GAMES-STARTS/POSTSEASON: '96 (11-10); '97 (16-16/1-1), '98 (13-13), '99 (16-16), '00 (16-16/1-1), '01 (16-16/2-2), '02 (12-11/2-2), '03 (16-16/0-0)

CAREER TOTAL: 116-114 (6-6)

STEELERS TOTAL: 44-43 (4-4)

PRO: Was one of the top free-agent acquisitions prior to the 2001 season and has been a standout center ever since...played his entire pro career at guard but moved to center to replace future Hall of Famer Dermontti Dawson...became a fixture of Detroit's offensive line almost immediately since reporting to team in October of his rookie year after a lengthy contract holdout...was the second of two Lions' first-round picks in the 1996 NFL Draft (23rd overall)...had a streak of 61 consecutive starts (39 with the Lions all at right guard) end when he suffered a knee injury Oct. 21, 2002 versus Indianapolis. **2003:** Started all 16 games for the Steelers...left the game in the second quarter after sustaining a knee injury at Cleveland (11/23)...helped anchor the line that paved the way for the Steelers' first 100-yard rusher of the season versus Oakland (12/7) and yielded no sacks...helped pave the way for Jerome Bettis' second 100-yard performance—second in three games—versus San Diego (12/21) and the Steelers' 181 yards rushing. **2002:** Started 11 games in 2002, missing five games because of a nagging knee injury...was selected as a first alternate to the 2003 Pro Bowl for the second straight year...started his 20th straight regular-season game at center at New Orleans (10/6)...made his 21st consecutive regular-season start at center at Cincinnati (10/13)...helped pave the way for the offense's season-high 211 yards rushing and Jerome Bettis' first 100-yard rushing performance of the season...suffered a knee injury in the third quarter in Monday Night game versus Indianapolis (10/21)...missed his first game as a Steeler at Baltimore (10/27)...was inactive because of his knee injury...dressed but did not play at Cleveland (11/3)...helped the offense amass 645 yards in total offense versus Atlanta (11/10)...helped pave the way for a second consecutive 100-yard performer...missed most of the second half after he aggravated his knee injury at Tennessee (11/17)...was inactive because of his knee injury for two consecutive weeks (Games 11-12)...returned to active duty for the first

CAREER HIGHLIGHTS

- ◆ 2003 Pro Bowl First Alternate
- ◆ 2002 Pro Bowl First Alternate
- ◆ 2000 Pro Bowl First Alternate
- ◆ 1999 Pro Bowl First Alternate
- ◆ 1996 First-Round Draft Pick (23rd Overall)



time in three weeks versus Houston (12/8)...replaced Chukky Okobi in the fourth quarter...returned to the starting lineup for the first time in four weeks versus Carolina (12/15)...helped pave the way for Amos Zereoue's third 100-yard rushing performance of the season and the fourth for the Steelers versus Baltimore (12/29)...started both postseason games. **2001:** Was selected as a first alternate to the 2002 Pro Bowl...made his first pro start at center and first as a Steeler in season-opener at Jacksonville (9/9)...had one snap miscue...helped pave the way for Jerome Bettis' 47th career 100-yard rushing performance and the team's 170 total rushing yards at Buffalo (9/30)...made third straight start at center versus Cincinnati (10/7)...helped pave the way for Jerome Bettis' 100-yard rushing performance...played extremely well at Kansas City (10/14)...had an integral role in helping the Steelers compile their second straight 200-yard rushing performance and Jerome Bettis' third straight 100-yard game...was solid in helping the Steelers produce a third straight 200-yard rushing performance at Tampa Bay (10/21) and Jerome Bettis' fourth straight 100-yard game...helped pave the way for the Steelers' sixth 100-yard rushing performance of the season versus Detroit (12/23) and the sixth 400-yard offensive performance—second straight...helped lead the offense to its sixth 200-yard rushing performance of the season versus Cleveland (1/6/02)...started his third postseason game of his pro career and first for the Steelers at center versus Baltimore (1/20)...started at center in AFC Championship versus New England (1/27). **2000:** Earned Eric Andolsek Top Offensive Lineman Award, voted by teammates, for the second time in career (also in 1998)...made biggest play in five-year career when he scored Lions' only touchdown in 10-7 win at New York Jets (12/17), when he pounced on a fumble in end zone (James Stewart fumbled at one-yard line) with 5:43 left in game and helped offensive unit gain a season-high 210 rushing yards on 44 attempts (James Stewart had career-highs with 37 attempts for 164 yards)...was member of offensive line that did not allow a sack at Green Bay (12/10)...contributed to offensive line that allowed just one sack at New York Giants (11/19). **1999:** Continued his high level of play as one of the most consistent performers among all Lions...named Pro Bowl alternate for second consecutive season...one of only three Lions to start all 16 regular season games, in addition to NFC Wild Card Playoff Game at Washington (1/8)...was the only offensive lineman to start and finish every game. **1998:** Started all 13 games in which he appeared, missing three outings in mid-season with a sprained knee...voted by teammates as the 1998 Eric Andolsek Most Valuable Offensive Lineman...played at near-Pro Bowl level down the stretch of the year once he fully re-gained strength and endurance following the injury...returned to lineup for last seven outings of '98 after missing games 7-9 with knee injury suffered vs. Green Bay (10/15)...named second-team All-NFL at midway point of '98 by *The Sporting News* and as an alternate on the 1999 NFC Pro Bowl squad. **1997:** Played extremely well in first full year in the NFL...started at right guard for the Lions in every game during '97 campaign, and consistently graded out very well...was part of line that contributed to Barry Sanders becoming only the third player in NFL history to rush for more than 2,000 yards in a single season...named by *Pro Football Weekly* as someone who is likely to ascend to Pro Bowl level of play within the next couple of years. **1996:** Recovered from the effects of an initial contract holdout to enjoy impressive rookie campaign, becoming starting right guard less than two weeks after reporting to team...made remarkable transition learning offensive system (despite missing all of training camp) starting the season's final 10 games after seeing first pro action vs. Atlanta (10/6) only nine days after signing his contract...was named to



NFL All-Rookie team by both *USA Today* and *College and Pro Football Newsweekly*...played very well in first pro start at Oakland (10/13), squaring off against one of the league's toughest interior tackle combinations in Russell Maryland, Chester McGlockton and Jerry Ball.


COLLEGE: Became only the 10th player in school history (1994-95) to earn first-team All-American honors in consecutive years (last was offensive guard Steve Wisniewski, 1987-88)...joined wide receiver Bobby Engram as the first two Nittany Lions to earn All-Big Ten honors three times...was a 1995 All-American first-team choice of The Poor Man's Guide to the NFL Draft, Walter Camp Foundation, United Press International and the American Football Coaches Association...was a semi-finalist for the Lombardi Award in '95...earned GTE/CoSIDA Academic All-District, National Football Foundation and Hall of Fame Scholar-Athlete, Hitachi/College Football Association Scholar-Athlete Team and Academic All-Big Ten selection...graded 95 percent for blocking consistency in '95...did not allow a sack his senior year as he posted 102 knockdowns...paved the way as the offense averaged 420.3 yards per game in '95...was first-team All-American choice in 1994 as a junior by the Associated Press and Walter Camp, adding second-team honors by *Football News*, United Press International, *College Sports Magazine* and *The Sporting News*...also earned All-Big Ten and academic All-Conference accolades...started junior year at guard in 1994, paving the way for an offense that led the nation with an average of 520.2 yards in total offense and 47.8 points per game...earned All-Big Ten first-team honors as a sophomore in 1993...earned a degree in marketing from Penn State.

PERSONAL: Was a two-time All-Conference selection, adding All-Ohio honors as a senior at St. Henry (Ohio) High School...was two-way lineman, leading the team to the state title in his senior year...recorded 200 tackles with 23 sacks during his prep career and participated in the '91 Ohio North-South All-Star Game...also lettered in track, performing in the shot put and discus...was one of 10 children (four brothers, five sisters)...brother, Scott, played football at Ohio Northern, and another brother, Joe, attended Penn State on a football scholarship...is from the same hometown (St. Henry, Ohio) as former Pro Bowl tackle, Jim Lachey, and former NFL quarterback, Bobby Hoying...Full Name: Jeff Hartings.



34 VERRON HAYNES

RUNNING BACK

**HEIGHT**—5-9**WEIGHT**—222**COLLEGE**—Georgia**BIRTHDATE**—February 17, 1979**BIRTHPLACE**—Bronx, N.Y.**HOW ACQUIRED**—D5-'02 (#31, 166)**NFL EXPERIENCE**—3rd Year**CAREER GAMES-STARTS/POSTSEASON:** '02 (14-0/0-0), '03 (12-0/0-0)**CAREER TOTAL:** 26-0 (0-0)

PRO: Was one of seven draft choices to make the final 53-man roster in 2002...has showed excellent potential and versatile enough to play running back or fullback...has been hampered by serious leg injuries in his first two years...was placed on reserved/injured list the past two seasons, both times in December after demonstrating much promise. **2003:** Had an excellent preseason and emerged as the team's third running back...was having a solid season in his limited time in 2003 as a the third running back and on special teams...was placed on reserved/injured for the second consecutive year after having season-ending knee surgery Dec. 10, 2003...finished with 63 yards on 20 carries...also had seven receptions for 57 yards...gained 18 yards on 11 carries versus Baltimore (9/7)...also had one reception for nine yards...averaged seven yards (21 total) on three receptions at Kansas City (9/14), including a long of 13...had a costly fumble with the Steelers driving for a potential score that the Chiefs converted into a TD...was credited with one solo special-teams tackle...was inactive due to a knee injury at Cincinnati (9/21)...returned to action after missing one game with a knee injury versus Tennessee (9/28)...had one carry for minus-two yards...finished second on the team behind Jerome Bettis with 20 yards on two carries at Denver (10/12)...also had one reception for three yards...totaled 15 yards on two rushing attempts versus Arizona (11/9), including a long run of 15 yards...also had one reception for 12 yards. **2002:** Led the team with 18 special-teams tackles...was placed on reserve/injured list on Dec. 17, 2002...had 10 carries for 51 yards, including a long run of 20 yards...also caught three passes for 51 yards...accumulated most of his playing time on special teams in season-opener at New England (9/9)...had a big game on special teams at New Orleans (10/6), recording three special-teams tackles (one solo)...recorded two special-team solo tackles versus Indianapolis (10/21)...contributed on offense and special teams at Baltimore (10/27)...had a nifty 20-yard run among his 23 yards he gained on three carries...also had two receptions for 13 yards...had four rushing attempts for five yards at Cleveland (11/3)...gained 16 yards on a fake punt at Jacksonville (12/1)...also had a big day covering kicks...finished with three solo special-teams tackles...was credited with one solo special-teams tackle versus Houston (12/8)...had one reception for three yards versus Carolina (12/15)...also was credited with one special-



teams assist.

COLLEGE: Was a former walk-on who began his career at Western Kentucky before transferring to Georgia...was given an opportunity to show his running skills late in his senior year when injuries depleted the Bulldogs' ground game...led team in rushing as a senior...gained more than 100 yards in each of his last four games...rushed for 737 yards on 136 carries (5.4 avg.) and eight touchdowns in 21 regular-season games...compiled a 5.15-yards per carry average, second only to Herschel Walker's school career record of 5.29 yards (1980-82)...was a Super Sleeper Team and All-Southeastern Conference second-team selection by *The National Sports Bureau*...was elected by his teammates as the permanent overall team captain at the conclusion of the regular season...led the team with 126 carries for 691 yards (5.5 avg.) and seven touchdowns as a senior...added 242 yards and a pair of scores on 19 receptions (12.7 avg.)...averaged 93.3 all-purpose yards per game...started two games at fullback in 2000...played on special teams in every game in 1999 and 2000...majored in finance.

PERSONAL: Was an All-City, All-Fulton County, and All-Area selection, and named to the *Atlanta Journal Constitution* North Fulton "Formidable Four" team as a senior at North Springs High School in Sandy Springs, Ga...played running back and linebacker...selected as a member of the All-Northside Neighbor Football Team as a running back in 1996...received the 1996 North Springs High School VIP Award...selected Niketown Athlete of the Month and Year from four-county metro Atlanta area...won team MVP and Outstanding Running Back awards...rushed for 1,142 yards with 11 touchdowns and recorded 95 tackles, four fumble recoveries, and two interceptions in nine games as a senior...did not begin playing football until his junior year in 1995 when he rushed for 646 yards and four touchdowns...is the son of Harriett and Steve Nesbitt...Full name: Verron Ulric Haynes.

Haynes' Career Single-Game Highs

Regular Season

Yards Rushing- 23 (10/27/02 at Baltimore)
Rushing Attempts- 4 (11/3/02 at Cleveland)
Longest Run- 20 (10/27/02 at Baltimore)
TDs Rushing- 0
100-yard Games- 0

Receptions- 2 (10/27/02 at Baltimore)
Yards Receiving- 7 (10/27/02 at Baltimore)
Longest Reception- 7 (10/27/02 at Baltimore)

HAYNES' GAME-BY-GAME STATISTICS

RUSHING

RECEIVING

2001

Date	Opponent	No.	Yds.	Avg.	Lg.	TD	No.	Yds.	Avg.	Lg.	TD
9/7	BALTIMORE	11	18	1.6	7	0	1	9	9.0	9	0
9/14	at Kansas City	0	0	0.0	—	0	3	21	7.0	13	0
9/21	at Cincinnati	INACTIVE									
9/28	TENNESSEE	1	-2	-2.0	-2	0	0	0	0.0	—	0
10/5	CLEVELAND	0	0	0.0	—	0	0	0	0.0	—	0
10/12	at Denver	2	20	10.0	10	0	1	3	3.0	3	0
10/26	ST. LOUIS	0	0	0.0	—	0	0	0	0.0	—	0
11/2	at Seattle	0	0	0.0	—	0	0	0	0.0	—	0



11/9	ARIZONA	2	15	7.5	15	0	1	12	12.0	12	0
11/17	at San Francisco	1	9	9.0	9	0	0	0	0.0	—	0
11/23	at Cleveland	1	-2	-2.0	-2	0	0	0	0.0	—	0
11/30	CINCINNATI	0	0	0.0	—	0	0	0	0.0	—	0
12/7	OAKLAND	2	5	2.5	4	0	1	12	12.0	12	0
SEASON TOTALS		20	63	3.2	15	0	7	57	8.1	13	0

2001

Date	Opponent	No.	Yds.	Avg.	Lg.	TD	No.	Yds.	Avg.	Lg.	TD
9/9	at New England	0	0	0.0	—	0	0	0	0.0	—	0
9/15	OAKLAND	0	0	0.0	—	0	0	0	0.0	—	0
9/29	CLEVELAND	0	0	0.0	—	0	0	0	0.0	—	0
10/6	at New Orleans	0	0	0.0	—	0	0	0	0.0	—	0
10/13	at Cincinnati	2	7	3.5	6	0	0	0	0.0	—	0
10/21	INDIANAPOLIS	0	0	0.0	—	0	0	0	0.0	—	0
10/27	at Baltimore	3	23	7.7	20	0	2	7	3.5	7	0
11/3	at Cleveland	4	5	1.3	3	0	0	0	0.0	—	0
11/10	ATLANTA	0	0	0.0	—	0	0	0	0.0	—	0
11/17	at Tennessee	0	0	0.0	—	0	0	0	0.0	—	0
11/24	CINCINNATI	0	0	0.0	—	0	0	0	0.0	—	0
12/1	at Jacksonville	1	16	16.0	16	0	0	0	0.0	—	0
12/8	HOUSTON	0	0	0.0	—	0	0	0	0.0	—	0
12/15	CAROLINA	0	0	0.0	—	0	1	3	3.0	3	0
SEASON TOTALS		10	51	5.1	20	0	3	10	3.3	7	0

WAYNES' CAREER STATISTICS

RUSHING

	No.	Yds.	Avg.	LG	TD
2002 Pittsburgh (AFC)	10	51	5.1	20	0
2003 Pittsburgh (AFC)	20	63	3.2	15	0
NFL Totals (2 years)	26	114	4.4	20	0

RECEIVING

	No.	Yds.	Avg.	LG	TD
2002 Pittsburgh (AFC)	3	10	3.3	7	0
2003 Pittsburgh (AFC)	7	57	8.1	13	0
NFL Totals (2 years)	10	67	6.7	13	0

76 CHRIS HOKE


DEFENSIVE TACKLE

**HEIGHT**–6-3**WEIGHT**–296**COLLEGE**–Brigham Young**BIRTHDATE**–April 6, 1976**BIRTHPLACE**–Long Beach, Calif.**HOW ACQUIRED**–FA-'01**NFL EXPERIENCE**–4th Year**CAREER GAMES-STARTS/POSTSEASON**: '01 (0-0/0-0), '02 (0-0/0-0), '03 (0-0/0-0)**CAREER TOTAL**: 0-0

PRO: Earned a roster spot in 2001 as an undrafted free agent...is a tough, physical player...has been a survivor on the 53-man roster each of the past three years even though he has spent some time on the team's practice squad. **2003:** Was deactivated for all 16 games in 2003. **2002:** Dressed for two games (Games 3 and 4) but did not play...was inactive for the 13 other games for which he was on the active roster...spent one game on the practice squad when he was placed there Nov. 23, 2002 to make room for safety Erik Totten. **2001:** Was deactivated for the first 14 weeks of the season...was released Dec. 22 to make room for the activation of running back R.J. Bowers...was placed on the team's practice squad Dec. 25 for the remainder of the season.

COLLEGE: Finished 2000 fourth on team with 51 tackles (25 solo), which tied a career-high...registered five sacks and 15 tackles for losses...recovered one fumble...had a career-high 51 tackles (27 solo), including 13 tackles for a loss in 1999...recorded six sacks...recovered one fumble...registered two QB pressures...recorded five or more tackles in four games...named Academic All-Mountain West Conference...registered 37 tackles (30 solo) and five tackles for a loss in 1998...registered three sacks and five QB pressures...helped Cougars defense lead the Western Athletic Conference in total and rushing defense...played entire 1997 season as a backup after spending previous two years on an LDS mission to Brussels, Belgium...registered two tackles...redshirted in 1994...majored in communications.

PERSONAL: Lettered three times in football at Foothill (Santa Ana, Calif.) High...team went undefeated and was a CIF quarterfinalist during senior year...named league defensive player of the year...named first-team All-CIF twice, All-Orange County twice and all-league three times...lettered three times in track...was three-time league champion in the shot put...married (Jaimee)...has two sons, Cade (1/6/01) and Nathan (5/28/03)...is the son of Ed and Kim Hoke and Frank and Cathy Winger...Full name: Chris Hoke.

28 CHRIS HOPE
SAFETY**HEIGHT**— 5-11**WEIGHT**— 206**COLLEGE**— Florida State**BIRTHDATE**— August 20, 1980**BIRTHPLACE**— Rock Hill, S.C.**HOW ACQUIRED**— D3-'02 (#29, 94)**NFL EXPERIENCE**— 3rd Year**CAREER GAMES-STARTS/POSTSEASON**: '02 (14-0/2-0), '03 (16-0/0-0)**CAREER TOTAL**: 30-0 (2-0)

PRO: A third-round draft pick in 2002, was one of seven draft selections to make the final 53-man roster...is a hard-hitting safety who has shown promise during the past two seasons. **2003:** Developed into a pretty solid defensive back in his first significant action from scrimmage...had a highlight play in the season-finale at Baltimore (12/28) when he received a pass from punter Josh Miller on a fake punt and scored on an 81-yard TD—the Steelers' longest TD reception of the season...finished with 11 total tackles (10 solos)...also was credited with 15 special-teams tackles (11 solos)...led the team with three solo special-teams tackles at Cincinnati (9/21)...recorded one solo special-teams tackle versus Cleveland (10/5)...made a crushing block that sprung Antwaan Randle El on his 84-yard punt return for a touchdown versus St. Louis (10/26)...accumulated the most playing time of his Steelers career at Cleveland (11/23)...finished with one solo tackle...logged 29 defensive snaps...finished with four solo tackles versus Cincinnati (11/30)...also was credited with a quarterback hurry/pressure...played 19 defensive snaps. **2002:** Played in 14 regular-season games and both playoff contests...was deactivated for two games (Games 14 and 15)...finished with 11 total tackles, all solos...also was credited with 14 total special-teams tackles (nine solos)...forced a fumble on a kickoff return that led to a second-quarter Steelers' TD at Baltimore (10/27)...finished with two solo tackles at Tennessee (11/17)...played four defensive snaps...accumulated his most extensive playing time of the season versus Cincinnati (11/24) due to injuries...finished with three solo tackles...also was credited with one special-teams tackle...logged 29 defensive plays...finished with six solo tackles at Jacksonville (12/1)...also was credited with a quarterback hit/pressure...was inactive for the first time in the season versus Carolina (12/15)...was inactive at Tampa Bay (12/23)...was forced into action in the team's pass defense because of injuries to the secondary...finished with three total tackles (two solos) in Divisional Playoff game at Tennessee (1/11)...also was credited with a solo special-teams tackle.

COLLEGE: Was a two-time Academic All-America selection...bench presses more than 400 pounds...was a three-year starter who performed in three national championship games...twice earned the award for the most dependable defensive back on the team...finished his career with 234 tackles (149 solos) and seven stops behind



the line of scrimmage...also deflected 18 passes, collected nine interceptions, caused three fumbles and registered two fumble recoveries...was an All-Atlantic Coast Conference and Academic All-ACC first-team choice as a senior...earned second-team All-ACC honors as a junior...majored in communications.

PERSONAL: Was a USA Today All-USA first-team and Parade All-American selection as a senior at Rock Hill (S.C.) High...named the USA Today Player of the Year in the state of South Carolina and selected to the *PrepStar's* Dream Team...ranked as the No. 1 defensive back prospect in the nation by *PrepStar* the renowned recruiting publication...rated the No. 3 defensive back and the No. 50 overall prospect in America by the National Recruiting Advisor...was a member of the *Atlanta Journal-Constitution* Super Southern 1000...selected to the *Orlando Sentinel* All-Southern team...rated as the No. 1 defensive back recruit nationally by the *Tampa Tribune*...ranked as the sixth-best recruit nationally by the *St. Petersburg Times*...recorded 114 tackles and three interceptions as a defensive back while rushing for 1,319 yards and 20 touchdowns as a running back...totaled 464 tackles, 10 interceptions and four fumble recoveries during his four-year varsity career...is the son of Randy and Mary Hope...Full name: Chris Hope.

HOPE'S GAME-BY-GAME STATISTICS

2003

Date	Opponent	I	AT	TOT	Sack/		INT	PD	FF	FR
					YDS					
9/7	BALTIMORE	0	0	0	0.0/0		0/0	0	0	0
9/14	at Kansas City	0	0	0	0.0/0		0/0	0	0	0
9/21	at Cincinnati	0	0	0	0.0/0		0/0	0	0	0
9/28	TENNESSEE	0	0	0	0.0/0		0/0	0	0	0
10/5	CLEVELAND	0	0	0	0.0/0		0/0	0	0	0
10/12	at Denver	0	0	0	0.0/0		0/0	0	0	0
10/26	ST. LOUIS	0	0	0	0.0/0		0/0	0	0	0
11/2	at Seattle	0	0	0	0.0/0		0/0	0	0	0
11/9	ARIZONA	0	0	0	0.0/0		0/0	0	0	0
11/17	at San Francisco	0	0	0	0.0/0		0/0	0	0	0
11/23	at Cleveland	1	0	1	0.0/0		0/0	0	0	0
11/30	CINCINNATI	4	0	4	0.0/0		0/0	0	0	0
12/7	OAKLAND	2	0	2	0.0/0		0/0	0	0	0
12/14	at N.Y. Jets	1	0	1	0.0/0		0/0	0	0	0
12/21	SAN DIEGO	1	0	1	0.0/0		0/0	1	0	0
12/28	at Baltimore	1	1	2	0.0/0		0/0	0	0	0
SEASON TOTALS		10	1	11	0.0/0		0/0	1	0	0

**2002**

<u>Date</u>	<u>Opponent</u>	<u>T</u>	<u>AT</u>	<u>TOT</u>	<u>Sack/</u>				
					<u>YDS</u>	<u>INT</u>	<u>PD</u>	<u>FF</u>	<u>FR</u>
9/9	at New England	0	0	0	0.0/0	0/0	0	0	0
9/15	OAKLAND	0	0	0	0.0/0	0/0	0	0	0
9/29	CLEVELAND	0	0	0	0.0/0	0/0	0	0	0
10/6	at New Orleans	0	0	0	0.0/0	0/0	0	0	0
10/13	at Cincinnati	0	0	0	0.0/0	0/0	0	0	0
10/21	INDIANAPOLIS	0	0	0	0.0/0	0/0	0	0	0
10/27	at Baltimore	0	0	0	0.0/0	0/0	0	1	0
11/3	at Cleveland	0	0	0	0.0/0	0/0	0	0	0
11/10	ATLANTA	0	0	0	0.0/0	0/0	0	0	0
11/17	at Tennessee	2	0	2	0.0/0	0/0	0	0	0
11/24	CINCINNATI	3	0	3	0.0/0	0/0	0	0	0
12/1	at Jacksonville	6	0	6	0.0/0	0/0	0	0	0
12/8	HOUSTON	0	0	0	0.0/0	0/0	0	0	0
12/15	CAROLINA	INACTIVE							
12/23	at Tampa Bay	INACTIVE							
12/29	BALTIMORE	0	0	0	0.0/0	0/0	0	0	0
SEASON TOTALS		11	0	11	0.0/0	0/0	0	1	0

POSTSEASON

1/5	CLEVELAND	0	0	0	0.0/0	0/0	0	0	0
1/11	at Tennessee	2	1	3	0.0/0	0/0	0	0	0
POSTSEASON TOTALS		2	1	3	0.0/0	0/0	0	0	0

HOPE'S CAREER STATISTICS**Regular Season**


<u>TACKLES</u>	<u>Solo</u>	<u>AT</u>	<u>Tot.</u>	<u>Sp.T.</u>	<u>Sacks</u>	<u>FF</u>	<u>FR</u>
2002 Pittsburgh (AFC)	11	0	11	14	0.0	1	0
2003 Pittsburgh (AFC)	10	1	11	15	0.0	0	0
NFL Totals (2 years)	21	1	22	29	0.0	1	0

Postseason

<u>TACKLES</u>	<u>Solo</u>	<u>AT</u>	<u>Tot.</u>	<u>Sp.T.</u>	<u>Sacks</u>	<u>FF</u>	<u>FR</u>
2002 Pittsburgh (AFC)	2	1	3	5	0.0	0	0
NFL Totals (1 year)	2	1	3	5	0.0	0	0

29 CHIDI IWUOMA

CORNERBACK



(pronounced CHEE-dee eye-WOM-a)

HEIGHT—5-8

WEIGHT—184

COLLEGE—California

BIRTHDATE—February 19, 1978

BIRTHPLACE—Pasadena, Calif.

HOW ACQUIRED—FA-'02 (Sept. 11, 2002)

NFL EXPERIENCE—4th Year

GAMES PLAYED/STARTED: '01 (13-1/0-0), '02 (13-0/2-0), '03 (15-0/0-0)

CAREER TOTALS: 41-1 (2-0)

STEELERS TOTALS: 28-0 (2-0)

PRO: Signed with the Steelers as a free agent on Sept. 11, 2002 when former Steeler Hank Poteat suffered a toe injury...has blossomed into a top special-teams player for the Steelers...played with the Detroit Lions in 2001 after signing with the team as an undrafted free agent...was in training camp with the Detroit Lions but was released prior to the 2002 season...was an undrafted rookie free agent signed by the Lions April 27, 2001. **2003:** Finished with 19 special-teams tackles (14 solos)...had a big day on special teams versus Arizona (11/9)...led the team with three special-teams tackles (two solos). **2002:** Emerged as a top special-teams player...finished with 16 special-teams tackles (nine solos)...was deactivated for the first time versus Cleveland (9/29)...had another big day on special teams at Jacksonville (12/1)...finished with three total special-teams tackles (two solos)...was deactivated versus Houston (12/8)...was a standout on special teams versus Carolina (12/15)...was credited with two special-teams tackles (both solos)...left the game early in the first half with a knee injury in Wild Card game versus Cleveland (1/5) and did not return...was credited with one special-teams tackle. **2001:** Was relegated to Lions' practice squad preceding the start of regular season play...moved to active roster before season-opener after Lions secondary was diminished with multiple injuries...played in a total of 13 games with his lone start coming versus Dallas (1/6/02)...finished the season with 10 tackles (four solo), three passes defended and 11 special teams tackles...posted a career-high six (three solo) tackles and his first career pass defended versus Chicago (12/30)...was inactive at Pittsburgh (12/23)...made a season and career-high three special teams tackles at Tampa Bay (12/9)...had one special teams tackle at Arizona (11/18)...was inactive versus Tampa Bay (11/11)...filled in for depleted secondary at Minnesota (10/14) and posted the first stats of his professional career, two tackles and two special teams tackles...did not play versus St. Louis (10/8)...saw action on special teams at Cleveland (9/23) and at Green Bay (9/9).

COLLEGE: Finished senior season at California as an honorable mention All-Pac 10 selection after he started all 11 games and tallied 11 pass deflections and 46 tackles...also led Bears with 17 punt returns for 116 yards (6.8 average) and had three kickoff returns for 52 yards...garnered honorable mention Pac-10 honors



after starting 10-of-11 games during junior season...ended junior season with nine pass deflections, 50 tackles, including 40 unassisted tackles and had a pair of interceptions....completed sophomore season leading the team with 11 pass deflections and was Cal's most consistent corner, starting all 11 games, and was the team's sixth-leading tackler with 48 tackles, including 38 unassisted stops.

PERSONAL: Named the co-Offensive Player of the Year in the Pacific League at Pasadena High School...gained more 2,200 all-purpose yards (991 rushing and 501 receiving) and scored 22 TDs...also earned first-team CIF and San Gabriel Valley honors. Full name: Chidi Iwuoma.

IWUOMA'S GAME-BY-GAME STATISTICS

2003

Date	Opponent	I	AT	TOT	Sack/		INT	PD	FF	FR
					YDS					
9/7	BALTIMORE	0	0	0	0.0/0		0/0	0	0	0
9/14	at Kansas City	0	0	0	0.0/0		0/0	0	0	0
9/21	at Cincinnati	0	0	0	0.0/0		0/0	0	0	0
9/28	TENNESSEE	0	0	0	0.0/0		0/0	0	0	0
10/5	CLEVELAND	0	0	0	0.0/0		0/0	0	0	0
10/12	at Denver				INACTIVE					
10/26	ST. LOUIS	0	0	0	0.0/0		0/0	0	0	0
11/2	at Seattle	0	0	0	0.0/0		0/0	0	0	0
11/9	ARIZONA	0	0	0	0.0/0		0/0	0	0	0
11/17	at San Francisco	0	0	0	0.0/0		0/0	0	0	0
11/23	at Cleveland	0	0	0	0.0/0		0/0	0	0	0
11/30	CINCINNATI	0	0	0	0.0/0		0/0	0	0	0
12/7	OAKLAND	0	0	0	0.0/0		0/0	0	0	0
12/14	at N.Y. Jets	0	0	0	0.0/0		0/0	0	0	0
12/21	SAN DIEGO	0	0	0	0.0/0		0/0	0	0	0
12/28	at Baltimore	0	0	0	0.0/0		0/0	0	0	0
SEASON TOTALS		0	0	0	0.0/0		0/0	0	0	0

2002

Date	Opponent	I	AT	TOT	Sack/		INT	PD	FF	FR
					YDS					
9/9	at New England				Not On Roster					
9/15	OAKLAND	0	0	0	0.0/0		0/0	0	0	0
9/29	CLEVELAND				INACTIVE					
10/6	at New Orleans	0	0	0	0.0/0		0/0	0	0	0
10/13	at Cincinnati	0	0	0	0.0/0		0/0	0	0	0
10/21	INDIANAPOLIS	0	0	0	0.0/0		0/0	0	0	0
11/3	at Cleveland	0	0	0	0.0/0		0/0	0	0	0
11/10	ATLANTA	0	0	0	0.0/0		0/0	0	0	0
11/17	at Tennessee	0	0	0	0.0/0		0/0	0	0	0
11/24	CINCINNATI	0	0	0	0.0/0		0/0	0	0	0
12/1	at Jacksonville	0	0	0	0.0/0		0/0	0	0	0
12/8	HOUSTON				INACTIVE					
12/15	CAROLINA	0	0	0	0.0/0		0/0	0	0	0
12/23	at Tampa Bay	0	0	0	0.0/0		0/0	0	0	0
12/29	BALTIMORE	0	0	0	0.0/0		0/0	0	0	0
SEASON TOTALS		0	0	0	0.0/0		0/0	0	0	0

POSTSEASON

1/5	CLEVELAND	0	0	0	0.0/0		0/0	0	0	0
1/11	at Tennessee	0	0	0	0.0/0		0/0	0	0	0
POSTSEASON TOTALS		0	0	0	0.0/0		0/0	0	0	0



IWUOMA'S CAREER STATISTICS

Regular Season

TACKLES	Solo	AT	Tot.	Sp.T.	Sacks	FF	FR	INTERCEPTIONS	No.	Yds.	Avg.	LG	TD
2001 Detroit (NFC)	4	6	10	11	0.0	0	0	2001 Detroit (NFC)	0	0	0.0	—	0
2002 Pittsburgh (AFC)	0	0	0	16	0.0	0	0	2002 Pittsburgh (AFC)	0	0	0.0	—	0
2003 Pittsburgh (AFC)	0	0	0	19	0.0	0	0	2003 Pittsburgh (AFC)	0	0	0.0	—	0
NFL Totals (3 years)	4	6	10	46	0.0	0	0	NFL Totals (3 years)	0	0	0.0	—	0
Steelers Totals (2 years)	0	0	0	35	0.0	0	0	Steelers Totals (2 years)	0	0	0.0	—	0

Postseason

TACKLES	Solo	AT	Tot.	Sp.T.	Sacks	FF	FR	INTERCEPTIONS	No.	Yds.	Avg.	LG	TD
2002 Pittsburgh (AFC)	0	0	0	1	0.0	0	0	2002 Pittsburgh (AFC)	0	0	0.0	—	0
NFL Totals (1 year)	0	0	0	1	0.0	0	0	NFL Totals (1 year)	0	0	0.0	—	0

95 ALONZO JACKSON

LINEBACKER



HEIGHT—6-4

WEIGHT—268

COLLEGE—Florida State

BIRTHDATE—Sept. 15, 1980

BIRTHPLACE—Americus, Ga.

HOW ACQUIRED—D2-'03 (#27, 59)

NFL EXPERIENCE—2nd Year

CAREER GAMES-STARTS/POSTSEASON: '02 (5-0/2-0)

CAREER TOTALS: 5-0 (2-0)

PRO: Had to make the transition from defensive end to outside linebacker in the Steelers' 3-4 defense...showed flashes of excellence during the latter part of the preseason. **2003:** Was inactive for the final 14 games of the season after dressing for the first two...logged 13 defensive plays in season-opener vs. Baltimore (9/7).

COLLEGE: Played defensive end in college...emerged as one of the best edge rushers in college football during his final two seasons...recorded 125 tackles (72 solos) with 23 quarterback sacks and 33 stops behind the line of scrimmage during his career...finished college career ranked fifth on the school's career-sack list (23) and ranked third in school history with 33 tackles for losses...was an All-Atlantic Coast Conference first-team selection as a senior in 2002...started every game at right defensive end...recorded 42 tackles (34 solos) and ranked second in the conference with a career-high 13 sacks for minus-79 yards and 19 stops for losses of 104 yards...finished fourth on the school's single-season sack list (13)...deflected three passes and intercepted another and returned it 48 yards for a touchdown...caused four fumbles and made 19 quarterback pressures...started nine games at right defensive end in 2001...recorded 33 tackles (19 solos) and led the team with five sacks and eight stops for losses...deflected a pass and finished second on the team with 16 quarterback pressures...missed two games with a sprained knee...started four games in 2000...recorded 37 tackles (16 solos) with five sacks and six stops for losses...recovered a fumble and deflected two



passes...played in every game as a reserve defensive end as a true freshman in 1999...earned bachelor's degree in sociology.

PERSONAL: Nicknamed "Zo"...attended Americus (Ga.) High...was a *USA Today* honorable mention All-American...named Super Prep All-American after playing both offense and defense...was a first-team Class 2A All-State selection...was a member of the *Atlanta Journal-Constitution's* Super Southern 100 and Top 50 in Georgia...recorded 116 tackles, 16 sacks and three blocked kicks as a senior...is the son of Pat Jackson and the late Eddie B. Jackson...Full name: Alonzo Jackson.

99 BRETT KEISEL

DEFENSIVE END



HEIGHT—6-5

WEIGHT—285

COLLEGE—Brigham Young

BIRTHDATE—September, 19, 1978

BIRTHPLACE—Provo, Utah

HOW ACQUIRED—D7b-'02 (#31, 242)

NFL EXPERIENCE—3rd Year

CAREER GAMES-STARTS/POSTSEASON: '02 (5-0/2-0), '03 (IR)

CAREER TOTALS: 5-0 (2-0)

PRO: Was one of the seven 2002 draft selections to make the final roster...was the Steelers' final draft pick...developed into a top special-teams player during the latter part of the 2002 regular-season. **2003:** Was placed on reserve/injured list for entire season following shoulder surgery. **2002:** Came on strong as a dynamic special-teams player...played in five games...finished with seven solo special-teams tackles...was inactive for first nine games...dressed for his first pro game at Tennessee (11/17)...did not play...was active for the second straight week versus Cincinnati (11/24)...made some big plays again on special teams versus Carolina (12/15)...recovered a fumble on a muffed punt that led to a Steelers TD...was credited with three special-teams tackles (all solos).

COLLEGE: Finished his career with 66 tackles (39 solos), nine quarterback sacks and 19 stops behind the line of scrimmage...was a Super Sleeper Team selection by *The NFL Draft Report*...received All-Mountain West Conference honorable mention honors in 2001...had a banner senior campaign in his first year as a starter...recorded 41 tackles (23 solos) and ranked second on the team with four sacks, and third with nine tackles for losses...also forced one fumble...played in every game at defensive end...made 22 tackles (13 solos), five sacks and 10 tackles for losses...transferred to Snow (Utah) Junior College in 1999...made three unassisted tackles at defensive end in 1998...redshirted in 1997...majored in health sciences.

PERSONAL: Lettered four times in football and basketball and twice in track at Greybull (Wy.) High School...was a four-time All-Conference selection...earned All-State honors as a tight end and linebacker (1995-96)...was *USA Today* Wyoming Player of the Year in his final season...also earned Sportslink Player of the Year and Conference Player of the Year honors in 1996...is the son of Connie and Lane Keisel...Full name: Brett Keisel.



90 TRAVIS KIRSCHKE

DEFENSIVE LINE



HEIGHT—6-3

WEIGHT—298

COLLEGE—UCLA

BIRTHDATE—Sept. 6, 1974

BIRTHPLACE—Fullerton, Calif.

HOW ACQUIRED—UFA-'03 (March 11, 2004 from S.F.)

NFL EXPERIENCE—8th Year

CAREER GAMES-STARTS/POSTSEASON: '97 (3-0/1-0), '98 (0-0/0-0),

'99 (15-7/1-0), '00 (13-0/0-0), '01 (16-2/0-0), '02 (15-1/0-0), '03 (15-15/0-0)

CAREER TOTALS: 77-25 (1-0)

PRO: Joined the Steelers March 11, 2004 as an unrestricted free agent after spending the 2003 campaign with the San Francisco 49ers...began his career with the Detroit Lions (1997-02)...is a versatile defensive lineman who has ability to play either defensive tackle or defensive end...adds veteran and starting experience to rotation...was signed by the 49ers as unrestricted free agent after originally signing by the Lions as undrafted free agent in 1997. **2003 (S.F.):** Started in 15-of-16 games...finished with 46 total tackles (27 solos) and 1½ sacks...recorded three tackles (two solo) and half sack (two yards) vs. Chicago (9/7)...registered one sack (nine yards) and two assisted tackles at St. Louis (9/14)...was credited with five tackles (three solos) at Minnesota (9/28)...had four tackles (three solos) at Seattle (10/12)...was inactive with knee injury vs. St. Louis (11/2). **2002 (Detroit):** Saw action in 15 games with one start...finished season with 19 tackles (13 solo)...registered three solo tackles vs. Green Bay (9/22) and left game with deep leg laceration...recorded four tackles (three solo) at Green Bay (11/10)...was inactive vs. Jets (11/17). **2001:** Saw action in all 16 games with two starts...finished season with 22 tackles (11 solo)...registered season-high four tackles (three solo) vs. Tampa Bay (11/11)...started at Arizona (11/18) in place of injured Luther Elliss, posting one tackle...tied season-high with four tackles at Pittsburgh (12/23). **2000:** Saw action in 13 games and saw prominent time as member of Lions regular defensive line rotation, especially early in year...recorded 23 tackles, a half sack and second career fumble recovery...collected 17 of his 23 tackles in Games 1-9...was inactive in three of season's final seven games...posted season-high four tackles vs. Tampa Bay (9/17) and matched total at Indianapolis (10-29)...recovered fumble deep in Lions territory vs. Green Bay (10/8)...had two tackles and recorded half sack at Green Bay (12-10). **1999:** Started seven games early in season, but settled back into reserve role...shifted to end during training camp after spending most of collegiate career and 1997-98 as defensive tackle...finished year with career-high 39 tackles after tallying only two stops in first two years in NFL...started Games 1-5 and 9-10...recorded a career-high six tackles at Kansas City (9/26)...registered a half sack vs. San Diego (10/10) and vs. Minnesota (10-17)...equaled career-high with six stops at Green Bay (11/21)...was inactive

with sprained ankle vs. Washington (12-5)...recorded second career sack at Minnesota (1/2)...totaled five tackles in NFC Wild Card Playoff Game at Washington (1/8). **1998:** Spent majority of season on reserved/injured list...was inactive for first three games due to lingering effects of abdomen injury...placed on reserved/injured list Sept. 22. **1997:** Was only rookie free agent to make season-opening roster...demonstrated ability and tremendous work ethic in training camp to impress coaches and earn position on team...played in three regular-season games in reserve role along defensive line...posted two tackles in NFL debut vs. Atlanta (8/31)...contributed two tackles in NFC Wild Card Playoff Game at Tampa Bay (12/28)...was inactive for 12 of last 14 games.

COLLEGE: Led UCLA linemen during senior season with 49 tackles, including 3.5 sacks and career-high nine tackles for loss...started first four games as junior before injury forced him to reserve duty for remainder of season...despite reduced playing time, still tied for second on squad with three sacks, as well as 24 tackles and three tackles for loss...started seven games as sophomore, including last six contests...was third on squad with career-high five sacks as sophomore...also posted 31 tackles and six tackles for loss...was one of just two true freshman to see action on defense...was defensive co-winner of UCLA's 1994 John Boncheff Jr. Memorial Trophy for Rookie-of-the-Year...earned spot on Director's Honor Roll (academic) three times during college career.

PERSONAL: Was a three-year letterwinner at offensive guard and defensive tackle at Esperanza (Anaheim, Calif.) High...was a consensus first-team high school All-America selection by *Parade*, *Super Prep*, *Blue Chip*, *Football News Scholastic Coach* and *USA Today*...named *USA Today* California Player-of-the-Year in 1993...is married (wife Amy) and has one daughter, Ella and a son, Gabe...resides in Lone Tree, Colo. Full name: Travis Kirschke.

KIRSCHKE'S CAREER STATISTICS

Regular Season

TACKLES	Solo	AT	Tot.	Sp.T.	Sacks	FF	FR
1997 Detroit (NFC)	1	1	2	0	0.0	0	0
1998 Detroit (NFC)	0	0	0	0	0.0	0	0
1999 Detroit (NFC)	19	20	39	0	2.0	1	1
2000 Detroit (NFC)	12	11	23	0	0.5	0	1
2001 Detroit (NFC)	11	11	22	0	0.0	0	0
2002 Detroit (NFC)	17	11	28	0	0.0	0	0
2003 San Fran. (NFC)	27	19	46	1.5	0.0	0	0
NFL Totals (7 years)	87	73	160	1.5	2.5	1	2

Postseason

TACKLES	Solo	AT	Tot.	Sp.T.	Sacks	FF	FR
1997 Detroit (NFC)	2	0	2	0	0.0	0	0
1999 Detroit (NFC)	0	5	5	0	0.0	0	0
NFL Totals (2 years)	2	5	7	0	0.0	0	0

35 DAN KREIDER

FULLBACK



HEIGHT-5-11

WEIGHT-255

COLLEGE-New Hampshire

BIRTHDATE-March 11, 1977

BIRTHPLACE-Lancaster, Pa.

HOW ACQUIRED-FA-'00

NFL EXPERIENCE-5th Year

CAREER GAMES-STARTS/POSTSEASON: '00 (10-7/0-0), '01 (13-1/2-0), '02 (16-13/2-2), '03 (16-12/0-0)

CAREER TOTALS: 55-34 (4-2)

PRO: Has surpassed all expectations as an undrafted rookie free agent by being a solid fullback for the Steelers...has established himself as a top blocking back for the Steelers...re-signed with the Steelers March 3 as an unrestricted free agent, agreeing to four-year contract...earned the 2000 Joe Greene Great Performance Award as the Steelers Rookie of the Year, selected by the Pittsburgh chapter of the Pro Football Writers Association. **2003:** Finished with 29 yards on seven carries and one TD...also had nine receptions for 107 yards...set career marks for receptions and receiving yards during the 2002 regular season (18 and 122, respectively)...had his most productive day as a pro at Cincinnati (9/21)...had a 13 yards on a career-high three carries and also had two receptions for seven yards...also helped lead the way for the Steelers running backs, who had their most productive day of the early season...had one reception versus St. Louis (10/26), a nifty pass he tipped with one hand, for a 15-yard gain...tied Plaxico Burress for the team high with two receptions for a team-high 21 yards at Cleveland (11/23), including a long of 15...had one key reception of 24 yards that led to the Steelers' first TD of the game in the third quarter versus Cincinnati (11/30)...recorded the longest reception of his career for 26 yards on his only catch versus Oakland (12/7)...also had one carry for a yard...helped pave the way for Jerome Bettis' and the Steelers' first 100-yard rushing performance of the season...was instrumental in Jerome Bettis' season-high 115 yards rushing versus San Diego (12/21) and the team's 181-yard rushing performance. **2002:** Set career marks for receptions and receiving yards during the 2002 regular season (18 and 122, respectively)...finished with 16 rushing yards on six attempts...caught one pass for nine yards in season-opener at New England (9/9)...scored his second career TD and first receiving touchdown at Cincinnati (10/13) on a four-yard pass from Tommy Maddox...also helped pave the way for Jerome Bettis' first 100-yard performance of the season...had both a run and catch versus Indianapolis (10/21)...gained two rushing yards and had a nine-yard reception...had a key block on Amos Zereoue's 35-yard TD run at Baltimore (10/27)...had one of his most active days at Cleveland (11/3)...caught two passes for 23 yards, an 11.5 average, and ran once for two yards...helped the offense amass 645 yards in total

CAREER HIGHLIGHTS

- ◆ 2000 Joe Greene Award (Top Rookie)



offense versus Atlanta (11/10)...helped pave the way for a second consecutive 100-yard performer...set a career high with four receptions for 19 yards versus Cincinnati (11/24)...had his second multiple reception game in two weeks at Jacksonville (12/1)...finished with two receptions for 17 yards...ran once for five yards versus Houston (12/8) and added a reception for 10 yards...was instrumental in Amos Zereoue's third 100-yard rushing performance of the season versus Baltimore (12/29) and the team's fourth...had two receptions for 14 yards in Divisional playoff at Tennessee (1/11). **2001:** Continued to serve as a valuable backup fullback...suffered a freak calf injury the first day of training camp and missed the entire preseason...was placed on the physically unable to perform list July 20...was activated to the active roster Sept. 2...played in 13 games and started one...finished with 29 yards and one TD on seven carries...also caught two passes for five yards...was deactivated for the first three games...was activated for the first time of the season at Kansas City (10/14)...made his first start since the 2000 season versus Jacksonville (11/18) in place of the injured Jon Witman...scored his first career touchdown—the game-winner—at Baltimore (12/16) on a four-yard burst...finished with two rushes for six yards and one reception for five yards...had two carries for 12 yards versus Detroit (12/23), including a long of eight yards...had one carry for a yard versus Cleveland (1/6/02)...caught two passes for 13 yards versus New England (1/27). **2000:** Was signed to the active roster Oct. 17 when Jon Witman was placed on the reserved/injured list...was on the active roster for 10 games and started seven...rushed for 24 yards on two carries, including a long of 22 yards...also had five receptions for 42 yards...dressed for the first time in his pro career versus Cleveland (10/22)...earned his first start as a pro at Baltimore (10/29)...performed admirably as Jerome Bettis' blocking back...caught his first reception as a pro, a 14-yarder from Kordell Stewart...made his second straight start at Tennessee (11/5)...caught one pass for eight yards...started his third straight game versus Philadelphia (11/12)...helped pave the way for Jerome Bettis' fifth 100-yard rushing performance of the season—the first since he had been in the starting lineup...started his fourth straight game versus Jacksonville (11/19)...started his fifth straight game at Cincinnati (11/26)...was impressive again, leading the way for Jerome Bettis' sixth 100-yard rushing performance versus Oakland (12/3)...had the first carry of his pro career, a 22-yard burst on the Steelers initial play of the game...started his eighth straight game versus Washington (12/16)...helped pave the way for Jerome Bettis' seventh 100-yard performance.

COLLEGE: Was a three-year starter at fullback...gained 518 yards on 92 carries (5.6 avg.) and caught 25 passes for 275 yards (11.0 avg.) and one score as a senior...gained 403 all-purpose yards as a junior in 1998...rushed for 293 yards and caught nine passes for 96 yards despite battling ankle injuries...finished second on team with 451 yards rushing and two touchdowns in 1997 after redshirting the 1996 season with a torn anterior cruciate ligament...caught five passes for 75 yards and one touchdown...made four starts as a true freshman but missed final two games with a shoulder injury...finished third on the team with 308 yards rushing...majored in business administration.

PERSONAL: Lettered in football at Manheim Central High School...earned state Section II Best Player honors as a senior when he rushed 146 times for 1,289 yards...set single-season records with 32 touchdowns and 194 total points...is the son of Melvin and Carol Kreider...currently lives in Mount Joy, Pennsylvania...Full name: Dan Kreider.



Kreider's Career Single-Game Highs

Regular Season

Yards Rushing- 24 (12/3/00 vs. Oakland)
 Rushing Attempts- 3 (9/21/03 at Cincinnati)
 Longest Run- 22 (12/3/00 vs. Oakland)
 TDs Rushing- 1 (12/16/01 at Baltimore)
 100-yard Games- 0
 Receptions- 4 (11/24/02 vs. Cincinnati)
 Yards Receiving- 26 (12/7/03 vs. Oakland)
 Longest Reception- 26 (12/7/03 vs. Oakland)

Postseason

Yards Rushing- 0
 Rushing Attempts- 0
 Longest Run- 0
 TDs Rushing- 0
 100-yard Games- 0
 Receptions- 2 (twice, Last: 1/11/03 at Tennessee)
 Yards Receiving- 14 (1/11/03 at Tennessee)
 Longest Reception- 9 (1/27/02 vs. New England)

KREIDER'S GAME-BY-GAME STATISTICS

		Rushing					Receiving				
2003		No.	Yds.	Avg.	Lg	TD	No.	Yds.	Avg.	Lg	TD
Date	Opponent										
9/7	BALTIMORE	1	9	9.0	9	0	0	0	0.0	—	0
9/14	at Kansas City	0	0	0.0	—	0	1	1	1.0	1	0
9/21	at Cincinnati	3	13	4.3	6	0	2	7	3.5	4	0
9/28	TENNESSEE	0	0	0.0	—	0	0	0	0.0	—	0
10/5	CLEVELAND	0	0	0.0	—	0	0	0	0.0	—	0
10/12	at Denver	0	0	0.0	—	0	1	13	13.0	13	0
10/26	ST. LOUIS	0	0	0.0	—	0	1	15	15.0	15	0
11/2	at Seattle	1	4	4.0	4	0	0	0	0.0	—	0
11/9	ARIZONA	0	0	0.0	—	0	0	0	0.0	—	0
11/17	at San Francisco	0	0	0.0	—	0	0	0	0.0	—	0
11/23	at Cleveland	0	0	0.0	—	0	2	21	10.5	15	0
11/30	CINCINNATI	0	0	0.0	—	0	1	24	24.0	24	0
12/7	OAKLAND	1	1	1.0	1	0	1	26	26.0	26	0
12/14	at N.Y. Jets	1	2	2.0	2	0	0	0	0.0	—	0
12/21	SAN DIEGO	0	0	0.0	—	0	0	0	0.0	—	0
12/28	at Baltimore	0	0	0.0	—	0	0	0	0.0	—	0
SEASON TOTALS		7	29	4.1	9	0	9	107	11.9	26	0

2002

Date	Opponent	No.	Yds.	Avg.	Lg	TD	No.	Yds.	Avg.	Lg	TD
9/9	at New England	0	0	0.0	—	0	1	9	9.0	9	0
9/15	OAKLAND	0	0	0.0	—	0	0	0	0.0	—	0
9/29	CLEVELAND	0	0	0.0	—	0	0	0	0.0	—	0
10/6	at New Orleans	0	0	0.0	—	0	0	0	0.0	—	0
10/13	at Cincinnati	0	0	0.0	—	0	1	4	4.0	4	1
10/21	INDIANAPOLIS	1	2	2.0	2	0	1	9	9.0	9	0
10/27	at Baltimore	0	0	0.0	—	0	0	0	0.0	—	0
11/3	at Cleveland	1	2	2.0	2	0	2	23	11.5	15	0
11/10	ATLANTA	0	0	0.0	—	0	0	0	0.0	—	0
11/17	at Tennessee	0	0	0.0	—	0	0	0	0.0	—	0
11/24	CINCINNATI	0	0	0.0	—	0	4	19	4.8	10	0
12/1	at Jacksonville	0	0	0.0	—	0	2	17	8.5	11	0
12/8	HOUSTON	1	5	5.0	5	0	1	10	10.0	10	0
12/15	CAROLINA	2	4	2.0	3	0	2	2	1.0	3	0
12/23	at Tampa Bay	1	3	3.0	3	0	1	8	8.0	8	0
12/28	BALTIMORE	0	0	0.0	—	0	3	21	7.0	10	0
SEASON TOTALS		6	16	2.7	5	0	18	122	6.8	15	1

		Rushing					Receiving				
POSTSEASON											
1/5 CLEVELAND	0	0	0.0	—	0	0	0	0.0	—	0	
1/11 at Tennessee	0	0	0.0	—	0	2	14	7.0	8	0	
POSTSEASON TOTALS	0	0	0.0	—	0	2	14	7.0	8	0	

2001

<u>Date</u>	<u>Opponent</u>	<u>No.</u>	<u>Yds.</u>	<u>Avg.</u>	<u>L.G.</u>	<u>TD</u>	<u>No.</u>	<u>Yds.</u>	<u>Avg.</u>	<u>L.G.</u>	<u>TD</u>
9/9	at Jacksonville										
9/30	at Buffalo										
10/7	CINCINNATI										
10/14	at Kansas City	0	0	0.0	—	0	0	0	0.0	—	0
10/21	at Tampa Bay	1	12	12.0	12	0	0	0	0.0	—	0
10/29	TENNESSEE	1	-2	-2.0	-2	0	0	0	0.0	—	0
11/4	BALTIMORE	0	0	0.0	—	0	0	0	0.0	—	0
11/11	at Cleveland	0	0	0.0	—	0	0	0	0.0	—	0
11/18	JACKSONVILLE	0	0	0.0	—	0	0	0	0.0	—	0
11/25	at Tennessee	0	0	0.0	—	0	0	0	0.0	—	0
12/2	MINNESOTA	0	0	0.0	—	0	0	0	0.0	—	0
12/9	N.Y. JETS	0	0	0.0	—	0	0	0	0.0	—	0
12/16	at Baltimore	2	6	3.0	4t	1	1	5	5.0	5	0
12/23	DETROIT	2	12	6.0	8	0	0	0	0.0	—	0
12/30	at Cincinnati	0	0	0.0	--	0	0	0	0.0	—	0
1/6/02	CLEVELAND	1	1	1.0	1	0	0	0	0.0	—	0
SEASON TOTALS		7	29	4.1	12	1	2	5	2.5	5	0
POSTSEASON											
1/20	BALTIMORE	0	0	0.0	—	0	0	0	0.0	—	0
1/27	NEW ENGLAND	0	0	0.0	—	0	2	13	6.5	9	0
POSTSEASON TOTALS		0	0	0.0	—	0	2	13	6.5	9	0

2000

Date	Opponent	No.	Yds.	Avg.	LG.	TD	No.	Yds.	Avg.	LG.	TD
PRACTICE SQUAD FIRST											
SIX GAMES											
10/22	CLEVELAND	0	0	0.0	—	0	0	0.0	0	—	0
10/29	at Baltimore	0	0	0.0	—	0	1	14	14.0	14	0
11/5	at Tennessee	0	0	0.0	—	0	1	8	8.0	8	0
11/12	PHILADELPHIA	0	0	0.0	—	0	0	0	0.0	—	0
11/19	JACKSONVILLE	0	0	0.0	—	0	0	0	0.0	—	0
11/26	at Cincinnati	0	0	0.0	—	0	0	0	0.0	—	0
12/3	OAKLAND	2	24	12.0	22	0	0	0	0.0	—	0
12/10	at N.Y. Giants	0	0	0.0	—	0	2	10	5.0	6	0
12/16	WASHINGTON	0	0	0.0	—	0	0	0	0.0	—	0
12/24	at San Diego	0	0	0.0	—	0	1	10	10.0	10	0
SEASON TOTALS		2	24	12.0	22	0	5	42	8.4	14	0



KREIDER'S CAREER STATISTICS

Regular Season

RUSHING	No.	Yds.	Avg.	LG	TD	RECEIVING	No.	Yds.	Avg.	LG	TD
2000 Pittsburgh (AFC)	2	24	12.0	22	0	2000 Pittsburgh (AFC)	5	42	8.4	14	0
2001 Pittsburgh (AFC)	7	29	4.1	12	1	2001 Pittsburgh (AFC)	2	5	2.5	5	0
2002 Pittsburgh (AFC)	6	16	2.7	5	0	2002 Pittsburgh (AFC)	18	122	6.8	15	1
2003 Pittsburgh (AFC)	7	29	4.1	9	0	2003 Pittsburgh (AFC)	9	107	11.9	26	0
NFL Totals (4 years)	22	98	4.5	22	1	NFL Totals (4 years)	34	276	8.1	26	1

Postseason

RUSHING	No.	Yds.	Avg.	LG	TD	RECEIVING	No.	Yds.	Avg.	LG	TD
2001 Pittsburgh (AFC)	0	0	0.0	—	—	2001 Pittsburgh (AFC)	2	13	6.5	9	0
2002 Pittsburgh (AFC)	0	0	0.0	—	0	2002 Pittsburgh (AFC)	2	14	7.0	8	0
NFL Totals (2 years)	0	0	0.0	—	0	NFL Totals (2 years)	4	27	6.6	9	0

57 CLINT KRIEVALDT

LINEBACKER



HEIGHT—6-1

WEIGHT—248

COLLEGE—Wisconsin-Stevens Point

BIRTHDATE—March 16, 1976

BIRTHPLACE—Shiocton, Wisc.

HOW ACQUIRED—UFA-'03 (March 6, 2003 from Detroit)

NFL EXPERIENCE—6th Year

CAREER GAMES-STARTS/POSTSEASON: '99 (12-0/1-0), '00 (13-1), '01 (14-1), '02 (10-0), '03 (15-0/0-0)

CAREER TOTALS: 64-2 (1-0)

STEELERS TOTALS: 15-0 (0-0)

PRO: Signed as an unrestricted free agent March 6, 2003 from the Detroit Lions...has has spent vast majority of his young NFL career as a highly productive special teams player (60 career special-teams tackles) and filling in occasionally on defense...has excellent speed...was Lions' sixth round pick (177th overall) in the 1999 NFL Draft. **2002:** Finished the season with nine special-teams tackles and 11 defensive tackles...was inactive against Miami (9/8) and Carolina (9/15) due to foot injury...returned to action against Green Bay (9/22) and had three tackles (one solo) and a special teams tackle...had his first start of the season vs. New Orleans (9/29)...re-injured his foot at Minnesota (10/13) and was inactive for games versus Chicago (10/20), at Buffalo (10/27), versus Dallas (11/3) and at Green Bay (11/10)...played in final seven games and saw action mostly on special teams. **2001:** Finished the season with 31 tackles (15 solo, 16 assists) and also ranked second on the team with 19 special teams tackles...posted three special teams tackles at Cleveland (9/23)...filled in at middle linebacker for the injured Stephen Boyd at Min-



nesota (10/14) and collected a career-high seven tackles...collected two special teams tackles vs. Tennessee (10/14)... made one tackle and two special teams tackles vs. Cincinnati (10/28)...was inactive at San Francisco (11/4) and versus Tampa Bay (11/11) due to a concussion...recorded two tackles vs. Green Bay (11/22)...posted two tackles along with three special teams stops at Chicago (12/2)...made five tackles (four solo) at Tampa Bay (12/9)...collected three tackles and three special teams tackles vs. Minnesota (12/16)...made seven (four solo) tackles after filling in for Barrett Green, who was sidelined with a back injury at Pittsburgh (12/23)...made only start of season (second of career) filling in for Barrett Green who was sidelined with a back injury versus Chicago (12/30). **2000:** Saw increased action on defense in second year in the NFL, in addition to reprising role as one of the squad's most productive special teams players (tied for team-high with 22 tackles)...made five tackles on defense, in addition to both recovering and forcing a fumble...filled role as nickel linebacker in season opener at New Orleans (9/3) after Barrett Green left with ankle injury, then he suffered right high ankle sprain, which forced him inactive the following week versus Washington (9/10)... made first career start at Chicago (9/24), with Lions beginning game in nickel package and collected career-high three tackles and recovered a fumble...forced fumble on kickoff (Packers recovered) vs. Green Bay (10/8)...was inactive at New York Giants (11/19) and vs. New England (11/23) due to pinched nerve in neck suffered during practice in week prior to Giants' game...tied career-high with four special teams tackles in season finale vs. Chicago (12/24). **1999:** Gave squad a nice spark in the final 12 games of his rookie season (inactive the first four weeks), finishing second on the club with 19 special teams stops, including team and career-high four tackles vs. Minnesota (10/17)...played very sparingly on defense during rookie season...saw first extended defensive duty of career at Minnesota (1/2) with Allen Aldridge temporarily sidelined with two different ailments, and recorded first career interception deep in Lions' territory, in addition to career-high two tackles...recorded other tackle on defense at Green Bay (11/21)...returned to usual special teams duty only in NFC Wild Card Playoff Game at Washington (1/8) and tied career-high with four stops.

COLLEGE : Was a four-year starter who played inside linebacker most of his career, except for a stint outside in 1997...also played in short-yardage offensive situations as a running back...was the first four-time unanimous first team All-WIAC selection in conference history...set Wisconsin-Stevens Point career tackles record with 416...selected 1998 Division III National Defensive Player of the Year as a senior...also earned first-team AFCA Burger King Division III Coaches All-American, first-team Hewlett-Packard Division III All-American and first team Football Gazette All-American honors...was the 1998 *Milwaukee Journal-Sentinel* WIAC Player of the Year, Wisconsin-Stevens Point Team MVP, Defensive Player of the Year and Linebacker of the Year...recorded 10-plus tackles in all nine games (streak finished at 12 going back to the 1997 season)...had 115 tackles, 20 tackles for loss, 2.5 sacks, an interception, three passes defended, two forced fumbles and three fumble recoveries in 1998...led team in scoring with nine touchdowns (eight rushing, one fumble return)...named WIAC Defensive Player of the Week twice...was a 1997 first-team *Football Gazette* All-American as a junior...earned third-team Hewlett-Packard Division III All-American and unanimous first-team All-WIAC pick in...was the 1997 Wisconsin-Stevens Point Linebacker of the Year...had 90 tackles, 11 tackles for loss, career-high three sacks, three pass defenses, two forced fumbles, career-high four fumble recoveries and an interception in '97...was second on team in scoring with



nine touchdowns (eight rushing, one receiving)...was a unanimous first team All-WIAC and Linebacker of the Year as a sophomore in 1996...had career-high 121 tackles, 16 tackles for loss, two sacks, three forced fumbles, three fumble recoveries, two pass defenses and an interception in '96...was a unanimous first-team All-WIAC and Most Improved Player as a freshman in 1995...recorded 90 tackles, seven tackles for loss, one forced fumble and one fumble recovery...was redshirted as running back in 1994.

PERSONAL: Was an All-State running back at Shiocton (Wisc.) High School...earned All-Region and All-Conference honors as running back and linebacker as a prep senior in 1993...was the 1993 Offensive Player of the Year in Central Wisconsin Conference (large schools)...earned Team MVP and team captain in '93 as well...set school rushing records for most career yards (3,357), single-season yards (1,552) and single-game yards (317)...earned his college degree in 2000 off-season.

KREIWALDT'S GAME-BY-GAME STATISTICS

2003

Date	Opponent	I	AT	TOT	Sack/		PD	FF	FR
					YDS	INT			
9/7	BALTIMORE	0	0	0	0.0/0	0/0	0	0	0
9/14	at Kansas City	0	0	0	0.0/0	0/0	0	0	0
9/21	at Cincinnati	0	0	0	0.0/0	0/0	0	0	0
9/28	TENNESSEE	0	0	0	0.0/0	0/0	0	0	0
10/5	CLEVELAND	0	0	0	0.0/0	0/0	0	0	0
10/12	at Denver	0	0	0	0.0/0	0/0	0	0	0
10/26	ST. LOUIS	0	0	0	0.0/0	0/0	0	0	0
11/2	at Seattle	INACTIVE							
11/9	ARIZONA	0	0	0	0.0/0	0/0	0	0	0
11/17	at San Francisco	0	0	0	0.0/0	0/0	0	0	0
11/23	at Cleveland	0	0	0	0.0/0	0/0	0	0	0
11/30	CINCINNATI	0	0	0	0.0/0	0/0	0	0	0
12/7	OAKLAND	0	0	0	0.0/0	0/0	0	0	0
12/14	at N.Y. Jets	0	0	0	0.0/0	0/0	0	0	0
12/21	SAN DIEGO	0	0	0	0.0/0	0/0	0	0	0
12/28	at Baltimore	0	0	0	0.0/0	0/0	0	0	0
SEASON TOTALS		0	0	0	0.0/0	0/0	0	0	0

KREIWALDT'S CAREER STATISTICS

Regular Season

TACKLES	Solo	AT	Tot.	Sp.T	Sacks	FF	FR	INTERCEPTIONS	No.	Yds.	Avg.	LG	TD
1999 Detroit (NFC)	1	2	3	19	0.0	0	0	1999 Detroit (NFC)	1	2	2.0	2	0
2000 Detroit (NFC)	5	0	5	22	0.0	1	1	2000 Detroit (NFC)	0	0	0.0	—	0
2001 Detroit (NFC)	15	16	1	19	0.0	0	0	2001 Detroit (NFC)	0	0	0.0	—	0
2002 Detroit (NFC)	6	5	11	9	0.0	0	0	2002 Detroit (NFC)	0	0	0.0	—	0
2003 Pittsburgh (AFC)	0	0	0	23	0.0	0	0	2003 Pittsburgh (AFC)	0	0	0.0	—	0
NFL Totals (5 years)	27	23	50	89	0.0	2	3	NFL Totals (5 years)	1	2	2.0	2	0
Steelers Totals (1 year)	0	0	0	23	0.0	0	0	Steelers Totals (1 year)	0	0	0.0	—	0

Postseason

TACKLES	Solo	AT	Tot.	Sp.T	Sacks	FF	FR	INTERCEPTIONS	No.	Yds.	Avg.	LG	TD
1999 Detroit (NFC)	0	0	0	0	0.0	0	0	1999 Detroit (NFC)	0	0	0.0	—	0
NFL Totals (1 year)	0	0	0	0	0/0	0	0/0	NFL Totals (1 year)	0	0	0.0	—	0

31 MIKE LOGAN

SAFETY



HEIGHT - 6-1

WEIGHT - 211

COLLEGE - West Virginia

BIRTHDATE - September 15, 1974

BIRTHPLACE - Pittsburgh, Pa.

HOW ACQUIRED - UFA from Jacksonville (March 24, 2001)

NFL EXPERIENCE - 8th Year

GAMES PLAYED/STARTED/POSTSEASON - '97 (11-0/1-0), '98 (15-0/0-0), '99 (2-0/0-0), '00 (15-11/0-0), '01 (16-1/2-0), '02 (14-0/2-0), '03 (15-15/0-0)

NFL TOTALS: 89-27 (3-0)

STEELERS TOTALS: 45-16 (2-0)

PRO: Was one of two key free-agent acquisitions signed by the Steelers prior to the 2001 season...returned to his hometown after spending the first four years of his NFL career in Jacksonville...re-signed March 22, 2004 as an unrestricted free agent to remain with the team, agreeing on a three-year contract...can play both safety positions...adds experience and speed to the defensive secondary...also is a standout special-teams player. **2003:** Moved into the starting lineup in 2003 as the Steelers' starting strong safety, replacing Lee Flowers...performed solidly despite returning from major knee surgery in January...was named the Steelers' 2003 Ed Block Courage Award winner for his impressive return from major-knee surgery...finished with 96 total tackles (73 solos), which were third on the team...also was credited with a sack, six passes defended, two forced fumbles and three fumble recoveries...played all 68 defensive snaps in his first game for his hometown team as a starter...registered seven total tackles (six solos)...also had two pass defenses...recovered his first fumble of the season in the third quarter at Denver (10/12)...finished with four total tackles (all solos)...logged 42 defensive plays...registered his first sack of the season in the fourth quarter at Seattle (11/2)...was also credited with six total tackles (three solos)...led the team with 11 total tackles (10 solos) versus Arizona (11/9)...also was credited with two quarterback hurries/pressures...recorded his second straight double-digit tackling performance at San Francisco (11/17)...finished with 10 total tackles (nine solos)...finished with eight total tackles (seven solos) at Cleveland (11/23)...also was credited with a forced fumble and a pass defense...logged 25 defensive plays...led the team with nine total tackles (seven solos)...recovered a Jets' fumble deep in Steelers territory to thwart a potential scoring drive at N.Y. Jets (12/14)...registered seven total tackles (four solos)...recovered his third fumble of the season that set up a Steelers TD at Baltimore (12/28)...finished with eight total tackles (six solos)...also was credited with one pass defense...played 55 defensive

CAREER HIGHLIGHTS

- ◆ 2004 Chief Award (Cooperation With Media)
- ◆ 2004 Ed Block Courage Award



snaps. **2002:** Finished the season with 32 total tackles (28 solos)...also was credited with one interception and a half sack...was placed on the reserved/injured list Jan. 6, 2003, following knee surgery as a result of an injury sustained in 2002 Wild Card game versus Cleveland...collected his fifth career interception—third as a Steeler—versus Indianapolis (10/21) for a career-long 46-yard return...also was credited with six total tackles (five solos), two quarterback hits/pressures, three passes defended and one special-teams tackle...logged 37 defensive plays...left the game at the end of the first half at Cleveland (11/3) with a hamstring injury and did not return...played four defensive snaps...saw limited action because of a hamstring injury versus Atlanta (11/10)...played just two defensive snaps...played 13 defensive snaps at Tennessee (11/17) before leaving the game with a groin injury...was inactive because of his groin injury versus Cincinnati (11/24)...was inactive due to his groin injury at Jacksonville (12/1)...saw his first game action in three weeks versus Houston (12/8)...registered a half sack at Tampa Bay (12/23) for his first sack of the season...also was credited with three solo tackles and two passes defended...finished with three tackles (two solos) versus Baltimore (12/29)...also had one special-teams assist...had one of the biggest plays of the game in Wild Card game versus Cleveland (1/5), intercepting a Kelly Holcomb pass late in the third quarter...returned the interception 14 yards before suffering a knee injury that forced him to miss the rest of the game...finished with three solo tackles...also was credited with one pass defense. **2001:** Finished with 27 total tackles (22 solos) and was credited with two sacks for 19 yards...played all 16 games for Steelers and started one game (Oct. 14 at Kansas City)...collected two interceptions and had eight passes defended...also was credited with 20 special-teams tackles (12 solos)...earned his first start as a fifth defensive back at Kansas City (10/14)...logged 24 defensive plays...finished with three total tackles (all solos)...had one of his best days as a Steeler at Tampa Bay (10/21)...played extensively in the second half due to Brent Alexander's hip injury...collected his first interception as a Steeler...also registered his first Steelers sack...logged 45 defensive snaps...finished with five total tackles...also had a quarterback hurry/pressure and one pass defense...logged 21 defensive plays versus Tennessee (10/29)...finished with one tackle...also had two assists on special-teams and forced a fumble on a kickoff (recovered by John Fiala) that led to the Steelers' last TD...left the game in the first half due to a neck injury at Cleveland (11/11) and did not return...played one defensive snap...was credited with two solo special-teams tackles...recorded his second interception and second sack of the season at Tennessee (11/25)...played 17 defensive snaps...finished with two tackles...also was credited with three special-teams tackles...recovered a fumble on the opening kickoff at Cincinnati (12/30) and returned it 15 yards...played 47 defensive snaps...finished with three total tackles (two solos)...also had two pass defenses...had a strong game on defense and on special teams versus Cleveland (1/6/02)...finished with one solo tackle...also had two special-teams tackles and a fumble recovery on special teams...finished with one tackle in AFC Playoff game versus Baltimore (1/20)...also was credited with one pass defense...had two special-teams tackles...finished with two solo tackles in AFC Championship versus New England (1/27). **2000:** Started 11 games and had a career-high 61 tackles after rebounding from an ankle injury that sidelined him for virtually the entire 1999 season...was inactive on Sunday (hamstring) at Cleveland (9/3)...played in first game of year on special teams at Baltimore (9/10)...played on special teams versus Cincinnati (9/17), making one tackle in 30th game of career...played on defense and special teams, taking over at free safety in third



quarter when Rayna Stewart was injured at Indianapolis (9/25)...made first NFL start at free safety in place of injured Rayna Stewart versus Pittsburgh (10/1)...started at free safety on all 59 plays at Tennessee (10/16)...made eight solo tackles...started at free safety in 35th NFL game and played all 54 plays versus Washington (10/22), registering four tackles (two solo), one quarterback pressure, one pass defended and his first career interception...intercepted ball in end zone to end Washington scoring threat...started at free safety and played 53-of-59 plays at Dallas (10/29), making eight tackles (seven solo) and one tackle on special teams...started at free safety and played all 66 plays versus Seattle (11/12)...was credited with four solo tackles and two quarterback pressures...moved to nickel back after return of Rayna Stewart to starting lineup at Pittsburgh (11/19)...saw action on 43-of-56 plays and tied for team lead with seven tackles (six solo)...also was credited with a sack (first of career), one forced fumble (first of career) and two quarterback pressures...forced a fumble that was recovered by Rayna Stewart and led to a touchdown...added one special teams tackle...started at safety in nickel defense in 40th NFL game versus Cleveland (12/3), seeing action on 35-of-42 plays...made three tackles (two solo), three passes defended and recovered a fumble caused by Kevin Hardy that set up a TD...earned defensive game ball...also played on special teams, registering two tackles...received defensive game ball along with Kevin Hardy versus Arizona (12/10). **1999:** Served as team's nickel back for first two games, coming in at safety, with Carnell Lake moving to cornerback...played 27 plays on defense and made one tackle in the Sept. 12 season opener vs. San Francisco...also played on special teams, with one punt return for seven yards and one special teams tackle...played on special teams until suffering a fractured left ankle at the end of a 25-yard kickoff return in the second quarter of Week 2 at Carolina (9/19)...placed on injured reserve on Sept. 20. **1998:** Played in the first 15 games until suffering a sprained knee and missing the final game and both playoff games...made 29 tackles (16 solo), three passes defended and one QB pressure...added 12 special teams tackles to rank fourth on the squad...made four tackles in four different games...returned 18 kickoffs for 414 yards, a 23.0-yard average that ranked second on the team, including returns of 51 and 53 yards...also returned two punts for 26 yards for an average that would have tied for 11th in the AFC if he had two more returns to qualify...handled both punt and kickoff return duties at Denver (10/25) for injured Reggie Barlow, including a 17-yard punt return that was the first of his pro career...had a 51-yard kickoff return on the opening kickoff vs. Cincinnati (11/8) and earned a special teams game ball...had three kickoff returns for 86 yards, including a career-best 53-yarder to the Steelers' 27-yard line at Pittsburgh (11/22)...made the first fumble recovery of his career at Bengals' 26-yard line on a second-quarter kickoff to set up a field goal for a 17-0 lead at Cincinnati (11/29)...also made three special teams tackles...saw the most action of the season vs. Detroit (12/6) when he played 35 plays in nickel and dime defenses, making four tackles...led team with three special teams tackles at Minnesota (12/20), despite suffering a sprained knee...was inactive for regular-season finale and both playoff games. **1997:** Played in 11 games with no starts as a rookie...returned 10 kickoffs for 236 yards, a 23.6-yard average that was second best on the team...made five tackles on defense (all solos) and ranked fifth on club with 11 tackles on special teams...returned two kickoffs for 39 yards in his first NFL game at Baltimore (8/31) before suffering a strained hamstring in second quarter and leaving the game...played the next three games as a kickoff returner and special teams performer...saw his first pro action on defense vs. Cincinnati (10/5) as the



sixth defensive back for 17 plays...played 15 plays on defense the next week vs. Philadelphia...made three tackles on defense at Dallas (10/19) but suffered a broken thumb and finger on his right hand, missing the next five games...had his season-long kickoff return of 39 yards and three tackles on special teams vs. Baltimore (11/30) in his first game back after the injury...gained seven yards on a kickoff return after taking a reverse handoff from Reggie Barlow at New England (12/7)...earned a special teams game ball at Buffalo (12/14) with two kickoff returns for 55 yards and two special teams tackles...saw action for two plays in the dime defense in the Wild-Card Playoff at Denver (12/27)...also played on special teams and had three kickoff returns for 44 yards (long 18)...acquired with the first of two second-round choices (50th pick overall) in the draft, and was the 11th defensive back selected.

COLLEGE: Was a top kick-return specialist whose average of 11.3 yards on punt returns and 23.5 yards on kickoff returns ranked fourth on school's career lists...was an All-Big East Conference first-team choice at cornerback and second-team as a return specialist as a senior in 1996...selected as the recipient of the Gridiron Gladiator Award, given by team's coaches for on-field intensity...lined up at shortside cornerback, making 50 tackles (33 solo) with 11 pass deflections...caused and recovered one fumble and had five interceptions for 41 yards...led the Big East with a 12.3-yard average on 23 punt returns (282 yards) and added 260 yards on 14 kickoff returns (18.6 average)...played in eight games at shortside cornerback in 1995...recorded 44 tackles (29 solo) with five pass deflections and one interception...also returned four kickoffs for 96 yards (24.0 average)...saw limited action in six games in 1994, finishing with 19 tackles (14 solo)...returned 11 punts for 80 yards (7.3 average) and seven kickoffs for 175 yards (25.0 average)...appeared in every game in 1993, making his first collegiate start at shortside cornerback vs. Tom Coughlin's Boston College team...recorded 27 tackles (16 solo) and returned 12 kickoffs for 338 yards (28.2 average)...redshirted as a freshman in 1992...majored in social work.

PERSONAL: Married (Nicole) with three children...lives in Pittsburgh, Pa....was an All-State second-team pick, adding *Pittsburgh Post-Gazette* "Fabulous 22" honors while making the All-Conference squad as a senior at McKeesport (Pa.) High...was a team captain and Most Valuable Player...also excelled in baseball and track...earned Athletic Director's Academic Honor Roll accolades...was the recipient of the Mike Puskar endowed scholarship...attends numerous local fundraisers for a variety of causes...founded Logan's Heroes Foundation, which helps raise money and support educational programs that come from distressed and disadvantage situations...Full name: Michael V. Logan.

LOGAN'S GAME-BY-GAME STATISTICS

2003

Date	Opponent	I	AT	TOT	Sack/ YDS	INT	PD	FF	FR
9/9	at New England	2	0	2	0.0/0	0/0	0	0	0
9/15	OAKLAND	6	1	7	0.0/0	0/0	0	0	0
9/7	BALTIMORE	6	1	7	0.0/0	0/0	2	0	0
9/14	at Kansas City	3	1	4	0.0/0	0/0	1	0	0
9/21	at Cincinnati	4	0	4	0.0/0	0/0	1	0	0
9/28	TENNESSEE	0	0	0	0.0/0	0/0	0	0	0
10/5	CLEVELAND	5	1	6	0.0/0	0/0	0	0	0

10/12	at Denver	4	0	4	0.0/0	0/0	0	0	1
10/26	ST. LOUIS	2	2	4	0.0/0	0/0	0	0	0
11/2	at Seattle	3	3	6	1.0/5	0/0	0	0	0
11/9	ARIZONA	10	1	11	0.0/0	0/0	0	0	0
11/17	at San Francisco	9	1	10	0.0/0	0/0	0	0	0
11/23	at Cleveland	7	1	8	0.0/0	0/0	1	1	0
11/30	CINCINNATI	0	3	3	0.0/0	0/0	0	0	0
12/7	OAKLAND	7	2	9	0.0/0	0/0	0	0	0
12/14	at N.Y. Jets	4	3	7	0.0/0	0/0	0	0	1
12/21	SAN DIEGO	3	2	5	0.0/0	0/0	0	0	0
12/28	at Baltimore	6	2	8	0.0/0	0/0	1	0	1
SEASON TOTALS		73	23	96	1.0/5	0/0	6	2	3

2002

<u>Date</u>	<u>Opponent</u>	<u>T</u>	<u>AT</u>	<u>TOT</u>	<u>Sack/</u>		<u>INT</u>	<u>PD</u>	<u>FF</u>	<u>FR</u>
					<u>YDS</u>	<u>YDS</u>				
9/9	at New England	2	0	2	0.0/0	0/0	0	0	0	0
9/15	OAKLAND	6	1	7	0.0/0	0/0	0	0	0	0
9/29	CLEVELAND	2	1	3	0.0/0	0/0	0	0	0	0
10/6	at New Orleans	0	0	0	0.0/0	0/0	0	0	0	0
10/13	at Cincinnati	4	0	4	0.0/0	0/0	0	0	0	0
10/21	INDIANAPOLIS	5	1	6	0.0/0	1/46	3	0	0	0
10/27	at Baltimore	3	0	3	0.0/0	0/0	0	0	0	0
11/3	at Cleveland	0	0	0	0.0/0	0/0	0	0	0	0
11/10	ATLANTA	0	0	0	0.0/0	0/0	0	0	0	0
11/17	at Tennessee	1	0	1	0.0/0	0/0	1	0	0	0
11/24	CINCINNATI				INACTIVE					
12/1	at Jacksonville				INACTIVE					
12/8	HOUSTON	0	0	0	0.0/0	0/0	0	0	0	0
12/15	CAROLINA	1	1	2	0.0/0	0/0	0	0	0	0
12/23	at Tampa Bay	3	0	3	1.0/5	0/0	2	0	0	0
12/29	BALTIMORE	1	0	1	0.0/0	0/0	0	0	0	0
SEASON TOTALS		28	4	32	1.0/5	1/46	6	0	0	0

POSTSEASON

1/5	CLEVELAND	3	0	3	0.0/0	1/14	0	0	0	
1/11	at Tennessee				RESERVED/INJURED					
POSTSEASON TOTALS		3	0	3	0.0/0	1/14	0	0	0	

2001

<u>Date</u>	<u>Opponent</u>	<u>T</u>	<u>AT</u>	<u>TOT</u>	<u>Sack/</u>		<u>INT</u>	<u>PD</u>	<u>FF</u>	<u>FR</u>
					<u>YDS</u>	<u>YDS</u>				
9/9	at Jacksonville	0	0	0	0.0/0	0/0	0	0	0	0
9/30	at Buffalo	1	1	2	0.0/0	0/0	0	0	0	0
10/7	CINCINNATI	0	0	0	0.0/0	0/0	1	0	0	0
10/14	at Kansas City	3	0	3	0.0/0	0/0	0	0	0	0
10/21	at Tampa Bay	5	0	5	1.0/9	1/0	1	0	0	0
10/29	TENNESSEE	1	0	1	0.0/0	0/0	0	0	0	0
11/4	BALTIMORE	1	0	1	0.0/0	0/0	0	0	0	0
11/11	at Cleveland	0	0	0	0.0/0	0/0	0	0	0	0
11/18	JACKSONVILLE	2	0	2	0.0/0	0/0	3	0	0	0
11/25	at Tennessee	2	0	2	1.0/10	1/2	0	0	0	0
12/2	MINNESOTA	2	1	3	0.0/0	0/0	1	0	0	0
12/9	N.Y. JETS	1	0	1	0.0/0	0/0	1	0	0	0
12/16	at Baltimore	0	2	2	0.0/0	0/0	0	0	0	0



LOGAN'S GAME-BY-GAME STATISTICS (cont.)

12/23	DETROIT	1	0	1	0.0/0	0/0	0	0	0
12/30	at Cincinnati	2	1	3	0.0/0	0/0	2	0	0
1/6/02	CLEVELAND	1	0	1	0.0/0	0/0	0	0	0
SEASON TOTALS		22	5	27	2.0/19	2/2	7	0	0

POSTSEASON

1/20	BALTIMORE	1	0	1	0.0/0	0/0	1	0	0
1/27	NEW ENGLAND	2	0	2	0.0/0	0/0	0	0	0
POSTSEASON TOTALS		3	0	3	0.0/0	0/0	1	0	0

LOGAN'S CAREER STATISTICS

Regular Season

TACKLES								INTERCEPTIONS				
	Solo	AT	Tot.	Sp.T.	Sacks	FF	FR	No.	Yds.	Avg.	LG	TD
1997 Jacks. (AFC)	5	0	5	11	0	0	0	0	0	0.0	-	0
1998 Jacks. (AFC)	13	16	29	12	0	0	0	0	0	0.0	-	0
1999 Jacks. (AFC)	1	0	1	1	0	0	0	0	0	0.0	-	0
2000 Jacks. (AFC)	51	10	61	8	1.0	2	2	2	14	7.0	14	0
2001 Pittsburgh (AFC)	21	5	26	20	1.0	0	0	2	2	1.0	2	0
2002 Pittsburgh (AFC)	28	4	32	9	0.5	0	0	1	46	46.0	46	0
2003 Pittsburgh (AFC)	73	23	96	0	1.0	2	3	0	0	0.0	-	0
NFL Totals (7 Years)	192	58	250	62	3.5	4	5	5	62	12.4	46	0
Steelers Totals (3 Years)	122	32	154	30	2.5	2	3	3	48	16.0	46	0

PUNT RETURNS						KICKOFF RETURNS					
	No.	FC	Yds.	Avg.	LG	TD	No.	Yds.	Avg.	LG	TD
1997 Jacks. (AFC)	0	0	0	0.0	-	0	10	236	23.6	39	0
1998 Jacks. (AFC)	2	0	26	13.0	17	0	18	414	23.0	53	0
1999 Jacks. (AFC)	1	0	7	7.0	7	0	1	25	25.0	25	0
2000 Jacks. (AFC)	0	0	0	0.0	-	0	0	0	0.0	-	0
NFL Totals (4 Years)	3	0	33	11.0	17	0	29	675	23.3	53	0

Postseason


TACKLES								INTERCEPTIONS				
	Solo	AT	Tot.	Sp.T.	Sacks	FF	FR	No.	Yds.	Avg.	LG	TD
1997 Jacks. (AFC)	0	0	0	0	0.0	0	0	0	0	0.0	-	0
2001 Pittsburgh (AFC)	3	0	3	2	0.0	0	0	0	0	0.0	-	0
2002 Pittsburgh (AFC)	3	0	3	0	0.0	0	0	1	14	14.0	14	0
NFL Totals (3 years)	6	0	6	2	0.0	0	0	1	14	14.0	14	0
Steelers Totals (2 years)	3	0	3	2	0.0	0	0	1	14	14.0	14	0

KICKOFF RETURNS					
	No.	Yds.	Avg.	LG	TD
1997 Jacks. (AFC)	3	44	14.7	18	0
NFL Totals (3 years)	3	44	14.7	18	0

Additional statistics: 1 fumble recovery on special teams in 1998

8 TOMMY MADDOX

QUARTERBACK



HEIGHT—6-4
WEIGHT—219
COLLEGE—UCLA
BIRTHDATE—September 2, 1971
BIRTHPLACE—Shreveport, La.
HOW ACQUIRED—FA-'01 (June 12, 2001)
NFL EXPERIENCE—8th Year
GAMES PLAYED-STARTED/POSTSEASON—'92 (13-4/0-0), '93 (16-0/1-0), '94 (5-0/0-0), '95 (16-0/0-0), '01 (3-0/0-0), '02 (15-11/2-2), '03 (16-16/0-0)
CAREER TOTALS: 84-31 (3-2)
STEELERS TOTALS: 34-27 (2-2)

PRO: Has developed into one of the most productive quarterbacks in Steelers history in just two seasons as a starter—one full season...signed with the Steelers as a free agent on June 12, 2001...has good mobility and experience in several different offensive systems...was originally a 1992 first-round draft pick of the Denver Broncos (25th overall) after leaving college after his sophomore season...signed a one-year contract extension June 7, 2004, that keeps him under contract with the Steelers through 2007

CAREER HIGHLIGHTS

- ◆ 2003 Team Offensive Captain
- ◆ 2003 Set Season Record Pass Att. (519)
- ◆ 2003 Set Season Record Completions (298)
- ◆ 2003 Set Team Record 300-Yard Games (6)
- ◆ 2002 NFL Comeback Player of Year
- ◆ 2002 Set Season Pass Completion Record (60.2)
- ◆ 1992 First-Round Draft Pick (25th overall)

(signed four-year deal June 10, 2002)...named the starting quarterback in the fourth game of 2002 and went on to produce a record-setting season. **2003:** Completed his first full season as a starter in 2003 and produced some record-setting numbers...was selected as the 2003 offensive captain, marking the first time in contemporary history that a Steelers quarterback was selected as captain...is only one of nine quarterbacks in Steelers history to throw for more than 6,000 yards (6,404)...set Steelers' records for pass attempts (519) and completions (298)...threw for 3,414 yards, which is second on the Steelers' single-season passing yardage list...tied Neil O'Donnell with four 300-yard passing performances, giving him a Steelers record six for his career (in the regular season)...completed 57.4 percent of his passes with 18 TDs, 17 interceptions and a 75.3 passer rating...began the season in spectacular fashion versus Baltimore (9/7) and earned AFC Offensive Player of the Week honors for his performance...completed 21-of-29 passes for 260 yards and three TDs without an interception...compiled a career-high 134.3 passer rating...had a rather impressive start turn sour at Kansas City (9/14) and ended the day with three interceptions...threw for 336 yards, his second-highest total for a regular-season game—and third overall...completed 28-of-47 passes for one TD...compiled a 62.0 quarterback rating...had an efficient day at Cincinnati (9/21), completing 21-of-34 passes for 240 yards, one TD and



one interceptions...compiled an 80.5 passer rating...started strongly but committed two critical interceptions—one returned for a TD and the other to the one-yard line—versus Tennessee (9/28) that led to 14 Tennessee points...completed 31-of-47 passes for 332 yards, the third-highest of his career in the regular season...had one of the poorest games as a starter versus Cleveland (10/5)...completed 11-of-24 passes for 136 yards and two interceptions for a 29.2 passer rating...had an interception returned for a TD for the third time this season...completed 19-of-30 passes (63.3 percent) for 182 yards and no interceptions at Denver (10/12)...compiled a solid 80.1 passer rating...was sacked a season-high seven times for 56 yards...started off strongly but had two late interceptions that spoiled the day versus St. Louis (10/26)...completed 12-of-28 passes for 159 yards, two TDs and three interceptions...had another solid performance at Seattle (11/2) and did not commit an interception for the second time in three games...completed 21-of-35 passes for 226 yards and one TD...finished with an 88.5 passer rating...had his second-best outing of the season versus Arizona (11/9) and completed his second straight game without an interception...compiled a passer rating of 110.9, completing 12-of-24 passes for 159 yards and three TDs...was extremely accurate but his statistics suffered because of a number of dropped passes at San Francisco (11/17)...compiled more than 300 passing yards (327) for the third time this season—the fifth time in his career during the regular season...completed 25-of-44 passes with one TD and an interception...had a 78.5 passer rating...attempted just 24 passes at Cleveland (11/23), tying his fewest of the season (Arizona)...completed nine for 73 yards and one TD...had his fifth game of the season without an interception...compiled a 59.5 passer rating...had a monster day statistically versus Cincinnati (11/30) and rallied the team for a go-ahead TD with 1:02 remaining, a lead the Steelers could not maintain...recorded his fourth 300-yard passing performance of the season, finishing with 313 yards on 28-of-42 passing...had one TD with one interception for an 86.7 passer rating...temporarily left the game on the final drive of the first half after suffering a knee injury...returned to action in the second half...led a high-powered offensive performance versus Oakland (12/7)...compiled an impressive 95.2 passer rating...completed 19-of-28 passes for 266 yards and one TD with one interception...also ran three times for three yards...had a tough day in severe weather condition at N.Y. Jets (12/14)...completed 16-of-38 passes for 137 yards...had one of his most-efficient games of the season versus San Diego (12/21), while compiling his second-best passer rating (129.6)...completed 11-of-18 passes (61.1 percent) for 160 yards and three TDs without an interception. **2002:** Produced a remarkable season after a 10-year span between appearances as a starting quarterback...suffered a traumatic injury in Nov. 17 game at Tennessee that rendered him motionless for several minutes...regained some movement en route to a Tennessee hospital...was selected as the 2002 Associated Press and *Pro Football Weekly*/Pro Football Writers Comeback Player of the Year...was named the starting quarterback in the fourth game of the season and went on to produce a record-setting season...held off challenges from Charlie Batch and Tee Martin during training camp to secure the backup quarterback spot for the second straight season entering the 2002 campaign...started 11 of the 15 games he played...set a Steelers season mark for pass completion percentage (62.1) established in 2001 by Kordell Stewart (60.2)...also set Steelers' records for passing yards in a game (473) and consecutive completions to start a game (11)...completed 234-of-377 passes (62.1 percent)...also amassed 2,836 yards passing with 20 TDs

and 16 interceptions...compiled an impressive 85.2 passer rating, the third highest in Steelers history...led the Steelers on two scoring drives versus Cleveland (9/29), one led to the game-winning field goal in overtime, to rally the Steelers to a come-from-behind victory...completed his first six-of-seven passes to march the Steelers to their only TD of the game...completed 11-of-13 passes for 122 yards, one TD and one interception for a 99.4 passer rating...made his first start at New Orleans (10/6) in nearly 10 years (Dec. 12, 1992 at Buffalo)...completed 22-of-38 passes for 268 yards, three TDs and one interception...had another solid performance at Cincinnati (10/13) to lead the offense to his first NFL victory as a starting quarterback...completed 16-of-25 passes for 216 yards, one TD and two interceptions, his second straight 200-yard passing performance...started the game strongly versus Indianapolis (10/21), completing nine of his first 12 pass attempts, while leading the Steelers on three straight scoring drives...completed 15-of-23 passes for 188 yards with two TDs and one interception for a 101.4 quarterback rating...had another solid day at Baltimore (10/27), completing his first 11 passes...suffered an ankle injury but returned to finished the game...completed 18-of-24 passes for 172 yards, two TDs and one interception...compiled a 104.9 passer rating...led the Steelers to their fourth straight victory at Cleveland (11/3)...completed 23-of-42 passes—both career highs—for 239 yards, two TDs and an interception...also ran three times for eight yards...had a career day versus Atlanta (11/10), setting a Steelers passing record with 473 yards, established by Bobby Lane Dec. 13, 1958 versus the Chicago Cardinals (409 yards)...completed 28-of-41 passes for four TDs, establishing new personal marks for completions and TD passes...compiled a 129.4 passer rating, his third game with a 100 passer rating or better in his five starts...had his most difficult day at Tennessee (11/17) since inserted as the starting quarterback, despite hitting Hines Ward on a 72-yard TD pass on the first offensive play of the game...completed 14-of-28 passes for 194 yards and one TD with a season-high three interceptions...compiled a season-low 44.9 passer rating...suffered what later were diagnosed as a cerebral and spinal concussion that caused him to loose movement in his upper and lower extremities...lay motionless on the field and taken from the field by ambulance...spent the night in a Nashville hospital before returning to Pittsburgh Monday afternoon...served as the third quarterback versus Cincinnati (11/24), while recovering from his injuries sustained the previous week in Nashville...returned to his role as the team's holder for placekicks at Jacksonville (12/1)...also served as the backup quarterback...had his worst day as a Steelers versus Houston (12/8), committing three turnovers (two interceptions and a fumble), all of which were returned for Houston TD...threw for 325 yards and completed 30-of-57 passes (52.6)...set a team record with 57 pass attempts...compiled a passer rating of 55.1...also ran twice for six yards...seemingly returned to his efficient play versus Carolina (12/15) despite suffering an early interception when Plaxico Burress slipped that was returned 64 yards...completed 20-of-33 passes for 209 yards with one TD and an interception...compiled a 76.5 passer rating...performed superbly at Tampa Bay (12/23)...compiled a career-high passer rating of 120.9...completed 17-of-23 passes for 236 yards and one TD without an interception...played solidly versus Baltimore (12/29) despite throwing two interceptions...completed 20-of-30 passes for 194 yards and two TDs with two interceptions...also had a big run of 21 yards for a key first down to finish with 20 yards on two carries...overcame two early interceptions in Wild Card game versus Cleveland (1/5) to throw for a team-postseason record 367 yards, eclipsing Neil O'Donnell's record 349 yards (1/15/95)



vs. San Diego)...completed 30-of-48 passes, the second and third highest, respectively, in Steelers' postseason history...rallied the Steelers once again in Divisional playoff game at Tennessee (1/11), this time from a 14-0 deficit to nearly upset the Titans...finished with 266 yards on 21-of-41 passes with two TDs and an interception...threw his interception on the team's first offensive series when Plaxico Burress slipped...compiled a passer rating of 77.9. **2001:** Was arguably the biggest surprise of training camp...emerged as the Steelers backup quarterback after a very productive preseason...had not taken a snap in an official NFL game for six seasons (1995)...was selected the MVP of the defunct XFL...completed 54.3 percent of his passes during the preseason (19 of 35) for 244 yards, two TDs and an interception...compiled a team-high 83.5 passer rating...saw his first game action versus Tennessee (10/29)...completed his only pass attempt, a 57-yard completion to Troy Edwards...played his most significant action of the season versus Cleveland (1/6/02)...completed six-of-eight passes for 97 yards, one TD and an interception, including a 40-yard TD pass to Bobby Shaw...also ran once for eight yards. **2001 (XFL):** Started at quarterback for the XFL's Los Angeles Xtreme...led team to a 9-3 regular-season record...earned MVP honors during league's only season...completed 181-of-317 passes (57.1 percent) for 1,996 yards, 17 touchdowns, nine interceptions and an 81.9 passer rating...led Xtreme to XFL championship ("Million Dollar Game")...guided team to a 38-6 victory against the San Francisco Demons...completed 16-of-28 passes for 210 yards and one interception. **2000:** Started at quarterback for the New Jersey Red Dogs of the Arena Football League...threw for 3,800 yards, 64 touchdowns and 15 interceptions...did not play from 1997-'99...was self-employed...owned his own insurance agencies in the Dallas/Ft. Worth area. **1997:** Participated in the Atlanta Falcons' training camp but was released. **1996:** Was released by the New York Giants in training camp...did not play with another team. **1995:** Signed with the Giants as a free agent on Aug. 30 after being released by the St. Louis Rams on Aug. 27...earned role as the team's backup quarterback...played in all 16 games as a holder for placements...made three appearances at quarterback...replaced Dave Brown at quarterback versus New Orleans (9/24) but did not attempt a pass...entered Philadelphia game (10/15) in the second half in relief of Brown...completed 13-yard pass to Chris Calloway on his first attempt...finished game with six completions in 23 attempts for 49 yards and three interceptions...entered game for Brown at the end of the fourth quarter at Philadelphia (11/19) after Brown took a shot that knocked the wind out of him. **1994:** Was acquired by the St. Louis Rams on Aug. 27 in a trade with the Denver Broncos for a 1995 fourth-round draft choice...played in five games, including two at quarterback and five as a holder for placekicks...completed 10-of-19 passes for 141 yards for the season...replaced the injured Chris Chandler in the second quarter versus Atlanta (10/2) and completed seven-of-15 passes for 86 yards and two interceptions...replaced Chris Miller for game opening series at San Francisco (11/20) due to an injury to Miller...led Rams to a 31-yard field goal by connecting on three-of-four passes for 55 yards, including a career-long 39-yard completion to Todd Kinchen. **1993:** Played in every game for the Denver Broncos as a holder on placekicks...completed his only pass of the season for a one-yard touchdown to linebacker Dave Wyman on a fake field-goal attempt at San Diego (12/5). **1992:** Was selected by the Broncos in the first round (25th overall) of the NFL Draft...started in four games during his rookie season due to an injury to starter John Elway...started in place of Elway in Weeks 11 through 14...ended the season having completed 66-



of-121 passes for 757 yards, five touchdowns and nine interceptions...against Washington (10/12), became the youngest quarterback (21 years, 2 months) to throw a pass in the NFL since Elmar Angsman of the Chicago Cardinals in 1946...earned first career NFL start against the Raiders (11/22) and completed 18-of-26 passes for 207 yards...threw his first career touchdown pass against Seattle (11/27), connecting with WR Mark Jackson...was the second quarterback selected in the 1992 draft after David Klingler (Cincinnati Bengals).

COLLEGE: Was a two-year starter at UCLA...led Bruins to a 9-3 record and a victory in the John Hancock Bowl in 1991...earned first-team All America honors following his sophomore year...became the first Pac-10 player to have passed for at least 5,000 yards by the end of his sophomore year...ended collegiate career with 5,363 yards by completing 391-of-670 passes with 33 touchdowns...declared for the NFL Draft after his sophomore season...majored in history.

PERSONAL: Married (Jennifer)...has one daughter, Kacy (9/15/93) and one son, Colby (5/18/99)...lettered in football, basketball and baseball at L.D. Bell H.S. in Hurst, Texas (outside of Dallas)...was team captain in football as a senior...was chosen as the Southwest Texas High School Offensive Player of the Year as well as district and area most valuable player after his senior season...created the Tommy Maddox Foundation in 2003 to help underprivileged children was born in Shreveport, Louisiana...lives in Hurst, Texas...Full name: Thomas Alfred Maddox.

Maddox's Career Single-Game Highs

Regular Season

Pass Attempts- 57 (12/8/02 vs. Houston)
 Completions- 31 (9/28/03 vs. Tennessee)
 Yards Passing- 473 (11/10/02 vs. Houston)
 Completion Percentage- 84.6 (9/29/02 vs. Clev.)
 Longest Completion- 72t (11/17/02 at Tennessee)
 TD Passes- 4 (11/10/02 vs. Atlanta)
 Interceptions- 4 (12/6/92 vs. Dallas)
 Rushing Attempts- 4 (11/15/92 vs. Giants)
 Yards Rushing- 20 (12/29/02 vs. Baltimore)
 Longest Run- 21 (12/29/02 vs. Baltimore)

Postseason

Pass Attempts- 48 (1/5/03 vs. Cleveland)
 Completions- 30 (1/5/03 vs. Cleveland)
 Yards Passing- 367 (1/5/03 vs. Cleveland)
 Completion Percentage- 62.5 (1/5/03 vs. Clev.)
 Longest Completion- 40 (1/11/03 at Tennessee)
 TD Passes- 3 (1/5/03 vs. Cleveland)
 Interceptions- 2 (1/5/02 vs. Cleveland)
 Rushing Attempts- 2 (1/5/03 vs. Cleveland)
 Yards Rushing- 7 (1/5/03 vs. Cleveland)
 Longest Run- 8 (1/5/03 vs. Cleveland)



MADDOX'S GAME-BY-GAME STATISTICS

2003

Date	Opponent	Att.	Cmp.	Int.	TD	Yds.	Cmp. %	Lg	Sack	Rtg
9/7	BALTIMORE	29	21	0	3	260	72.4	45	2/9	134.3
9/14	at Kansas City	47	28	3	1	336	59.6	50	4/16	62.0
9/21	at Cincinnati	34	21	1	1	240	61.8	29	1/2	80.5
9/28	TENNESSEE	47	31	2	0	332	66.0	38	3/25	68.7
10/5	CLEVELAND	24	11	2	0	136	45.8	30	3/12	29.2
10/12	at Denver	30	19	0	0	182	80.1	23	7/56	80.1
12/26	ST. LOUIS	28	12	3	2	159	42.9	45	2/8	45.7
11/2	at Seattle	35	21	0	1	226	60.0	37	2/11	88.5
11/9	ARIZONA	24	12	0	3	159	50.0	53	1/0	110.9
11/17	at San Francisco	44	25	1	1	325	56.8	32t	2/15	78.5
11/23	at Cleveland	24	9	0	1	73	37.5	15	2/14	59.9
11/30	CINCINNATI	42	28	1	1	313	66.7	24	5/34	86.7
12/7	OAKLAND	28	19	1	1	266	67.9	38	0/0	95.2
12/14	at N.Y. Jets	38	16	0	0	137	52.2	25	0/0	52.2
12/21	SAN DIEGO	18	11	0	3	160	61.1	28	2/9	129.6
12/28	at Baltimore	27	14	3	0	108	51.9	13	5/31	22.4
SEASON TOTALS		519	298	17	18	3,414	57.4	53	41/242	75.3

2002

Date	Opponent	Att.	Cmp.	Int.	TD	Yds.	Cmp. %	Lg	Sack	Rtg
9/9	at New England	0	0	0	0	0	0.0	—	0/0	0.0
9/15	OAKLAND	0	0	0	0	0	0.0	—	0/0	0.0
9/29	CLEVELAND	13	11	1	1	122	84.6	21	0/0	99.4
10/6	at New Orleans	38	22	1	3	268	57.9	54	4/24	95.1
10/13	at Cincinnati	25	16	2	1	216	64.0	36	2/19	71.4
10/21	INDIANAPOLIS	23	15	1	2	188	65.2	31	1/6	101.4
10/27	at Baltimore	24	18	1	2	172	75.0	20t	0/0	104.9
11/3	at Cleveland	42	23	1	2	239	54.8	31	2/10	77.4
11/10	ATLANTA	41	28	1	4	473	68.3	62t	2/10	129.4
11/17	at Tennessee	28	14	3	1	194	44.9	72t	1/6	44.9
11/24	CINCINNATI	INACTIVE								
12/1	at Jacksonville	0	0	0	0	0	0.0	—	0/0	0.0
12/8	HOUSTON	57	30	2	0	325	52.6	26	6/32	55.1
12/15	CAROLINA	33	20	1	1	209	60.6	47	2/12	76.5
12/23	at Tampa Bay	23	17	0	1	236	73.9	41	2/11	120.9
12/29	BALTIMORE	30	20	2	2	194	66.7	23t	4/18	79.0
SEASON TOTALS		377	234	16	20	2,836	62.1	72t	26/148	85.2

POSTSEASON

1/5	CLEVELAND	48	30	2	3	367	62.5	30	3/24	89.5
1/11	at Tennessee	41	21	1	2	266	51.2	40	1/9	77.9
POSTSEASON TOTAL		89	51	3	5	633	57.3	40	4/33	84.2

2001

Date	Opponent	Att.	Cmp.	Int.	TD	Yds.	Cmp. %	Lg	Sack	Rtg
9/9	at Jacksonville	0	0	0	0	0	0.0	—	0/0	0.0
9/30	at Buffalo	0	0	0	0	0	0.0	—	0/0	0.0
10/7	CINCINNATI	0	0	0	0	0	0.0	—	0/0	0.0
10/14	at Kansas City	0	0	0	0	0	0.0	—	0/0	0.0
10/21	at Tampa Bay	0	0	0	0	0	0.0	—	0/0	0.0
10/29	TENNESSEE	1	1	0	0	57	100.0	57	0/0	118.8
11/4	BALTIMORE	DNP								



11/11 at Cleveland				DNP								
11/18 JACKSONVILLE				DNP								
11/25 at Tennessee				DNP								
12/2 MINNESOTA				DNP								
12/9 N.Y. JETS				DNP								
12/23 DETROIT	0	0	0	0	0	0.0	—	0/0	—			
12/30 at Cincinnati				DNP								
1/6/02 CLEVELAND	8	6	1	1	97	75.0	40t	1/4	115.1			
SEASON TOTALS	9	7	1	1	154	77.8	57	1/4	116.2			

POSTSEASON

1/20 BALTIMORE								DNP				
1/27 NEW ENGLAND								DNP				
POSTSEASON TOTALS	0	0	0	0	0	0.0	—	0/0	0.0			

MADDOX'S CAREER STATISTICS

Regular Season

	Att.	Comp.	Pct.	Yds.	LG	TD	Int.	Sacks-Lost	Record/ Rtg. Start.
PASSING									
1992 Denver (AFC)	121	66	55.5	757	38	5	9	10-60	56.4 0-4-0
1993 Denver (AFC)	1	1	100.0	1	1	1	0	0-0	118.8 0-0-0
1994 Rams (NFC)	19	10	52.6	141	39	0	2	0-0	37.3 0-0-0
1995 Giants (NFC)	23	6	26.1	49	13	0	3	2-7	0.0 0-0-0
2001 Pittsburgh (AFC)	9	7	77.8	154	57	1	1	1-4	116.2 0-0-0
2002 Pittsburgh (AFC)	377	234	62.1	2,836	72t	20	16	26-148	85.2 7-3-1
2003 Pittsburgh (AFC)	519	298	57.4	3,414	53	18	17	41-242	75.3 6-10
NFL Totals (7 years)	1,069	622	58.2	7,316	72t	45	48	75-451	74.413-17-1
Steelers Total (3 years)	905	539	59.6	6,404	72t	39	34	64-358	79.913-13-1

RUSHING

	No.	Yds.	Avg.	LG	TD
1992 Denver (AFC)	9	20	2.2	11	0
1993 Denver (AFC)	2	-2	-1.0	1	0
1994 Rams (NFC)	1	1	1.0	1	0
1995 Giants (NFC)	1	4	4.0	4	0
2001 Pittsburgh (AFC)	6	9	1.5	5t	1
2002 Pittsburgh (AFC)	19	43	2.3	21	0
2003 Pittsburgh (AFC)	13	12	0.9	6	0
NFL Totals (7 year)	51	87	1.7	21	1
Steelers Totals (3 years)	38	62	1.6	21	1

Postseason

	Att.	Comp.	Pct.	Yds.	LG	TD	Int.	Sacks-Lost	Record/ Rtg. Start.
PASSING									
1993 Denver (AFC)	7	3	.428	34	13	0	0	0-0	58.0 0-0
2001 Pittsburgh (AFC)	0	0	.000	0	—	0	0	0-0	0.0 0-0
2002 Pittsburgh (AFC)	89	51	.573	633	40	5	3	4-33	84.2 1-1
NFL Totals (3 years)	94	54	.575	667	40	5	3	4-33	84.0 1-1
Steelers Totals (2 years)	89	51	.573	633	40	5	3	4-33	84.2 1-1

RUSHING

	No.	Yds.	Avg.	LG	TD
1992 Denver (AFC)	1	1	1.0	1	0
2001 Pittsburgh (AFC)	0	0	0.0	—	0
NFL Totals (2 years)	1	1	1.0	1	0

89 LEE MAYS

WIDE RECEIVER



HEIGHT– 6-2
WEIGHT– 193
COLLEGE– Texas-El Paso
BIRTHDATE– September 18, 1978
BIRTHPLACE– Houston, TX
HOW ACQUIRED– D6-'02 (1#30, 202)
NFL EXPERIENCE– 3rd Year
GAMES PLAYED-STARTED– '02 (16-0/2-0), '03 (16-0/0-0)
CAREER TOTALS: 32-0 (2-0)

PRO: Made a big impact with his receiving and kick return abilities as a late-round draft pick in 2002 to earn a spot on the team's final 53-man roster...is a big, strong receiver, fitting the mold the Steelers have favored over the years. **2003:** Contributed mostly on special teams and ended the season as one of the two Steelers kickoff returners...finished with four kickoff returns for 79 yards, a 19.8-yard average...also had two receptions for 17 yards...is a big, strong receiver, fitting the mold the Steelers have favored over the years...made his first reception as a pro versus Tennessee (9/28), a nine-yard pass from Tommy Maddox late in the fourth quarter...played well on special teams versus Arizona (11/9) until suffering a concussion that forced him to miss most of the second half...returned two kickoffs for a 23.5-yard average versus San Diego (12/21), including a long of 27 yards...returned two kickoffs for 32 yards at Baltimore (12/28), a 16-yard average. **2002:** Finished with 671 yards on 32 kickoff returns for a 21-yard average...had three kickoff returns for 81 yards and a solid 27-yard average in the postseason...returned four kickoffs for 84 yards in season-opener at New England (9/9), a solid 21-yard average...nearly broke a couple kickoff returns versus Oakland (9/15)...averaged 29.3 yards on three kickoff returns (88 total yards)...had a productive day on kickoff returns versus Cleveland (9/29)...finished with two returns for 49 yards, a 24.5 average, including a long of 32 yards...returned three kickoffs for 59 yards at New Orleans (10/6), a 19.7 average...was credited with two special-teams tackles (one solo)...returned two kickoffs for 32 yards versus Indianapolis (10/21), a 16.0 average...returned two kickoffs for 31 yards at Baltimore (10/27), a 15.5-yard average...also was credited with one solo special-teams tackle...averaged 21 yards on three kickoff returns (63 total yards) at Cleveland (11/3), including a long of 26 yards...returned four kickoffs for 75 yards versus Atlanta (11/10), an 18.8-yard average with a long of 23 yards...totaled 57 yards on three kickoff returns at Tennessee (11/17)...had a good day returning kickoffs versus Cincinnati (11/24)...averaged 25.5 yards on two kickoff returns (51 total yards), including a long of 28 yards...returned one kickoff for 13 yards at Jacksonville (12/1)...returned three kickoffs for 69 yards versus Houston (12/8), a solid 23.0 average, versus Houston (12/8), including a long of 25 yards...returned to his role as a Steelers kickoff returner in Divisional playoff game at Tennessee (1/11) and had a very strong



performance...returned three kickoffs for 81 yards for a 27-yard average, including two returns of more than 30 yards...also forced a big pass interference penalty when he broke free from a Titans defender.

COLLEGE: Caught 53 passes for 732 yards and a touchdown as a senior in 2001...also returned four kickoffs for 84 yards...played both spring football and track in the spring of 2001...was a first-team All-WAC selection in 2000 when he caught 71 passes for 1,098 yards and a school-record 15 touchdowns...also rushed four times for 17 yards and returned three kickoffs for 32 yards...added seven catches for 91 yards in the Humanitarian Bowl...was a second-team All-WAC selection as a sophomore in 1999 when he caught 60 passes for 881 yards and nine touchdowns in 1999...also returned 13 kickoffs for 226 yards and ran the ball five times for 36 yards...caught 17 passes for 196 yards and three touchdowns and returned 11 kickoffs for 234 yards in as a freshman...redshirted in 1997...won the Western Athletic Conference championship in the indoor 60-meter high hurdles and finished second in the outdoor 110-meter high hurdles in 2000...ran a leg on Texas-El Paso's 4x100-meter relay team, which has competed in the NCAA championships...majored in criminal justice.

PERSONAL: Earned two letters in football and track at Houston's Westfield High School...received All-District first-team honors as a senior, and honorable mention All-District as a junior...caught 37 passes for 586 yards and seven touchdowns...has one sister...is the son of Mary Williams and Lee Mays Sr...Full name: Lee Mays Jr.

MAYS' GAME-BY-GAME STATISTICS

		RECEIVING						RUSHING					
2003													
<u>Date</u>	<u>Opponent</u>	<u>No.</u>	<u>Yds.</u>	<u>Avg.</u>	<u>TD</u>	<u>Lg</u>		<u>No.</u>	<u>Yds.</u>	<u>Avg.</u>	<u>TD</u>	<u>Lg</u>	
9/7	BALTIMORE	0	0	0.0	—	0		0	0	0.0	—	0	
9/14	at Kansas City	0	0	0.0	—	0		0	0	0.0	—	0	
9/21	at Cincinnati	0	0	0.0	—	0		0	0	0.0	—	0	
9/28	TENNESSEE	1	9	9.0	9	0		0	0	0.0	—	0	
10/5	CLEVELAND	0	0	0.0	—	0		0	0	0.0	—	0	
10/12	at Denver	0	0	0.0	—	0		0	0	0.0	—	0	
10/26	ST. LOUIS	0	0	0.0	—	0		0	0	0.0	—	0	
11/2	at Seattle	0	0	0.0	—	0		0	0	0.0	—	0	
11/9	ARIZONA	0	0	0.0	—	0		0	0	0.0	—	0	
11/17	at San Francisco	0	0	0.0	—	0		0	0	0.0	—	0	
11/23	at Cleveland	0	0	0.0	—	0		0	0	0.0	—	0	
11/30	CINCINNATI	0	0	0.0	—	0		0	0	0.0	—	0	
12/7	OAKLAND	0	0	0.0	—	0		0	0	0.0	—	0	
12/14	at N.Y. Jets	1	8	8.0	8	0		0	0	0.0	—	0	
12/21	SAN DIEGO	0	0	0.0	—	0		0	0	0.0	—	0	
12/28	at Baltimore	0	0	0.0	—	0		0	0	0.0	—	0	
SEASON TOTALS		2	17	8.5	9	0		0	0	0.0	—	0	

2003

KICKOFF RETURNS

PUNT RETURNS

Date	Opponent	No.	Yds.	Avg.	LG	TD	No.	FC	Yds.	Avg.	LG	TD
9/7	BALTIMORE	0	0	0.0	—	0	0	0	0	0.0	—	0
9/14	at Kansas City	0	0	0.0	—	0	0	0	0	0.0	—	0
10/5	CLEVELAND	0	0	0.0	—	0	0	0	0	0.0	—	0
10/12	at Denver	0	0	0.0	—	0	0	0	0	0.0	—	0
10/26	ST. LOUIS	0	0	0.0	—	0	0	0	0	0.0	—	0
11/2	at Seattle	0	0	0.0	—	0	0	0	0	0.0	—	0
11/9	ARIZONA	0	0	0.0	—	0	0	0	0	0.0	—	0
11/17	at San Francisco	0	0	0.0	—	0	0	0	0	0.0	—	0
11/23	at Cleveland	0	0	0.0	—	0	0	0	0	0.0	—	0
12/21	SAN DIEGO	2	47	23.5	27	0	0	0	0	0.0	—	0
12/28	at Baltimore	2	32	16.0	20	0	0	0	0	0.0	—	0
SEASON TOTALS		4	79	19.8	27	0	0	0	0	0.0	—	0

2002

Date	Opponent	No.	Yds.	Avg.	LG	TD	No.	FC	Yds.	Avg.	LG	TD
9/9	at New England	4	84	21.0	25	0	0	0	0	0.0	—	0
9/15	OAKLAND	3	88	29.3	35	0	0	0	0	0.0	—	0
9/29	CLEVELAND	2	49	24.5	32	0	0	0	0	0.0	—	0
10/6	at New Orleans	3	59	19.7	22	0	0	0	0	0.0	—	0
10/13	at Cincinnati	0	0	0.0	—	0	0	0	0	0.0	—	0
10/21	INDIANAPOLIS	2	32	16.0	16	0	0	0	0	0.0	—	0
10/27	at Baltimore	2	31	15.5	18	0	0	0	0	0.0	—	0
11/3	at Cleveland	3	63	21.0	26	0	0	0	0	0.0	—	0
11/10	ATLANTA	4	75	18.8	23	0	0	0	0	0.0	—	0
11/17	at Tennessee	3	57	19.0	23	0	0	0	0	0.0	—	0
11/24	CINCINNATI	2	51	25.5	28	0	0	0	0	0.0	—	0
12/1	at Jacksonville	1	13	13.0	13	0	0	0	0	0.0	—	0
12/8	HOUSTON	3	69	23.0	25	0	0	0	0	0.0	—	0
12/15	CAROLINA	0	0	0.0	—	0	0	0	0	0.0	—	0
12/23	at Tampa Bay	0	0	0.0	—	0	0	0	0	0.0	—	0
12/29	BALTIMORE	0	0	0.0	—	0	0	0	0	0.0	—	0
SEASON TOTALS		32	671	21.0	35	0	0	0	0	0.0	—	0

POSTSEASON

1/5	CLEVELAND	0	0	0.0	—	0	0	0	0	0.0	—	0
1/11	at Tennessee	3	81	27.0	33	0	0	0	0	0.0	—	0
POSTSEASON TOTALS		3	81	27.0	33	0	0	0	0	0.0	—	0

MAYS' CAREER STATISTICS

Regular Season

RECEIVING	No.	Yds.	Avg.	LG	TD	KICKOFF RETURN	No.	Yds.	Avg.	LG	TD
2002 Pittsburgh (AFC)	0	0	0.0	—	0	2002 Pittsburgh (AFC)	32	671	21.0	35	0
2003 Pittsburgh (AFC)	2	17	8.5	9	0	2003 Pittsburgh (AFC)	4	79	19.8	27	0
NFL Totals (2 years)	2	17	8.5	9	0	NFL Totals (2 years)	36	750	20.8	35	0


Postseason

RECEIVING	No.	Yds.	Avg.	LG	TD	KICKOFF RETURN	No.	Yds.	Avg.	LG	TD
2002 Pittsburgh (AFC)	0	0	0.0	—	0	2002 Pittsburgh (AFC)	3	81	27.0	33	0
NFL Totals (1 year)	0	0	0.0	—	0	NFL Totals (1 year)	3	81	27.0	33	0



81 FREDDIE MILONS

WIDE RECEIVER

**HEIGHT** — 5-11**WEIGHT** — 193**COLLEGE** — Alabama**BIRTHDATE** — June 27, 1980**BIRTHPLACE** — Starkville, Miss.**HOW ACQUIRED** — Trade (Aug. 31, 2003 from Philadelphia Eagles)**NFL EXPERIENCE** — 3rd Year**GAMES PLAYED-STARTED/POSTSEASON** — '02 (0-0/0-0), '03 (0-0/0-0)**CAREER TOTALS:** 0-0 (0-0)

PRO: Was acquired by the Steelers Aug. 31, 2003 in a trade with the Philadelphia Eagles for a conditional 2004 draft pick...was originally drafted by Philadelphia in the fifth round (162nd overall) of the 2002 NFL Draft...is expected to contribute as a receiver as well as returning kickoffs and punts. **2003:** Was inactive for all 16 games. **2002:** Suffered a broken left fibula in the final preseason game at New York Jets (8/28) that caused him to miss practice for the first four weeks of the season...was on Philadelphia's 53-man roster for the entire 2002 season but was inactive for all 16 regular season games and both postseason contests.

COLLEGE: Was one of the most prolific receivers and returners in Alabama history...completed his career with an Alabama record 152 receptions...his 1,859 yards ranked second to Ozzie Newsome (2,070)...ranked third with 40 kickoff returns for 917 yards (22.9 avg.) and fourth with 3,449 all-purpose yards...returned 43 punts for 431 yards and three TDs...rushed 32 times for 242 yards and one TD...caught 36 passes for 626 yards and three TDs as a senior in 2002...earned 1st-team All-SEC honors as a sophomore after setting a school mark with 65 catches (733 yards and two TDs)...was named MVP of the SEC Championship vs. Florida as a sophomore...majored in sports and fitness management.

PERSONAL: Was a three-sport star who lettered in football, basketball and track at Starkville, (Mississippi) High School...is the fourth of seven children...older brother Les (baseball, Jackson St.) and sisters Anita (basketball, Ole Miss) and Cynthia (basketball, Miss. Col.) played sports in college...younger brother Jerome was drafted by the L.A. Dodgers (2001) and remains in their farm system, and twins Tee (football, Mississippi St.) and Marcia (track, Mississippi Gulf Coast CC) are still competing...is an avid billiards fan...lives in Starkville, MS with his son Freddie Milons III (5/3/01)...Full name: Freddie Walter Milons Jr.



56 CHUKKY OKOBI

CENTER/GUARD



(pronounced CHUCK ee ah KO bee)

HEIGHT—6-1

WEIGHT—318

COLLEGE—Purdue

BIRTHDATE—November 18, 1978

BIRTHPLACE—Pittsburgh, Pa.

HOW ACQUIRED—D5-'01 (#15, 146)

NFL EXPERIENCE—3rd Season

GAMES PLAYED-STARTED/POSTSEASON—'01 (1-0/0-0), '02 (13-5/0-0), '03 (16-0/0-0)

CAREER TOTALS: 30-5 (0-0)

PRO: Is a compact and powerful player who will provide depth at the center position...can also play guard...has blossomed into a solid center...signed a three-year contract March 16, 2004. **2003:** Saw action at center at Denver (10/12)...played the entire second half at Cleveland (11/23) and most of the second quarter after Jeff Hartings left the game because of a knee injury. **2002:** Started five games at center for an injured Jeff Hartings and performed very well...replaced Hartings at center versus Indianapolis (10/21) in the third quarter and finished the game...made his first pro start in place of Hartings at Baltimore (10/27)...performed admirably...started his second consecutive game for the Hartings at Cleveland (11/3)...helped pave the way for Amos Zereoue's first 100-yard rushing performance and the team's second of the season...started his third game of the season in place of the injured Jeff Hartings versus Cincinnati (11/24)...made his fourth start of the season at Jacksonville (12/1) and helped pave the way for the team's second 200-plus yard rushing effort of the season...started his fifth game—third straight—versus Houston (12/8). **2001:** Was deactivated for the first 15 games...saw his first active duty as a pro versus Cleveland (1/6/02)...was inactive for both postseason games.

COLLEGE: Started every game at center in 2000...tore his left biceps muscle before the start of the '99 season, but returned to start final six games at right guard...part of an offensive line that allowed only 15 sacks in 568 pass attempts (one every 37.9 attempts)...was selected as a second-team All-Big Ten guard by coaches and honorable mention by the media in 1998...started all 13 games (11 at right guard and two at center)...part of offensive line that allowed only 16 sacks in 594 pass attempts (one every 37.1 attempts)...started all 12 games at right guard in 1997...redshirted in 1996...majored in telecommunications.

PERSONAL: Was an honorable mention All-American and all-conference selection twice at Trinity Pawling (N.Y.) High School...was a three-year two-way starter as an offensive lineman and defensive tackle...led team in tackles (78) and sacks as senior captain for a team that won a league title in 1994...placed fourth in the shot put at the New England Prep Championships as a junior...is the son of Elsie Okobi...Full name: Chukwunweze Sonume Okobi.



43 TROY POLAMALU

SAFETY

Steelers


(pronounced pul a MALL lu)

HEIGHT—5-10

WEIGHT—212

COLLEGE—Southern California

BIRTHDATE—April 19, 1981

BIRTHPLACE—Garden Grove, Calif.

HOW ACQUIRED—D1-'03 (#16)

NFL EXPERIENCE—2nd Year

GAMES PLAYED-STARTED/POSTSEASON—'03 (16-0/0-0)

CAREER TOTALS: 16-0 (0-0)

PRO: Joined the team as its number-one draft pick in 2003 and quickly emerged as one of the team's top safeties...is a ferocious hitter with excellent speed...was the first safety selected in the first round in Steelers

history...was also the first player for whom the Steelers traded up in the first round...cost the Steelers their first, third and sixth-round selections to Kansas City for the right to select Polamalu...possesses exceptional speed and strength. **2003:** Came on strong at the end of the season...earned his way into the Steelers' pass defenses and emerged as a top special-teams player...led the team with 25 special-teams tackles (14 solos)...finished with 27 total tackles (14 solos) and two sacks...also was credited with three passes defended and one forced fumble...just missed his first career interception versus St. Louis (10/26) when he stepped in front of a Marc Bulger pass but had the ball go through his hands...finished with four total tackles (three solos)...also was credited with a quarterback hurry and one pass defended...played 41 defensive snaps...had his most productive day as a pro at Cleveland (11/23) despite three key penalties...finished with four total tackles (two solos)...also was credited with a team-high four special-teams tackles (three solos) and three quarterback hurries/pressures...played 54 defensive snaps...registered his first career sack versus Cincinnati (11/3)...played 29 defensive snaps...finished with four total tackles (all solos)...registered his second career sack versus San Diego (12/21) on which he forced his first fumble that was recovered by Deshaea Townsend and led to a Steelers' TD...finished with two total tackles (one solo)...also was credited with one pass defense and three special-teams assists.

CAREER HIGHLIGHTS

- ◆ 2003 Joe Greene Award (Top Rookie)
- ◆ 2003 First-Round Draft Pick (16th overall)

COLLEGE: Was a three-year starter who became the Trojans' first two-time All-American since Tony Boselli (1992, 1994)...was one of three finalists for the 2002 Jim Thorpe Award...recorded 278 tackles with 29 stops behind the line of scrimmage, six interceptions (returned three for touchdowns), 13 pass deflections, two fumble recoveries and four blocked punts during his career...voted All-American first-team selection by *The NFL Draft Report*, Associated Press, Walter Camp, *Foot-*



ball News, CBS Sportsline and ESPN, earning second-team honors from *The Sporting News* during his senior season (2002)...was one of three finalists for the Jim Thorpe Award, given to the nation's top defensive back...All-Pac 10 Conference first-team choice...was a team captain and recipient of the team's Most Inspirational Player Award and Co-Lifter Award...started every game except against California...finished third on the team with 68 tackles (53 solos), including three sacks and nine stops for losses...intercepted one pass and deflected four others...was a 2001 Football Writers Association, The NFL Draft Report and *College & Pro Football News-Weekly* All-American first-team selection, adding second-team by the Associated Press and third-team recognition from *Football News*...also was an All-Pac-10 Conference first-team pick...was a team captain and USC's first All-American safety since Mark Carrier in 1989...also won USC's MVP Award...led team with 118 tackles (79 solos), including 13 for losses (with a 2-yard sack), six pass break-ups and a team-best three interceptions, including two run back for touchdowns...also had two forced fumbles, a fumble recovery (to set up a TD), three blocked punts and three punt returns for 27 yards (9.0 avg)...his 118 tackles were the most by a Trojan safety since Tim McDonald had 140 in 1986...received All-Pac 10 honorable mention honors as a sophomore in 2000...started all 12 games at strong safety...finished second on the team in tackles with 83 (including 5 for losses), plus he tied for the team lead in both pass deflections with seven and interceptions with two...played regularly as a backup safety and linebacker as a freshman in 1999...appeared in eight games, making 12 tackles, including two sacks for minus 28 yards, forced two fumbles, broke up a pass and blocked a punt...majored in general studies.

PERSONAL: Attended Douglas (Ore.) High School...named to 1998 Super Prep All-Northwest, *Tacoma News Tribune* Western 100 and All-Far West League second team as a senior...played running back and defensive back...averaged six touchdowns a season...was an All-State center fielder and two-time All-League basketball player...brother, Kaio Aumua, played football at Texas-El Paso...is the nephew of former USC fullback Kennedy Pola (1982-85), now the Trojans' running backs coach and special teams coordinator...has another uncle, Al Pola, who played football at Penn State...has a cousin, Nicky Sualua, who was a running back with the Cincinnati Bengals and the Dallas Cowboys and attended Ohio State...is also the cousin of Leie Sualua, who was a defensive lineman at Oregon; and Joe Polamalu, who played for Oregon State in 1987 and 1988...is the son of Suila Polamalu...has one brother, Sakio Aumua, and three sisters, Tria Aumua, Sheila Aumua and Lupe Aumua...grew up with cousins Joe Polamalu, Darren Polamalu and Brandon Polamalu...lives in Tenmile, Oregon...Full name: Troy Aumua Polamalu.



POLAMALU'S GAME-BY-GAME STATISTICS

2003

<u>Date</u>	<u>Opponent</u>	<u>T</u>	<u>AT</u>	<u>TOT</u>	<u>Sack/</u>				
					<u>YDS</u>	<u>INT</u>	<u>PD</u>	<u>FF</u>	<u>FR</u>
9/7	BALTIMORE	0	0	0	0.0/0	0/0	0	0	0
9/14	at Kansas City	1	1	2	0.0/0	0/0	0	0	0
9/21	at Cincinnati	0	3	3	0.0/0	0/0	0	0	0
9/28	TENNESSEE	0	2	2	0.0/0	0/0	0	0	0
10/5	CLEVELAND	1	0	1	0.0/0	0/0	0	0	0
10/12	at Denver	1	0	1	0.0/0	0/0	0	0	0
10/26	ST. LOUIS	3	1	4	0.0/0	0/0	1	0	0
11/2	at Seattle	0	0	0	0.0/0	0/0	0	0	0
11/9	ARIZONA	1	0	1	0.0/0	0/0	0	0	0
11/17	at San Francisco	2	0	2	0.0/0	0/0	0	0	0
11/23	at Cleveland	2	2	4	0.0/0	0/0	0	0	0
11/30	CINCINNATI	4	0	4	1.0/5	0/0	0	0	0
12/7	OAKLAND	0	1	1	0.0/0	0/0	1	0	0
12/14	at N.Y. Jets	0	1	1	0.0/0	0/0	0	0	0
12/21	SAN DIEGO	1	1	2	1.0/5	0/0	1	1	0
12/28	at Baltimore	0	1	1	0.0/0	0/0	0	0	0
SEASON TOTALS		16	13	29	2.0/10	0/0	3	1	0

POLAMALU'S CAREER STATISTICS


Regular Season

<u>TACKLES</u>	<u>Solo</u>	<u>AT</u>	<u>Tot.</u>	<u>Sp.T.</u>	<u>Sacks</u>	<u>FF</u>	<u>FR</u>	<u>INTERCEPTIONS</u>	<u>No.</u>	<u>Yds.</u>	<u>Avg.</u>	<u>LG</u>	<u>TD</u>
2003 Pittsburgh (AFC)	16	13	29	25	2.0	1	0	2003 Pittsburgh (AFC)	0	0	0.0	—	0
NFL Totals (1 year)	16	13	29	25	2.0	1	0	NFL Totals (4 years)	0	0	0.0	—	0



55 JOEY PORTER

LINEBACKER



HEIGHT—6-3

WEIGHT—250

COLLEGE—Colorado State

BIRTHDATE—March 22, 1977

BIRTHPLACE—Bakersfield, Calif.

HOW ACQUIRED—D3-'99

NFL EXPERIENCE—6th Year

GAMES PLAYED-STARTED/POSTSEASON — '99 (16-0/0-0), '00 (16-16/0-0), '01 (15-15/2-2), '02 (16-16/2-2), '03 (14-14/0-0)

CAREER TOTALS: 77-61 (4-4)

PRO: Has blossomed into a Pro Bowl and big-play linebacker...possesses an explosive presence at the Steelers outside linebacker position...was signed to a six-year contract May 16, 2002...earned his first selection to the 2003 Pro Bowl...also was named to the Associated Press first-team All-Pro squad...became the first player in the NFL since sacks became an official statistic in 1982 to record eight sacks and four interceptions in a season...was named a defensive co-captain for the first time of his career in 2003. **2003:** Made a miraculous recovery from a gunshot wound suffered Sept. 6...had surgery Sept. 7 to remove the bullet, which lodged in his right thigh after entering his left buttocks...missed the first two weeks of the season but returned to finish with five sacks...also was credited with 62 total tackles (47 solos), two passes defended and two fumble recoveries...was inactive the first two weeks...made his remarkable return to the field at Cincinnati (9/21) after being wounded by a gunshot...wasted little time making an impact and recorded his first sack of the season...played an impressive 37 defensive snaps...finished with three total tackles (two solos)...also was credited with a fumble recovery on Jason Gildon's interception, which he tried to lateral to Porter...made his first appearance of the regular season at Heinz Field versus Tennessee (9/28)...finished with five total tackles (four solos)...played all 40 defensive snaps...registered his fourth sack of the season versus Arizona (11/9)...finished with five total tackles (four solos)...played 74 defensive snaps...registered five total tackles versus Oakland (12/7), all solos...also was credited with a quarterback hurry/pressure and recovered a Raider fumble...played all 53 defensive snaps...registered his fifth sack of the season versus San Diego and to tie Kevin Greene for eighth place on the Steelers' all-time sack list (35½)...finished with five total tackles (three solos)...played all 66 defensive snaps...led the team with 10 total tackles (eight solos) at Baltimore (12/28)...played all 63 defensive snaps. **2002:** Earned his first selection to the 2003 Pro Bowl...also was named to

CAREER HIGHLIGHTS

- ◆ 2003 Team Captain (Co-Defensive)
- ◆ 2003 Pro Bowl
- ◆ 2002 All-Pro
- ◆ 2002 Team Co-MVP (Defensive)
- ◆ 2002 Tied for Team Lead in Sacks (9)
- ◆ Tied for Eighth on All-Time Sack List (35½)



the Associated Press, *Sports Illustrated*/Dr. Z and *Pro Football Weekly* first-team All-Pro squad...tied Jason Gildon for the team lead with nine sacks...became the first player in the NFL since sacks became an official statistic in 1982 to record eight sacks and four interceptions in a season...logged all 70 defensive snaps in season-opener at New England (9/9)...finished with five total tackles (four solos)...also had one pass defense...had one of his biggest days as a pro versus Oakland (9/15)...was named the AFC Defensive Player of the Week for his performance...had two interceptions, both while the Raiders had driven deep into Steelers' territory, for a total of 114 return yards...nearly returned one interception for a TD, but was tackled after racing 84 yards...attempted to lateral to Chad Scott, who would have gone untouched for the remaining 15 yards, but the play was nullified for what was called an illegal lateral...logged all 88 defensive plays...finished with 10 solo tackles and one quarterback hit/pressure...produced another huge day versus Cleveland (9/29)...collected his third interception of the season, giving him a team-leading 141 interception return yards...also was credited with seven total tackles (six solos) and one quarterback hit/pressure...registered his fourth sack of the season at New Orleans (10/6)...played all 56 defensive snaps...finished with six total tackles (five solos)...also had one quarterback hit/pressure...had another big day at Cincinnati (10/13), registering two sacks, giving him six for the season...forced a fumble on one of his sacks that was recovered by Casey Hampton and returned 36 yards...logged all 66 defensive plays...led the team with nine total tackles (seven solos)...also had three quarterback hits/pressures...had another big game at Baltimore (10/27)...finished with nine total tackles (six solos)...also was credited four quarterback hits/pressures...collected his fourth interception of the season and had two passes defended...logged 78 defensive plays...finished with five total tackles (four solos) at Cleveland (11/3)...also was credited with a quarterback hit/pressure...had another big game versus Atlanta (11/10)...finished with eight total tackles, all solos...also recorded with a sack for seven yards, a caused fumble and a recovered fumble...was credited with five quarterback hits/pressures and two passes defended...played all 82 defensive snaps...finished with six total tackles (five solos) at Tennessee (11/17)...also recovered one fumble...played all 76 defensive snaps...recorded six total tackles (five solos) versus Cincinnati (11/24)...also was credited with two quarterback hits/pressures...played all 63 defensive snaps...was held to just one tackle at Jacksonville (12/1), his lowest total of the season...had three quarterback hits/pressures...logged all 50 defensive plays...registered his team-high eighth sack of the season versus Houston (12/8)...finished with three total tackles...also was credited with two quarterback hits/pressures...logged all 41 defensive snaps...recorded four total tackles (one solo) at Tampa Bay (12/23)...also was credited with a sack for 10 yards and a pass defended...recorded the second postseason sack of his career in Wild Card game versus Cleveland (1/5) for 15 yards...finished with seven solo tackles...finished with eight tackles (five solos) in Divisional playoff at Tennessee (1/11). **2001:** Had another strong season...finished with 72 total tackles (60 solos)...also tied Kendrell Bell for second on the team with nine sacks...was credited with three fumble recoveries...logged 49 defensive plays in season-opener at Jacksonville (9/9)...finished with eight tackles (six solos)...also had three quarterback hurries/pressures...played all 56 defensive snaps at Buffalo (9/30)...finished with six total tackles (four solos)...also had one sack and five quarterback hurries/pressures...was named the AFC Defensive Player of the Week for his performance at Tampa Bay (10/21)...set a career-high with four sacks...played 69 defensive snaps...finished with



seven solo tackles...also had five quarterback hurries/pressures and one pass defense...had another big game versus Tennessee (10/29)...logged all 52 defensive plays...finished with six total tackles (all solos) and had one quarterback hurry/pressure...logged all 53 defensive plays versus Baltimore (11/4)...finished with seven total tackles and two sacks...played all 64 defensive snaps at Cleveland (11/11)...was credited with four total tackles (three solos)...also had two quarterback hurries/pressures and one forced fumble...registered his team-leading eighth sack of the season versus Jacksonville (11/18)...logged all 55 defensive plays...finished with nine total tackles (seven solos)...also had three quarterback hurries/pressures, caused a fumble and had two passes defended...set the tone early on the third play of the game versus Detroit (12/23) when he registered his ninth sack of the season and forced a fumble by quarterback Mike McMahon that Jason Gildon retrieved and raced 27 yards for a TD...logged all 54 defensive plays...finished with two solo tackles...logged all 104 defensive plays at Cincinnati (12/30)...finished with four total tackles (two solos)...also had four quarterback hurries/pressures and recovered one fumble...missed his first game of the season versus Cleveland (1/6/02)...was deactivated to rest his ailing shoulder...set the tone early in AFC Playoff game versus Baltimore (1/20) with his pressure on Elvis Grbac that resulted in a Chad Scott interception...finished with six total tackles (two solos)...also was credited with a sack for five yards and two passes defended...finished with five total tackles (four solos) in AFC Championship versus New England (1/27)...also was credited with one pass defended. **2000:** Finished second to Jason Gildon with a career-high 10½ sacks...teamed with Gildon to tie a team record for a duo with 24 sacks...registered 74 total tackles (51 solo stops)...also had one interception, three pass defenses, two forced fumbles and a fumble recovery...was selected the AFC Defensive Player of the Month for October...had a productive day, registering five total tackles (four solos) versus Baltimore (9/3)...logged 61 defensive plays...also had three quarterback hurries/pressures and a pass defense...made a big hit on the special teams, recording one solo tackle...logged 48 defensive plays at Cleveland (9/17)...finished with two tackles (one solo)...logged 56 defensive plays versus Tennessee (9/24)...was credited with two total tackles...also recorded two quarterback hurries/pressures...was credited with his first sack of the season at Jacksonville (10/1)...logged 53 plays...also was credited with three total tackles and two quarterback hurries/pressures...registered a sack for the second straight game at N.Y. Jets (10/8), his second sack of the season...logged 53 plays...also was credited with three total tackles...had his best game of the early season versus Cincinnati (10/15)...finished with eight total tackles, including seven solo stops...was credited with three sacks—one for a safety—and four quarterback hurries/pressures...also caused a fumble...had another excellent performance at Baltimore (10/29), registering his sixth and seventh sacks of the season...logged 53 defensive snaps...finished with a team-high tying 10 total tackles, including six solo stops...also had two quarterback hurries/pressures...recorded his first career interception at Tennessee (11/5), thwarting a Titans scoring drive after they recovered a muffed punt deep in Steelers' territory...logged 72 defensive plays...finished with eight total tackles (seven solos)...also was credited with three quarterback hurries/pressures and one tackle for no gain...accumulated 82 defensive plays versus Philadelphia (11/12)...returned a fumble for a touchdown, his second fumble return for a TD in his career...also was credited with one quarterback hurry/pressure...registered his eighth sack of the season versus Jacksonville (11/19)...logged 72 defensive snaps...finished with six to-



tal tackles, including four solo stops...played 61 defensive snaps at Cincinnati (11/26)...finished with eight total tackles including five solo stops...also recorded his ninth sack of the season...played 46 defensive snaps at San Diego (12/24)...finished with three total tackles...also had 1½ sacks and two quarterback hurries/pressures. **1999:** Increased his playing time over the course of the season...also excelled on special teams...finished with 15 total tackles, including 11 solo stops...also was credited with two sacks, one forced fumble and two fumble recoveries...finished the preseason as the team's leading tackler, compiling 22 total tackles, including 18 solo stops...also registered a team-high four sacks and forced a fumble...made his presence felt despite his limited time on defense in season opener at Cleveland (9/12)...registered his first official sack (of Tim Couch) and forced a fumble in the fourth quarter...also had one solo special-teams tackle...finished with two total tackles and one quarterback hurry in 11 plays at Baltimore (9/19)...logged 13 plays versus Seattle (9/26)...saw little action on defense but made a strong contribution on special teams against Jacksonville (10/3)...led the team with four solo special-teams tackles...played on 15 plays at Cincinnati (10/17)...was credited with one quarterback pressure and one special-teams tackle...made a big hit on special teams on kick returner Tim Dwight versus Atlanta (10/25)...finished with one solo special-teams tackle...finished with two special-teams tackles versus Cincinnati (11/28)...saw most of his action on special teams...partially deflected a punt...logged his most extensive playing time because of an injury to Carlos Emmons versus Baltimore (12/12)...accumulated his most playing time of the season at Kansas City (12/18)...logged 16 defensive plays...finished with two total tackles and was credited with a quarterback hurry/pressure...also had one special-teams tackle...participated in 33 defensive plays versus Tennessee (1/2)...finished with a season-high eight tackles, including six solo stops...also registered a sack on which he forced quarterback Neil O'Donnell to fumble, recovered the fumble and returned it 46 yards for a TD...was credited with two quarterback hurries/pressures and one special-teams tackle.

COLLEGE: Was a third-team All-America and All-Western Athletic Conference first-team selection by The Sports Network...registered 22 career sacks...recorded 53 tackles (36 solos) with eight quarterback pressures and 12 tackles for losses of 67 yards as a senior...finished third in NCAA Division 1-A with a school single-season record-tying 15 sacks for minus 63 yards...played on defensive line for the first time in 1997 after playing his first two seasons at H-back...finished with 35 tackles (23 solos) and ranked second on the team with six sacks for minus 39 yards and 16 tackles behind the line of scrimmage...timed at 4.64 in the 40-yard dash...majored in exercise & sport science.

PERSONAL: Is married (Christy) with two daughters, Jayle (6/10/97) and Jasmine (6/14/99), and two sons, Joey Jr. (7/26/00) and Jacob (12/22/03)...was a two-time All-Conference selection as a wide receiver and a wingback during his senior year at Foothills (Calif.) High...led the team to a 9-2 record and a berth in the state playoffs, rushing 86 times for 1,086 yards (12.6 avg.) in his final campaign...named to the All-Section and All-State teams...lettered twice in football and basketball...son of Debra Porter and Richard Hunter...has one brother and two sisters...lives in Bakersfield, California...Full name: Joey Eugene Porter.



PORTER'S GAME-BY-GAME STATISTICS

2003

Date	Opponent	I	AT	TOT	Sack/				
					YDS	INT	PD	FF	FR
9/7	BALTIMORE				INACTIVE				
9/14	at Kansas City				INACTIVE				
9/21	at Cincinnati	2	1	3	1.0/14	0/0	0	1	0
9/28	TENNESSEE	4	1	5	0.0/0	0/0	0	0	0
10/5	CLEVELAND	2	1	3	0.0/0	0/0	0	0	0
10/12	at Denver	1	1	2	0.0/0	0/0	0	0	0
10/26	ST. LOUIS	4	2	6	2.0/16	0/0	0	0	0
11/2	at Seattle	3	0	3	0.0/0	0/0	0	0	0
11/9	ARIZONA	4	1	5	1.0/6	0/0	0	0	0
11/17	at San Francisco	1	1	2	0.0/0	0/0	0	0	0
11/23	at Cleveland	3	0	3	0.0/0	0/0	1	0	0
11/30	CINCINNATI	6	1	7	0.0/0	0/0	1	0	0
12/7	OAKLAND	5	0	5	0.0/0	0/0	0	0	1
12/14	at N.Y. Jets	1	2	3	0.0/0	0/0	0	0	0
12/21	SAN DIEGO	3	2	5	1.0/7	0/0	0	0	0
12/28	at Baltimore	8	2	10	0.0/0	0/0	0	0	0
SEASON TOTALS		47	15	62	5.0/43	0/0	2	1	1

2002

Date	Opponent	I	AT	TOT	Sack/				
					YDS	INT	PD	FF	FR
9/9	at New England	4	1	5	0.0/0	0/0	1	0	0
9/15	OAKLAND	10	0	10	3.0/16	2/114	2	0	0
9/29	CLEVELAND	6	1	7	0.0/0	1/27	0	0	0
10/6	at New Orleans	5	1	6	1.0/8	0/0	0	0	0
10/13	at Cincinnati	7	2	9	2.0/10	0/0	0	1	0
10/21	INDIANAPOLIS	5	0	5	0.0/0	0/0	0	0	0
10/27	at Baltimore	6	3	9	0.0/0	1/12	2	0	0
11/3	at Cleveland	4	1	5	0.0/0	0/0	0	0	0
11/10	ATLANTA	8	0	8	1.0/7	0/0	2	1	1
11/17	at Tennessee	5	1	6	0.0/0	0/0	0	0	1
11/24	CINCINNATI	5	1	6	0.0/0	0/0	0	0	0
12/1	at Jacksonville	1	0	1	0.0/0	0/0	0	0	0
12/8	HOUSTON	1	1	2	1.0/5	0/0	0	0	0
12/15	CAROLINA	2	1	3	0.0/0	0/0	0	0	0
12/23	at Tampa Bay	1	3	4	1.0/10	0/0	1	0	0
12/29	BALTIMORE	3	0	3	0.0/0	0/0	0	0	0
SEASON TOTALS		73	16	89	9.0/56	3/153	8	2	2

POSTSEASON

1/5	CLEVELAND	7	0	7	1.0/15	0/0	0	0	0
1/11	at Tennessee	5	3	8	0.0/0	0/0	0	0	0
POSTSEASON TOTALS		12	3	15	1.0/15	0/0	0	0	0



2001

Date	Opponent	T	AT	TOT	Sack/				
					YDS	INT	PD	FF	FR
9/9	at Jacksonville	6	2	8	0.0/0	0/0	0	0	0
9/30	at Buffalo	4	2	6	1.0/9	0/0	0	0	0
10/7	CINCINNATI	4	1	5	0.0/0	0/0	0	0	0
10/14	at Kansas City	4	0	4	0.0/0	0/0	0	0	0
10/21	at Tampa Bay	7	0	7	4.0/29	0/0	1	0	0
10/29	TENNESSEE	6	0	6	0.0/0	0/0	0	0	0
11/4	BALTIMORE	6	1	7	2.0/12	0/0	0	0	0
11/11	at Cleveland	3	1	4	0.0/0	0/0	0	1	0
11/18	JACKSONVILLE	7	2	9	1.0/3	0/0	2	1	0
11/25	at Tennessee	2	1	3	0.0/0	0/0	0	0	0
12/2	MINNESOTA	2	0	2	0.0/0	0/0	0	0	0
12/9	N.Y. JETS	3	0	3	0.0/0	0/0	0	0	0
12/16	at Baltimore	2	0	2	0.0/0	0/0	0	0	0
12/23	DETROIT	2	0	2	1.0/9	0/0	0	1	0
12/30	at Cincinnati	2	2	4	0/0	0/0	0	0	1
1/6/02	CLEVELAND	INACTIVE							
SEASON TOTALS		60	12	72	9.0/62	0/0	3	3	1

POSTSEASON

1/20	BALTIMORE	2	4	6	1.0/5	0/0	2	0	0
1/27	NEW ENGLAND	4	1	5	0.0/0	0/0	1	0	0
POSTSEASON TOTALS		6	5	11	1.0/5	0/0	3	0	0

2000

Date	Opponent	T	AT	TOT	Sack/				
					YDS	INT	PD	FF	FR
9/3	BALTIMORE	4	1	5	0.0/0	0	1	0	0
9/17	at Cleveland	1	1	2	0.0/0	0	0	0	0
9/24	TENNESSEE	0	2	2	0.0/0	0	0	0	0
10/1	at Jacksonville	1	2	3	1.0/3	0	0	0	0
10/8	at N.Y. Jets	2	1	3	1.0/5	0	0	1	0
10/15	CINCINNATI	7	1	8	3.0/20	0	0	1	0
10/22	CLEVELAND	1	1	2	0.0/0	0	0	0	0
10/29	at Baltimore	6	4	10	2.0/13	0	0	0	0
11/5	at Tennessee	7	1	8	0.0/0	1	2	0	0
11/12	PHILADELPHIA	5	0	5	0.0/0	0	0	0	1
11/19	JACKSONVILLE	4	2	6	1.0/4	0	0	0	0
11/26	at Cincinnati	5	3	8	1.0/6	0	0	0	0
12/3	OAKLAND	1	0	1	0.0/0	0	0	0	0
12/10	at N.Y. Giants	0	2	2	0.0/0	0	0	0	0
12/16	WASHINGTON	3	1	4	0.0/0	0	0	0	0
12/24	at San Diego	2	1	3	1.5/10.5	0	0	0	0
SEASON TOTALS		51	23	74	10.5/68.5	1	3	2	1



PORTER'S GAME-BY-GAME STATISTICS (cont.)

1999

Date	Opponent	T	AT	TOT	Sack/				
					YDS	INT	PD	FF	FR
9/12	at Cleveland	2	0	2	1/7	0/0	0	0	0
9/19	at Baltimore	0	0	0	0/0	0/0	0	0	0
9/26	SEATTLE	0	0	0	0/0	0/0	0	0	1
10/3	JACKSONVILLE	0	0	0	0/0	0/0	0	0	0
10/10	at Buffalo	0	0	0	0/0	0/0	0	0	0
10/17	at Cincinnati	0	0	0	0/0	0/0	0	0	0
10/25	ATLANTA	0	0	0	0/0	0/0	0	0	0
11/7	at San Francisco	0	0	0	0/0	0/0	0	0	0
11/14	CLEVELAND	0	0	0	0/0	0/0	0	0	0
11/21	at Tennessee	0	0	0	0/0	0/0	0	0	0
11/28	CINCINNATI	0	0	0	0/0	0/0	0	0	0
12/2	at Jacksonville	0	0	0	0/0	0/0	0	0	0
12/12	BALTIMORE	0	0	0	0/0	0/0	0	0	0
12/18	at Kansas City	1	1	2	0/0	0/0	0	0	0
12/26	CAROLINA	2	1	3	0/0	0/0	0	0	0
1/2	TENNESSEE	6	2	8	1/8	0/0	0	1	1
SEASON TOTALS		11	4	15	2/15	0/0	0	1	2

PORTER'S CAREER STATISTICS

Regular Season

TACKLES								INTERCEPTIONS						
	Solo	AT	Tot.	Sp.T.	Sacks	FF	FR		No.	Yds.	Avg.	LG	TD	
1999 Pittsburgh (AFC)	11	4	15	17	2.0	2	1	1999 Pittsburgh (AFC)	0	0	0.0	—	0	
2000 Pittsburgh (AFC)	51	23	74	1	10.5	2	1	2000 Pittsburgh (AFC)	1	0	0.0	0	0	
2001 Pittsburgh (AFC)	60	12	72	0	9.0	3	1	2001 Pittsburgh (AFC)	0	0	0.0	0	0	
2002 Pittsburgh (AFC)	73	16	89	0	9.0	2	2	2002 Pittsburgh (AFC)	4	153	38.3	84	0	
2003 Pittsburgh (AFC)	47	15	62	0	5.0	0	2	2003 Pittsburgh (AFC)	0	0	0.0	—	0	
NFL Totals (5 years)	240	70	310	18	35.5	9	7	NFL Totals (5 years)	5	153	30.6	84	0	


Postseason

TACKLES		Solo	AT	Tot.	Sp.T.	Sacks	FF	FR	INTERCEPTIONS		No.	Yds.	Avg.	LG	TD
2001 Pittsburgh (AFC)	6	5	11	0	1.0	0	0		2001 Pittsburgh (AFC)	0	0	0.0	0	0	
2002 Pittsburgh (AFC)	12	3	15	0	1.0	0	0		2002 Pittsburgh (AFC)	0	0	0.0	0	0	
NFL Totals (2 years)	18	8	26	0	2.0	0	0		NFL Totals (2 years)	0	0	0.0	0	0	



62 JIMOND PUGH

CENTER

**HEIGHT**—6-2**WEIGHT**—300**COLLEGE**—Memphis**BIRTHDATE**—July 28, 1980**BIRTHPLACE**—Atlanta, Ga.**HOW ACQUIRED**—FA-'03**NFL EXPERIENCE**—1st Year**GAMES PLAYED-STARTED/POSTSEASON** — '03 (ps)**CAREER TOTALS:** 0-0 (0-0)

PRO: Spent most of the 2003 season on the team's practice squad after signing as a rookie free agent...was originally released Aug. 31 but was re-signed to the Steelers' practice squad Sept. 16...played with the NFL Europe League's Scottish Claymores in 2003.


COLLEGE: Was a three-year starter at center for Memphis...came to the Tigers as a transfer from Florida A&M in 1999...was a 2002 All-Conference USA first-team selection...voted as a permanent captain for 2002 by his teammates...received the team's highest honor by being named the Top Tiger for 2002...started all 12 games in 2002 at center...had seven games where he did not miss a snap...started all 11 games for the Tigers at center in 2001...had his streak of 1,062 consecutive plays snapped versus Southern Mississippi game when he was replaced for a breather for four plays...was the Tiger starter at center for all 11 games of the 2000 season...was considered the "iron man" of the Memphis offensive line...was the only lineman to play every snap during the 2000 season...played the final four games of the season with a broken toe...was selected as the 2000 Offensive Lineman of the Year for the Tigers...was signed to a scholarship in January of 2000...quickly moved into the starting lineup at center...came to the Tigers as a walk-on in 1999...transferred to Memphis from Florida A&M...sat out the 1999 season...received the Offensive Scout Team Player of the Year Award...redshirted in 1998 as a freshman at Florida A&M...majored in elementary education.

PERSONAL: Attended Pensacola (Fla.) High School...lettered in football, track and weightlifting...played both guard and tackle...was a first team All-Area selection, All-Region and All-Big Six selection in football as a senior in 1997...was also a second team 6A All-State pick...did not allow a quarterback sack as a junior or senior...was an honor student at Pensacola High School...is the cousin of pro boxing champion Roy Jones, Jr....is the son of Raymond and Bernie Pugh...lives in Pensacola, Florida...Full name: Jimond Malik Pugh.



82 ANTWAAN RANDLE EL

WIDE RECEIVER

Steelers
**HEIGHT**—5-10**WEIGHT**—192**COLLEGE**—Indiana**BIRTHDATE**—August, 17, 1979**BIRTHPLACE**—Riverdale, Ill.**HOW ACQUIRED**—D2-'02 (#30, 62)**NFL EXPERIENCE**—3rd Year**GAMES PLAYED-STARTED/POSTSEASON**—'02 (16-0/2-0), '03 (16-1/0-0)**CAREER TOTALS**: 32-1 (2-0)

PRO: Has blossomed into a dynamic multi-purpose performer...is a rare athlete with electrifying moves...has an uncanny ability to get open and adjust to the football, while possessing exceptional hands...has the ability to take it the distance on any given return...has an uncanny ability to get open and adjust to the football, while possessing exceptional hands. **2003:** Finished with 37 receptions for 364 yards and one TD...also gained 75 yards on 15 carries and completed three-

of-four passes for six yards...compiled 542 yards and two TDs on 45 punt returns for a 12-yard average, which ranked third in the AFC...also returned 24 kickoffs for 466 yards and a 19.4-yard average...did a little bit of everything in season-opener versus Baltimore (9/7), even taking two snaps from center...caught one pass for 13 yards and rushed three times for minus-nine yards...also returned a punt for nine yards...collected three receptions for 15 yards at Kansas City (9/14)...also had a big day in returns, averaging a solid 26.4 yards on five kickoff returns, including a long of 29 yards, and 4.5 yards on two punt returns...had five receptions for 47 yards versus Tennessee (9/28), including a long of 20 yards...also ran once for 15 yards...returned three punts for 17 yards and one kickoff for 23 yards...had three receptions for 25 yards and a rushing attempt for three yards versus Cleveland (10/5)...also returned four punts for 39 yards, a 9.8-yard average...returned a punt 59 yards for an apparent TD that was nullified because of a penalty...had a career-long 30-yard return...also returned two kickoffs for a 16-yard average...did a little bit of everything at Denver (10/12)...caught one pass for seven yards, had two runs totaling seven yards and completed on pass for four yards...also averaged 7.2 yards on five punts (36 total yards) and returned one kickoff for 23 yards...returned his first punt for a touchdown in the regular season—second overall—versus St. Louis (10/26) when he raced 84 yards for a score in the first quarter...also had two receptions for 13 yards and had two rushes for 39 yards, one on which he took a direct snap from center and ran 32

CAREER HIGHLIGHTS

- ◆ 2004 Pro Bowl Alternate (Specialist)
- ◆ 2003 AFC Special Teams Player of Week (Week 8)
- ◆ 2003 Longest Steelers' Punt Return for TD (Oct. 26 vs. St. Louis)
- ◆ 2002 AFC All-Rookie Team (Punt Returner)
2002 AFC Rookie of Week (Week 4)

yards...caught three passes for 45 yards at Seattle (11/2), including a 29-yard strike from Tommy Maddox, Randle El's longest reception of the season...also returned two punts for eight yards and two kickoffs for 41 yards...returned his second punt of the season for a TD (52 yards) versus Arizona (11/9) to tie a Steelers record for most in a season...averaged 21.3 yards on three punt returns...also had one kickoff return for 22 yards...had one carry for minus-three yards...had one reception for nine yards versus Cincinnati (11/3), a key reception on the Steelers' go-ahead TD...also fielded one punt for a fair catch...produced a huge day versus Oakland (12/7), accumulating 225 yards in combined yards...totaled 69 yards from scrimmage, 48 yards on three receptions and 11 yards on two rushing attempts...also amassed 132 yards on five punt returns for a 26.4-yard average and 34 yards on his only kickoff return...had a 39-yard punt return nullified by a penalty...led the team with a season-high six receptions for 41 yards at Baltimore (12/28)...also returned four punts for 62 yards and a 15.5-yard average...gained one yard on one rushing attempt. **2002:** Made quite a pro debut, making one spectacular play after another...was selected to the *Pro Football Weekly* All-AFC Rookie Team as a punt returner...finished third on the team with 47 receptions for 489 yards and two TDs...averaged 10.4 yards a catch...also had 134 rushing yards on 19 carries...led the team with 733 kickoff return yards on 32 returns, a 22.9-yard average, including a 99-yard return for a TD...also led the team with 733 punt-return yards on 37 returns for a 6.9-yard average...completed seven-of-eight passes for 45 yards...caught six passes for 87 yards in season-opener at New England (9/9) for a team-high 14.5-yard average...also had one rushing attempt for nine yards...returned two punts for nine yards...displayed his elusiveness and versatility once again versus Cleveland (9/29)...caught five passes for 51 yards (10.2-yard average) and had two rushing attempts for eight yards...also returned four punts for 14 yards and three kickoffs for 81 yards, including a long of 33 yards...tied Hines Ward for the team lead at New Orleans (10/6) with five receptions for 48 yards...also returned three punts for 35 yards and nearly broke one for 29 yards late in the fourth quarter, his longest punt return of the season...had four kickoff returns for 69 yards, a 17.3 average...had another spectacular day at Cincinnati (10/13) and was selected as the AFC Rookie of the Week for his performance...scored his first TD as a pro, returning the second-half kickoff 99 yards—on a fake reverse—for the second-longest kickoff return in Steelers history and the first kickoff return for a TD since Dec. 24, 2000...also had a nifty run on a reverse for 24 yards and had one reception for 25 yards...accumulated 105 total yards at Baltimore (10/27), including 86 on returns...nearly broke his second kickoff for a TD, stumbling after breaking the contain, for a 37-yard return...finished with two kickoff returns for 55 yards...also had a long punt return of 16 yards on two returns (for 31 yards)...caught one pass for three yards and had one rushing attempt for 16 yards...lined up at receiver running back and quarterback in the Steelers' mixture of trick plays at Cleveland (11/3)...had three receptions for 18 yards...also completed two-of-two passes for 26 yards, including a 25-yard shuttle pass to Amos Zereoue...ran once for two yards...returned one punt for 11 yards and one kickoff for 12 yards...totaled 132 yards versus Atlanta (11/10), including 74 yards from scrimmage...ran twice for 23 yards, including a long of 13, and had three receptions for 36 yards, including a 36-yard catch...returned four punts for 23 yards, but had a costly fumble midway through the fourth quarter that began Atlanta's comeback...was held without a reception at Jacksonville (12/1) for the first time during the season...completed one pass but for minus-one yard...returned three punts for six yards and three kickoffs for 79 yards, including a long of 30 yards...had an active day in



all phases versus Houston (12/8)...committed two critical turnovers, a fumble after a nice reception and a muffed punt...caught eight passes for 88 yards, including a long of 26...also had one carry for 11 yards and threw one pass for a yard...returned six punts for 40 yards...scored his first offensive TD at Tampa Bay (12/23) on an 11-yard pass from Tommy Maddox on the Steelers' initial drive of the game...also had one carry for four yards and was 1-of-1 for eight yards in passing...returned three punts for 33 yards, an 11-yard average and one kickoff for 21 yards...scored his second offensive touchdown of the season in as many weeks versus Baltimore (12/29) on an eight-yard, eventual game-winning pass from Tommy Maddox...finished with three receptions for 34 yards and one rushing attempt for two yards...also returned three kickoffs for 86 yards for an impressive 28.7-yard average...had a long of 45 yards...returned his first punt for a touchdown in his career—66 yards—and also the first by Steeler in postseason history in Wild Card game versus Cleveland (1/5)...had an active day as a receiver and returner...caught five passes for 85 yards, including a long of 30...also had one run for three yards...returned four punts for 77 yards, a 19.3-yard average...returned two kickoffs for 31 yards, a 15.5-yard average...compiled 135 yards in total offense in Divisional Playoff game at Tennessee (1/11)...finished with four receptions for 53 yards, including a long of 30 yards...also had one run for 11 yards...averaged seven yards on two punt returns (14 total yards) and 19 yards on three kickoff returns (57 total yards).

COLLEGE: Finished college career as the most statistically productive dual-threat quarterback in NCAA history...gained 11,384 total yards with 86 touchdowns on 1,917 plays, averaging 258.7 yards per game in total offense...is the only player in NCAA Division I-A history to reach 6,000 yards passing and 3,000 yards rushing and also the only player to pass for 40 touchdowns and score 40 touchdowns...completed 528-of-1,060 passes (49.8%) for 7,489 yards and 42 touchdowns in 44 games...rushed for 3,895 yards and 44 scores on 857 carries (4.5 avg.)...caught seven passes for 90 yards (12.9 avg.) and a touchdown...punted 17 times for 569 yards (33.5 avg.) and returned 16 punts for 149 yards (9.3 avg.)...was an All-American and All-Big Ten Conference first-team selection as an all-purpose back by *The NFL Draft Report* as a senior in 2001...added national first-team honors from the Football Writers Association...was a second-team All-Big Ten Conference choice as a junior...was a two-time (1999 and 2000) semi-finalist for the Davey O'Brien Award, given to the nation's top quarterback...voted Big Ten Freshman of the Year in 1998...majored in sports communications and broadcast.

PERSONAL: Ranked as one of the top five football prospects in the Midwest following his senior season at Thornton High in Harvey, Ill...voted first-team All-State and the Illinois Gatorade Player-of-the-Year in 1996...rushed for 1,442 yards and 15 touchdowns and passed for 1069 yards and 12 touchdowns as a senior...led his basketball team to back-to-back state runner-up finishes as a junior and senior and led the state of Illinois in assists in 1997...was a 14th-round draft selection of the Chicago Cubs in 1997...is the son of Jacqueline and Curtis Randle El...older brother, Curtis, was a defensive back at Indiana (1996-99) who played in 32 career games (19 starts)...has a younger brother, Marcus, who is a freshman football player at Wisconsin...Full name: Antwaan Randle El.

RANDLE EL'S GAME-BY-GAME STATISTICS

		RECEIVING					RUSHING				
2003											
Date	Opponent	No.	Yds.	Avg.	LG.	TD	No.	Yds.	Avg.	LG.	TD
9/7	BALTIMORE	1	13	13.0	13	0	3	-9	-3.0	5	0
9/14	at Kansas City	3	15	5.0	7	0	0	0	0.0	—	0
9/21	at Cincinnati	2	19	9.5	12	0	1	5	5.0	5	0
9/28	TENNESSEE	5	47	9.4	20	0	1	15	15.0	15	0
10/5	CLEVELAND	3	25	8.3	11	0	1	3	3.0	3	0
10/12	at Denver	1	7	7.0	7	0	2	7	3.5	7	0
10/26	ST. LOUIS	2	13	6.5	7	0	2	39	19.5	32	0
11/2	at Seattle	3	45	15.0	29	0	0	0	0.0	—	0
11/9	ARIZONA	0	0	0.0	—	0	1	-3	-3.0	-3	0
11/17	at San Francisco	4	61	15.3	32t	1	0	0	0.0	—	0
11/23	at Cleveland	1	7	7.0	7	0	0	0	0.0	—	0
11/30	CINCINNATI	1	9	9.0	9	0	0	0	0.0	—	0
12/7	OAKLAND	3	48	16.0	24	0	2	11	5.5	18	0
12/14	at N.Y. Jets	2	14	7.0	10	0	0	0	0.0	—	0
12/21	SAN DIEGO	0	0	0.0	—	0	1	6	6.0	6	0
12/28	at Baltimore	6	41	6.8	14	0	1	1	1.0	1	0
SEASON TOTALS		37	364	9.8	32t	1	15	75	5.0	32	0

		KICKOFF RETURNS					PUNT RETURNS					
<u>Date</u>	<u>Opponent</u>	<u>No.</u>	<u>Yds.</u>	<u>Avg.</u>	<u>LG</u>	<u>TD</u>	<u>No.</u>	<u>FC</u>	<u>Yds.</u>	<u>Avg.</u>	<u>LG</u>	<u>TD</u>
9/7	BALTIMORE	0	0	0.0	—	0	1	3	9	9.0	9	0
9/14	at Kansas City	5	132	26.4	29	0	2	0	9	4.5	7	0
9/21	at Cincinnati	1	11	11.0	11	0	3	1	13	4.3	6	0
9/28	TENNESSEE	1	23	23.0	23	0	3	0	17	5.7	9	0
10/5	CLEVELAND	2	32	16.0	19	0	4	0	39	9.8	30	0
10/12	at Denver	1	23	23.0	23	0	5	0	36	7.2	12	0
10/26	ST. LOUIS	1	27	27.0	27	0	4	1	92	23.0	84t	1
11/2	at Seattle	2	41	20.5	22	0	2	1	8	4.0	5	0
11/9	ARIZONA	1	22	22.0	22	0	3	1	64	21.3	52t	1
11/17	at San Francisco	3	37	12.3	16	0	1	0	0	0.0	—	0
11/23	at Cleveland	2	24	12.0	17	0	2	0	9	4.5	9	0
11/30	CINCINNATI	0	0	0.0	—	0	0	1	0	0.0	0	0
12/7	OAKLAND	1	34	34.0	34	0	5	0	132	26.4	51	0
12/14	at N.Y. Jets	1	17	17.0	17	0	4	1	49	12.3	24	0
12/21	SAN DIEGO	2	43	14.3	25	0	2	1	3	1.5	3	0
12/28	at Baltimore	0	0	0.0	—	0	4	2	62	15.5	24	0
SEASON TOTALS		24	466	19.4	29	0	45	12	542	12.0	84t	2



RANDLE EL'S GAME-BY-GAME STATISTICS (cont.)

		RECEIVING					RUSHING				
2002		No.	Yds.	Avg.	LG.	TD	No.	Yds.	Avg.	LG.	TD
Date	Opponent										
9/9	at New England	6	87	14.5	27	0	1	9	9.0	0	9
9/15	OAKLAND	2	23	11.5	17	0	1	10	10.0	0	10
9/29	CLEVELAND	5	51	10.2	20	0	2	8	4.0	0	8
10/6	at New Orleans	5	48	9.6	22	0	1	-10	-10.0	0	-10
10/13	at Cincinnati	1	25	25.0	25	0	1	24	24.0	0	24
10/21	INDIANAPOLIS	1	9	9.0	9	0	3	27	9.0	0	16
10/27	at Baltimore	1	3	3.0	3	0	1	16	16.0	0	16
11/3	at Cleveland	3	18	6.0	6	0	1	2	2.0	0	2
11/10	ATLANTA	3	51	17.0	36	0	2	23	11.5	0	13
11/17	at Tennessee	5	26	5.2	9	0	0	0	0.0	0	—
11/24	CINCINNATI	2	10	5.0	5	0	1	-2	-2.0	0	-2
12/1	at Jacksonville	0	0	0.0	—	0	0	0	0.0	0	—
12/8	HOUSTON	8	88	11.0	26	0	1	11	11.0	0	11
12/15	CAROLINA	1	5	5.0	5	0	2	10	5.0	0	5
12/23	at Tampa Bay	1	11	11.0	11	1	1	4	4.0	0	4
12/29	BALTIMORE	3	34	11.3	14	1	1	2	2.0	0	2
SEASON TOTALS		47	489	10.4	36	2	19	134	7.1	0	24

POSTSEASON

1/5	CLEVELAND	5	85	17.0	30	0	1	3	3.0	0	3
1/11	at Tennessee	4	53	13.3	30	0	1	11	11.0	0	11
POSTSEASON TOTALS		9	138	15.3	30	0	2	14	7.0	0	11

		KICKOFF RETURNS					PUNT RETURNS					
Date	Opponent	No.	Yds.	Avg.	LG	TD	No.	FC	Yds.	Avg.	LG	TD
9/9	at New England	0	0	0.0	—	0	2	2	9	4.5	9	0
9/15	OAKLAND	3	77	25.7	31	0	2	1	17	8.5	14	0
9/29	CLEVELAND	3	81	27.0	33	0	4	1	14	3.5	7	0
10/6	at New Orleans	4	69	17.3	20	0	3	0	35	11.7	29	0
10/13	at Cincinnati	1	99	99.0	99	1	1	0	-1	-1.0	-1	0
10/21	INDIANAPOLIS	1	7	7.0	7	0	1	0	0	0.0	—	0
10/27	at Baltimore	2	55	27.5	37	0	2	0	31	15.5	19	0
11/3	at Cleveland	1	12	12.0	12	0	1	2	11	11.0	11	0
11/10	ATLANTA	2	36	18.0	23	0	4	3	23	5.8	22	0
11/17	at Tennessee	2	32	16.0	18	0	1	1	13	13.0	13	0
11/24	CINCINNATI	1	20	20.0	20	0	4	0	27	6.8	15	0
12/1	at Jacksonville	3	79	26.3	30	0	3	1	6	2.0	6	0
12/8	HOUSTON	2	26	13.0	15	0	6	0	40	6.7	13	0
12/15	CAROLINA	3	33	11.0	18	0	0	0	0	0.0	—	0
12/23	at Tampa Bay	1	21	21.0	21	0	3	0	33	11.0	22	0
12/29	BALTIMORE	3	86	28.7	45	0	0	0	0	0.0	—	0
SEASON TOTALS		32	733	22.9	99	1	37	11	257	6.9	29	0

POSTSEASON

1/5	CLEVELAND	2	31	15.5	18	0	4	2	77	19.3	66	1
1/11	at Tennessee	3	57	19.0	32	0	2	1	14	7.0	9	0
POSTSEASON TOTALS		5	88	17.6	32	0	6	3	91	15.2	66	1



Randle El's Career Single-Game Highs

Regular Season

Receptions- 8 (12/8/02 vs. Houston)
 Yards Receiving- 88 (12/8/02 vs. Houston)
 Longest Reception- 36 (11/10/02 vs. Atlanta)
 TDs Receiving- 1 (Last: 11/17/03 at S.F.)
 Kickoff Returns- 5 (9/14/03 at Kansas City)
 Kickoff Return Yards- 132 (9/14/03 at Kansas City)
 Longest Kickoff Return- 99t (10/13/02 at Cincinnati)
 Punt Returns- 6 (12/8/02 vs. Houston)
 Punt Return Yards- 132 (12/7/03 vs. Oakland)
 Longest Punt Return- 84t (10/26/03 vs. St. Louis)

Postseason

Receptions-5 (1/5/03 vs. Cleveland)
 Yards Receiving- 85 (1/5/03 vs. Cleveland)
 Longest Reception- 30 (twice, Last: 1/11/03 at Tenn.)
 TDs Receiving- 0
 Kickoff Returns- 3 (1/11/03 at Tennessee)
 Kickoff Return Yards- 57 (1/11/03 at Tennessee)
 Longest Kickoff Return- 32 (1/11/03 at Tennessee)
 Punt Returns- 4 (1/5/03 vs. Cleveland)
 Punt Return Yards- 77 (1/5/03 vs. Cleveland)
 Longest Punt Return- 66t (1/5/03 vs. Cleveland)

RANDLE EL'S CAREER STATISTICS

Regular Season

RECEIVING	No.	Yds.	Avg.	LG	TD	RUSHING	No.	Yds.	Avg.	LG	TD
2002 Pittsburgh (AFC)	47	489	10.4	36	2	2002 Pittsburgh (AFC)	19	134	7.1	24	0
2003 Pittsburgh (AFC)	37	364	9.8	32t	1	2003 Pittsburgh (AFC)	15	75	5.0	32	0
NFL Totals (2 years)	84	853	10.2	36	3	NFL Totals (2 years)	34	211	6.2	32	0

PUNT RETURN	No.	FC	Yds.	Avg.	LG	TD	KICKOFF RETURN	No.	Yds.	Avg.	LG	TD
2002 Pittsburgh (AFC)	37	11	257	6.9	29	0	2002 Pittsburgh (AFC)	32	733	22.9	99t	1
2003 Pittsburgh (AFC)	45	12	542	12.0	84t	2	2003 Pittsburgh (AFC)	24	466	19.4	34	0
NFL Totals (2 years)	82	23	799	9.7	84t	2	NFL Totals (2 years)	53	1,184	22.3	99t	1

Postseason

RECEIVING	Att.	Yds.	Avg.	LG	TD	RUSHING	No.	Yds.	Avg.	LG	TD
2002 Pittsburgh (AFC)	9	138	15.3	30	0	2002 Pittsburgh (AFC)	2	14	7.0	11	0
NFL Totals (1 year)	9	138	15.3	30	0	NFL Totals (1 year)	2	14	7.0	11	0

PUNT RETURN	No.	FC	Yds.	Avg.	LG	TD	KICKOFF RETURN	No.	Yds.	Avg.	LG	TD
2002 Pittsburgh (AFC)	6	3	91	15.2	66t	1	2002 Pittsburgh (AFC)	5	88	17.6	32	0
NFL Totals (1 year)	6	3	91	15.2	66t	1	NFL Totals (1 year)	5	88	17.6	32	0



3 JEFF REED PLACEKICKER

**HEIGHT** — 5-11**WEIGHT** — 232**COLLEGE** — North Carolina**BIRTHDATE** — April 9, 1979**BIRTHPLACE** — Kansas City, Mo.**HOW ACQUIRE** — Free Agent - '02 (Nov. 19, 2002)**NFL EXPERIENCE** — 3rd Year**GAMES PLAYED-STARTED/POSTSEASON** — '02 (6-0/2-0), '03 (16-0)**CAREER TOTALS:** 22-0 (2-0)

PRO: Signed with the Steelers as a free agent, Nov. 19, 2002...agreed to terms with the Saints as a rookie free agent. April 23, 2002...was signed as a rookie free agent with the New Orleans Saints before being released Aug. 26 and converted both field-

goal attempts and made all three PATs he attempted during the 2002 preseason.

2003: Finished with 100 points for the first time in his brief career...converted 31-of-32 PAT attempts and 23-of-32 (71.9 percent) field-goal attempts...kicked a career-long 51-yard field goal at Kansas City (9/14) in his eight-point effort...added a 20-yard field goal and connected on two PAT attempts...missed his first field goal in his last 11 attempts at Cincinnati (9/21)...missed a 24-yard attempt on the Steelers' first offensive series—his first miss from inside the 30-yard line...had a big day at Seattle (11/2), converting all three field-goal attempts and his only PAT attempt for a 10-point day...had a long of 49 yards...had a string of seven straight field goals end versus Arizona (11/9) with his 23-yard miss early in the game...converted all four of his PAT attempts...had a tough day in difficult weather conditions versus Oakland (12/7)...converted two-of-four field-goal attempts and all three of his PAT attempts...made two 40-plus-yard attempts but missed from 47 and 48 yards...had a tough day in severe weather conditions at N.Y. Jets (12/14)...missed both field-goal attempts from 43 and 20 yards...was held scoreless for the first time this season...rebounded from a disappointing performance the previous game by converting both field-goal attempts versus San Diego (12/21), including a long of 47...tarnished an otherwise perfect day by missing his final of five PAT attempts, his first miss of the season.

2002: Had an excellent season, converting 17-of-19 field goals (89.5 percent) and 25-of-26 PAT attempts...scored eight points in his pro debut versus Cincinnati (11/24), including three on an eventual game-winning 45-yard field goal...his only mistake on the day was a missed PAT attempt...also had a 51-yard field goal attempt sail wide...had a record-setting performance at Jacksonville (12/1) in just his second appearance...tied a Steelers record with six field goals, including the eventual game-winning 50-yarder...tied for second-highest

CAREER HIGHLIGHTS

- ◆ 2002 Set Steelers' Single-Game Record (6 FGs, Dec. 1 at Jacksonville)



field goal total in NFL history...scored 20 of the team's 25 points...connected on two-of-three field goal attempts versus Houston (12/8)...had a string of 11 straight end when he missed a 43-yarder in the fourth quarter...was perfect on six kicks versus Carolina(12/15)—three PATs and three field-goal attempts—for 12 points...converted field goals of 36, 41 and 23 yards...converted both PAT attempts and his only field-goal attempt of 26 yards at Tampa Bay (12/23) for a five-point day...continued his remarkable season versus Baltimore (12/29)...connected on all four of his kicks—two field goals (23 and 48) and both PAT attempts...finished with eight points...missed his only field-goal attempt (46 yards) in Wild Card game versus Cleveland (1/5) but converted all four of his PAT attempts...converted three-of-four field-goal attempts at Tennessee (1/11), missing a 44-yard attempt...made both PAT attempts.

COLLEGE: Had never kicked in a college game until the 2000 season, but emerged as one of the most consistent kickers in the country over his two college seasons...entered the 2000 season as a walk-on, but earned a scholarship with his results...was an honorable mention All-ACC pick as a senior and a second-team All-ACC player as a junior...made 16-of-20 field goal attempts and 30-of-30 extra point attempts and was one of 20 semifinalists for the Lou Groza Award, given annually to the nation's top kicker...connected on 28-of-36 field goal attempts and 66-of-67 extra point tries...set a UNC record with 66 consecutive extra points...established a career best as a senior in 2001 with a 49-yard field goal against East Carolina with 2:48 remaining to help seal UNC's 24-21 win...connected on 12-of-16 field goal attempts as a senior...was also first-team Academic All-ACC...majored in journalism with a minor in communications.

PERSONAL: Earned all-conference and all-country honors at East Mecklenburg High School in Charlotte...kicked a 54-yard field goal, the longest in school history and the second-longest in state history...played four years of soccer and set school records for assists in a game, season and career...earned all-conference honors and led his team to the state finals...was a member of the National Honor Society and Spanish National Honor Society...his father, Morris, played basketball for Wichita State and his mother, Pam, was a cheerleader for Wichita State...his sister, Kristen, played soccer at UNC-Charlotte and one year professionally for the Carolina Speed....Full name: Jeffrey Montgomery Reed.

Reed's Career Single-Game Highs

Regular Season

Most Points— 19 (12/1/02 at Jacksonville)
 Most FGs Attempted— 6* (12/1/02 at Jacksonville)
 Most FGs Made— 6 (12/1/02 at Jacksonville)
 Most Missed FGs— 1 (Several times, Last: 12/8/02 vs. Houston)
 Longest FG— 51 (9/14/03 at Kansas City)
 Longest FG Attempted— 51 (twice, Last: 9/14/03 at K.C.)
 Most PATs Made— 4 (four times, Last: 12/21/03 vs. San Diego)
 Most Consecutive PATs— 8 (began 12/1/02 at Jack.)

Postseason

Most Points— 11 (1/11/03 at Tennessee)
 Most FGs Attempted— 4 (1/11/03 at Tennessee)
 Most FGs Made— 3 (1/11/03 at Tennessee)
 Most Missed FGs— 1 (1/11/03 at Tennessee)
 Longest FG— 40 (1/11/03 at Tennessee)
 Longest FG Attempted— 46 (1/5/03 vs. Cleveland)
 Most PATs Made— 4 (1/5/03 vs. Cleveland)
 Most Consecutive PATs— 6 (began 11/5/03 vs. Cleveland)

* Team Record



REED'S GAME-BY-GAME STATISTICS

2003

Date	Opponent	FGM-A	Lg.Blkd.	PA/M	Pts.	1-19	20-29	30-39	40-49	50+
9/7	BATLIMORE	2-2	31 0	4-4	10	0-0	1-1	1-1	0-0	0-0
9/14	at Kansas City	2-2	51 0	2-2	8	0-0	1-1	0-0	0-0	1-1
9/21	at Cincinnati	1-2	33 0	2-2	5	0-0	0-1	1-1	0-0	0-0
9/28	TENNESSEE	2-3	26 0	1-1	7	0-0	2-2	0-1	0-0	0-0
10/5	CLEVELAND	2-2	37 0	1-1	7	0-0	0-0	2-2	0-0	0-0
10/12	at Denver	2-2	26 0	0-0	6	0-0	2-2	0-0	0-0	0-0
10/26	ST. LOUIS	0-0	— 0	3-3	3	0-0	0-0	0-0	0-0	0-0
11/2	at Seattle	3-3	49 0	1-1	10	0-0	1-1	1-1	1-1	0-0
11/9	ARIZONA	0-1	— 0	4-4	4	0-0	0-1	0-0	0-0	0-0
11/17	at San Francisco	0-1	— 0	2-2	2	0-0	0-0	0-0	0-1	0-0
11/23	at Cleveland	2-3	46 0	1-1	7	0-0	1-1	0-0	1-2	0-0
11/30	CINCINNATI	2-2	39 0	2-2	8	0-0	1-1	1-1	0-0	0-0
12/7	OAKLAND	2-4	44 0	3-3	9	0-0	0-0	0-0	2-4	0-0
12/14	at N.Y. Jets	0-2	— 0	0-0	0	0-0	0-1	0-0	0-1	0-0
12/21	SAN DIEGO	2-2	47 0	5-4	10	0-0	0-0	0-0	2-2	0-0
12/28	at Baltimore	1-1	42 0	1-1	4	0-0	0-0	0-0	1-1	0-0
SEASON TOTALS		23-32	51 0	32-31	100	0-0	9-12	6-7	7-11	1-1

2002

Date	Opponent	FGM-A	Lg.Blkd.	PA/M	Pts.	1-19	20-29	30-39	40-49	50+
11/24	CINCINNATI	3-4	45 0	2-3	11	0-0	0-0	1-1	2-2	0-1
12/1	at Jacksonville	6-6	50 0	1-1	19	0-0	2-2	2-2	1-1	1-1
12/8	HOUSTON	2-3	40 0	0-0	6	0-0	0-0	1-1	1-2	0-0
12/15	CAROLINA	3-3	41 0	3-3	12	0-0	1-1	1-1	1-1	0-0
12/23	at Tampa Bay	1-1	26 0	2-2	5	0-0	1-1	0-0	0-0	0-0
12/29	BATLIMORE	2-2	48 0	2-2	8	0-0	1-1	0-0	1-1	0-0
SEASON TOTALS		17-19	50 0	10-11	61	0-0	5-5	5-5	6-7	1-2

POSTSEASON

1/5	CLEVELAND	0-1	— 0	4-4	4	0-0	0-0	0-0	0-1	0-0
1/11	at Tennessee	3-4	40 0	2-2	11	0-0	0-0	2-2	1-2	0-0
POSTSEASON TOTALS		3-5	40 0	6-6	15	0-0	0-0	2-2	1-3	0-0

REED'S CAREER STATISTICS

Year	Team	PAT	ATT	FG	ATT	FG%	LG	Pts.
2002	Pittsburgh (AFC)	11	10	17	19	.895	50	61
2003	Pittsburgh (AFC)	31	32	23	32	.719	51	100
NFL Totals (2 years)		41	43	40	51	.784	51	161

FIELD GOALS

Year	Team	11-19	20-29	30-39	40-49	50+	Total	FG%
2002	Pittsburgh (AFC)	0-0	5-5	5-5	6-7	1-2	17-19	.895
2003	Pittsburgh (AFC)	0-0	9-12	6-7	7-12	1-1	23-32	.719
NFL Totals (2 years)		0-0	14-17	11-12	13-19	2-3	39-50	.784
		(.000)	(.824)	(.917)	(.684)	(.667)	(.784)	

85 JAY RIEMERSMA

TIGHT END



(pronounced REEM-erz-muh)

HEIGHT—6-5**WEIGHT**—256**COLLEGE**—Michigan**BIRTHDATE**—May 17, 1973**BIRTHPLACE**—Zeeland, Mich.**HOW ACQUIRED**—UFA (March 19, 2003 from Buffalo)**NFL EXPERIENCE**—9th Year**GAMES PLAYED-STARTED/POSTSEASON**—'96 (0-0/0-0), '97 (16-8/0-0), '98 (16-4/1-0), '99 (14-11/1-0), '00 (12-12/0-0), '01 (16-15/0-0), '02 (16-15/0-0), '03 (11-8/0-0)**CAREER TOTALS:** 101-73 (2-0)**STEELERS TOTALS:** 11-8 (0-0)

PRO: Is an excellent receiving tight end who adds another dimension to the position for the Steelers...joined the team as an unrestricted free agent from Buffalo March 19, 2003, and signed a three-year contract...finished his Bills' career 10th on the team's all-time receptions list with 204 career catches, second all-time among Bills' tight ends...has started in 65 of 90 games, compiling 2,304 receiving yards and 20 TDs...was selected with the second of Buffalo's two seventh round selections in the 1996 NFL draft (244th overall). **2003:** Was hampered throughout the season with a few different injuries...played in 11 games and started eight...finished with 10 receptions for 138 yards and one TD...made a huge impact in his Steelers' debut in season-opener versus Baltimore (9/7)...caught two passes for 29 yards, including a 20-yard TD strike from Tommy Maddox...made two big catches at Cincinnati (9/21)...finished with two receptions for 28 yards, a 14-yard average...caught three passes for 44 yards, a 14.7-yard average, versus Tennessee (9/28)...was inactive due to his shoulder injury versus Cleveland (10/5)...returned to the starting lineup at Denver (10/12) after missing one game with a shoulder injury...had one reception for six yards...returned to the starting lineup for the first time in three weeks versus Arizona (11/9)...caught one pass for seven yards...left the game in the first half with a chest injury at San Francisco (11/17)...returned to action for the first time in three weeks versus Oakland (12/7) and caught his first pass since Nov. 9...finished with one reception for 24 yards, his longest reception of the season. **2002:** Caught 32 passes for 350 yards with no TDs...finished his seventh season with the Bills...appeared in all 16 games and started 14...caught one pass for 11 yards in the season opener versus N.Y. Jets (9/8)...caught two passes for 38 yards at Minnesota (9/15)...collected his 176th career catch with his three-yard reception in the first quarter...has caught a pass in 42-of-44 games...finished with four receptions for 44 yards at Denver (9/22)...recorded four catches for 46 yards one of which was a 29-yard reception in the fourth quarter, two plays later Bills took the lead vs. Chicago (9/29)...moved into second on the club list for receptions by a Bills TE with 188...caught one pass for 11 yards at Miami (10/20)...caught two passes for 18 yards to increase his career receptions to 190 (ninth on the club's all-time



receptions for TE) versus Detroit (10/27)...helped the Bills offense score their only touchdown before leaving the game with a back injury versus New England (11/3)...recorded his 191st career reception on a 16-yard catch to move into 10th on the club's all-time reception list at Kansas City (11/17)...caught one reception (marking his 194th career catch and putting him second on club list for receptions by tight ends) for eight-yards in win versus Miami (12/1)...tied his season-high with four receptions for 39 yards in loss at New England (12/8)...became the 10th Bill with 200 career receptions with first reception, for 11-yard gain in the first quarter, finished the game with three receptions for 31 yards in loss at Green Bay (12/22).

2001: Appeared in all 16 games and started 15 at tight end (the only game he didn't start was Dec. 9 versus Carolina when the team opened in a three-wide receiver set)...finished with 590 receiving yards to rank fourth on the team and his 53 receptions were a new career-high (previous: 37 in 1999)...became just the second tight end in team history to record a 50-catch season (Pete Metzelaars, 68 in 1993)...caught at least one pass in every game but one (at Atlanta 12/23)...had his best day of the year in Game 15 at N.Y. Jets (12/30) when he had 78 receiving yards on a career-high eight receptions...had a huge play on the Bills' first TD drive when he caught a 21-yarder on 4th-and-7 from the Jets' 30...had a 24-yard grab at Jax (10/18) and had five catches for 43 yards in all...made his longest catch of the season to that point with a 25-yard reception at San Diego (10/28); the catch came in the game's final minute and moved the Bills to the San Diego 26, setting up a game-tying FG try that was blocked...scored the 19th TD of his career on a 27-yard reception in fourth quarter versus Indianapolis (11/4)...had a season-long 36-yard reception at New England (11/11) that was his second longest of his career...recorded his 20th career TD catch versus Seattle (11/18) on a six-yard reception...finished the game with four catches for 58 yards versus Carolina (12/9)...caught a season-best eight passes for 78 yards at N.Y. Jets (12/30)...caught four passes for 40 yards in season finale at Miami (1/6).

2000: Entered the season as a starter for the second season in a row...finished with 31 receptions and 372 yards in 12 games (missed four games due to knee injury)...caught two passes for nine yards in the opener vs. Tennessee (9/3)...posted the second multi-touchdown game of his career versus Green Bay (9/10), finishing with four receptions for 70 yards...caught three receptions for 48 yards on the game's opening drive at N.Y. Jets (9/17) before injuring his knee and not returning...missed the following four weeks with knee injury...returned to the lineup versus N.Y. Jets (10/29) and caught one pass for 13 yards...caught his third touchdown of the season at New England (11/5), finishing with a then career-best six receptions for 49 yards...caught four passes for 41 yards at Kansas City (11/19) with one touchdown...had another TD reception called back due to a penalty...finished with a season-best 82 yards receiving on five receptions at Tampa Bay (11/26)...ended his personal-best 22-game reception streak at Indianapolis (12/11)...caught one pass for 19 yards versus New England (12/17)...caught his fifth touchdown of the season in the finale at Seattle (12/23).

1999: Had an outstanding season in his first as the Bills' number-one tight end...matched his totals from the previous two seasons combined with 496 receiving yards; despite missing two games due to injury...still ranked fifth among AFC tight ends in receiving yards, sixth in receptions (37) and tied for third in TDs (4)...played in 14 games and started 11...began his third season with the Bills by starting at Indianapolis (9/12) where he had an apparent TD called back due to a penalty in the third quarter...notched his first receptions of the season vs. N.Y.



Jets (9/19) with two catches for 29 yards...caught two passes against Philadelphia (9/26), including his first TD of the season (9th of career) on a 15-yard pass from Doug Flutie that gave the Bills their first touchdown of the afternoon...had a big Monday Night at Miami (10/4), catching a team-high four passes for a then career-high 85 yards...caught his second touchdown of the season versus Pittsburgh (10/10) on a throw from Flutie, when he went the opposite direction of the play and was wide open for an eight-yard TD...caught four balls for 35 yards against the Steelers...caught two passes for 26 yards vs. Oak. (10/17)...dressed but did not start at Sea. (10/24) due to a groin injury; entered the game for just one play but made it count as he caught his third touchdown of the season on a one-yard pass from Flutie...caught a game-high and career-high 86 yards on 4 catches in win at Was. (11/7)...caught two passes for 41 yards at N.Y. Jets (11/21)...was inactive versus New England (11/28) and versus N.Y. Giants (12/12)...returned to the lineup at Arizona (12/19) and caught five passes for 62 yards...scored a TD and led the Bills with a game-high six receptions (for 39 yards) at New England (12/26)...made second career postseason appearance in Wild Card game at Tennessee (1/8) but had no receptions. **1998:** Enjoyed a breakout year and tied the Bills single-season record for touchdowns by a tight end with six (Pete Metzelaars, 1992)...also set a career high in receiving yards (288)...played in all 16 games for the second straight year and started four times when the Bills opened in the two-tight end set (with Lonnie Johnson)...starts came at Miami (9/13), versus Miami (11/1), versus N.Y. Jets (12/19) and at New Orleans (12/27)...caught first TD of the year on a 16-yard pass from Rob Johnson in game 3 versus St. Louis (9/20)...had a seven-yard TD from Flutie at Indianapolis (10/11)...recorded first multi-TD game of his career vs. Miami (11/1) when he grabbed a pair...recorded season highs in catches (four) and yards (51) versus New England (11/15) and also added his fifth TD of the season...had a then career-best 28-yard catch at Cin. (12/6) and recorded his 6th TD of the year vs. Oakland (12/13)...played in his first career playoff game in Wild Card contest at Miami (1/2) and had one catch for four yards. **1997:** After failing to see any action in his first season with the Bills, quickly made an impact in 1997...saw his first NFL action in season opener versus Minnesota (8/31) and responded with four catches for 54 yards and a 19-yard TD on a pass from college teammate Todd Collins, which was his first career reception making him just the 16th player in team history to do so...made his first NFL start the next week at N.Y. Jets (9/7) when the Bills opened in two-tight end set; scored the game-winning TD in the fourth quarter with a 10-yard tightrope catch along the sideline...began his NFL career with catches in his first four contests and seven of first eight games...played in all 16 games and started eight times as a second TE...had a season-high five catches at Tennessee (11/23)...caught a pass for a two-point conversion from Alex Van Pelt in finale at Green Bay (12/20)...finished the season with 26 catches for 208 yards and two TDs. **1996:** Spent the first six games of the season on Bills' Developmental Squad...signed to the active roster Oct. 15...was inactive each game the remainder of the season and the Wild Card playoff.

COLLEGE: Was a former quarterback at Michigan who made a smooth and rapid adjustment to tight end...served as UM's holder for FGs and PATs for four years...hooked up with QB Todd Collins for his two touchdown receptions in '94...was second-team All Big 10 selection after ranking third on the team with 41 receptions for 370 yards in '95...earned All-Big 10 honorable mention and All-Big 10 Academic Team in '94...served as reserve QB in '92 & '93...selected as the recipient of the

Meyer Morton Award in spring drills after '93 season, given to the player who showed the greatest development as he shifted to TE, earning the starting job...was redshirted as a freshman.

PERSONAL: Was All-Midwest selection by Super Prep and Tom Lemming's Prep Football Report at Zeeland (Mich.) High...was finalist for USA Today Michigan Player of the Year Award...Dream Team *Blue Chip* choice by Detroit Free Press...won the Michigan chapter of the National Football Foundation Hall of Fame Scholar-Athlete Award...started three years on basketball team, twice earning all-conference, all-area and all-state honors...has supported the "Kids Escaping Drugs" program for several years and served as the Bills' spokesperson for the Buffalo City Mission...also had been involved in the "Rush for Reading" program and is very active with "Athletes in Action"...is married, wife Cara, with a daughter Sophia Grace (6/19/00) and Allen Jay III "Trip" (12/9/02)...was a communications-law major. Full name: Allen Jay Riemersma.

RIEMERSMA'S GAME-BY-GAME STATISTICS

2003

Date	Opponent	No.	Yds.	Avg.	LG	TD
9/7	BALTIMORE	2	29	14.5	20	1
9/14	at Kansas City	0	0	0.0	—	0
9/21	at Cincinnati	2	28	14.0	14	0
9/28	TENNESSEE	3	44	14.7	20	0
10/5	CLEVELAND			INACTIVE		
10/12	at Denver	1	6	6.0	6	0
10/26	ST. LOUIS			INACTIVE		
11/2	at Seattle			INACTIVE		
11/9	ARIZONA	1	7	9.0	9	0
11/17	at San Francisco	0	0	0.0	—	0
11/23	at Cleveland			INACTIVE		
11/30	CINCINNATI			INACTIVE		
12/7	OAKLAND	1	24	24.0	24	0
12/14	at N.Y. Jets	0	0	0.0	—	0
12/21	SAN DIEGO	0	0	0.0	—	0
12/28	at Baltimore	0	0	0.0	—	0
SEASON TOTALS		10	138	13.8	24	1

2002

Date	Opponent	No.	Yds.	Avg.	LG	TD
9/1	at Jacksonville	1	8	8.0	8	0
9/8	N.Y. JETS	1	11	11.0	11	0
9/15	at Minnesota	2	38	19.0	28	0
9/22	at Denver	4	44	11.0	24	0
9/29	CHICAGO	4	46	11.5	29	0
10/6	OAKLAND	1	17	17.0	17	0
10/13	at Houston	3	24	8.0	12	0
10/20	at Miami	1	11	11.0	11	0
10/27	DETROIT	2	18	9.0	9	0
11/3	NEW ENGLAND	0	0	0.0	0	0
11/17	at Kansas City	1	16	16.0	16	0
11/24	at N.Y. Jets	2	22	11.0	11	0
12/1	MIAMI	1	8	8.0	8	0
12/8	at New England	4	39	9.8	12	0
12/15	SAN DIEGO	1	3	3.0	3	0
12/22	at Green Bay	3	31	10.3	11	0
12/29	CINCINNATI	2	22	11.0	15	0
SEASON TOTALS		32	350	10.9	29	0



Riemersma's Career Single-Game Highs

Regular Season

Receptions- 8 (12/30/01 at NYJ)

Receiving Yards- 86 (11/7/99 at Washington)

Longest Reception- 38 (10/4/99 at Miami)

Receiving Touchdowns- 2 (2 times, Last: 9/10/00 vs. Green Bay)

RIEMERSMA'S CAREER STATISTICS

Regular Season

RECEIVING	No.	Yds.	Avg.	LG	TD
1996 Buffalo (AFC)	0	0	0.0	—	0
1997 Buffalo (AFC)	26	208	8.0	22	2
1998 Buffalo (AFC)	25	288	11.5	28	6
1999 Buffalo (AFC)	37	496	13.4	38	4
2000 Buffalo (AFC)	31	372	12.0	35	5
2001 Buffalo (AFC)	53	590	11.1	36	3
2002 Buffalo (AFC)	32	350	10.9	29	0
2003 Pittsburgh (AFC)	10	138	13.8	24	1
NFL Totals (8 years)	214	2,442	11.4	38	21
Steelers Total (1 year)	10	138	13.8	24	1

Postseason

RECEIVING	No.	Yds.	Avg.	LG	TD
1998 Buffalo (AFC)	1	4	4.0	4	0
1999 Buffalo (AFC)	0	0	0.0	4	0
NFL Totals (2 years)	1	4	4.0	4	0

79 OLIVER ROSS

OFFENSIVE LINE



HEIGHT-6-5

WEIGHT-322

COLLEGE-Iowa State

BIRTHDATE-September 27, 1974

BIRTHPLACE-Los Angeles, Calif.

HOW ACQUIRED-Free Agent (Nov. 22, 2000)

NFL EXPERIENCE-6th Year

GAMES PLAYED-STARTED/POSTSEASON-'98 (2-0/0-0) '99 (0-0/0-0), '00 (0-0/0-0), '01 (16-7/2-0), '02 (16-1/2-0), '03 (16-11/0-0)

CAREER TOTALS: 50-19 (4-0)

STEELERS TOTALS: 48-19 (4-0)

PRO: Joined the Steelers' practice squad Nov. 22, 2000 and was promoted to the active roster Dec. 13...was signed to a multi-year matching offer March 15, 2002 and subsequently a four-year contract extension, after receiving an offer sheet from the Cleveland Browns March 13...has the versatility to play both tackle spots and guard which helped him earn a roster spot...was originally selected by the Dallas Cowboys in the fifth round of the 1998 NFL Draft (138th overall) and played two games with Dallas as a rookie...was released by the Cowboys (9/5/99) and



was signed to the Eagles practice squad (9/8)...promoted to the Eagles active roster (9/13) but was inactive for the final 15 games of the season...released by the Eagles in training camp prior to the 2000 NFL season. **2003:** Lost the starting right tackle position to Todd Fordham in a close battle during training camp but emerged as the starting right tackle for the final nine games...started 11 total games, including one at left tackle (Sept. 28 vs. Tennessee)...made his first start of the 2003 season versus Tennessee (9/28) and the ninth of his career...replaced Marvel Smith early in the first quarter due to Smith's shoulder injury versus Cleveland (10/5)...started at right tackle at Denver (10/12)...also played some at left tackle in a reconfigured offensive line...started for the eighth straight game and the seventh at right tackle versus Oakland (12/7)...helped pave the way for the Jerome Bettis' and the Steelers' first 100-yard rushing performance of the season...helped pave the way for Jerome Bettis' season-high 115 yards versus San Diego (12/21) and the Steelers' 181 yards rushing. **2002:** Emerged as the starting right guard to begin the 2002 season but also was the first backup at right and left tackle...started his seventh game at right guard (eighth overall as a Steeler) in season-opener at New England (9/9)...replaced an injured Marvel Smith in the second half at Jacksonville (12/1) and played admirably. **2001:** Played in all 16 games and played superbly in seven starts...made his first career start for the injured Wayne Gandy versus Baltimore (11/4)...played admirably against one of the better defensive ends in the league (Mike McCrary)...made his second pro start and first at right guard for the injured Rich Tylski at Tennessee (11/25)...was quickly forced back to right tackle because of the injury to Marvel Smith and performed admirably...made his third start of the season and his second straight at right guard versus Minnesota (12/2)...started his third straight game at right guard and fourth start of the season versus the N.Y. Jets (12/9)...made his fifth start and fourth straight start at right guard for the injured Rich Tylski versus Detroit (12/23)...helped pave the way for the Steelers' six 100-yard rushing performance of the season and the sixth 400-yard offensive performance...made his fifth straight start at right guard for Rich Tylski and sixth start of the season at Cincinnati (12/30)...started at right tackle for his seventh start of the season versus Cleveland (1/6/02)...helped lead the offense to its sixth 200-yard rushing performance of the season. **2000:** Was activated from the Steelers practice squad for the final two games but was inactive for both contests. **1998:** Played two games with the Cowboys versus N.Y. Giants (11/8) and at Arizona (11/15)...was used by the Cowboys as an extra tight end in short-yardage situations.

COLLEGE: Was starting left tackle during his senior season at Iowa State...made the transition from defensive line to offensive line as a junior...led the way for the Cyclones, who averaged 228.6 yards passing a game...transferred from Los Angeles Southwest Community College in Los Angeles, Calif., where he earned All-Southern California Western States Conference honors.

PERSONAL: Was a two-year letterman at Washington High School in Los Angeles...earned All-Conference honors as a two-way tackle...is the son of Oliver Ross and Sheila Gipson...Full name: Oliver Ross.



54 MIKE SCHNECK

LONG SNAPPER

**HEIGHT**–6-1**WEIGHT**–237**COLLEGE**–Wisconsin**BIRTHDATE**–August 4, 1977**BIRTHPLACE**–Whitefish Bay, Wisc.**HOW ACQUIRED**–Undrafted Free Agent (1999)**NFL EXPERIENCE**–6th Year**GAMES PLAYED-STARTED/POSTSEASON**–'99 (16-0/0-0), '00 (16-0/0-0), '01 (16-0/2-0), '02 (12-0/2-0), '03 (16-0/0-0)**CAREER TOTALS**: 76-0 (4-0)

PRO: Joined the team as an undrafted free agent and has blossomed into a superb long snapper...performed brilliantly as the Steelers' long snapper the past five seasons and has handled all the long-snapping duties since he joined the team...signed a two-year contract as an unrestricted free agent March 30, 2004 to remain with the team...was signed as a free agent after the 1999 NFL supplemental draft in July 1999...had his original contract rescinded by the NFL, which was signed after the April draft, because he did not properly apply for the draft. **2003:** Played in all 16 games and has developed into one of the top long snappers in the NFL. **2002:** Missed four games, the first of his career, when he suffered a dislocated (right) elbow against the Raiders (9/15)...was deactivated because of the elbow injury for four games...returned to action at Baltimore (10/27) after missing four games due to an elbow injury. **2001:** Played in all 16 games...finished with three special-teams tackles (two solos). **2000:** Finished with two special-teams tackles. **1999:** Finished with four special-teams tackles...performed all the long-snapping duties in all 16 of the Steelers' games...registered one unassisted special-teams tackle at Tennessee (11/21)...registered one special-teams tackle versus Carolina (12/26).


COLLEGE: Was a three-year letterman on special teams...snapped for punts and placekicks...was a key reason Wisconsin featured the first-team All-Big Ten kicker (Matt Davenport) in 1997 and 1998...had only one bad snap in his career, which came after returning from an elbow injury in 1997...majored in personal finance.

PERSONAL: Was a two-time All-League linebacker at Whitefish Bay High School...was team captain and MVP during his senior year...married (Mandy)...is the son of Peter and Barbara Schneck...brother Dan was a linebacker at Wisconsin...Full name: Michael Louis Schneck.



30 CHAD SCOTT

CORNERBACK



HEIGHT—6-1

WEIGHT—202

COLLEGE—Maryland

BIRTHDATE—September 6, 1974

BIRTHPLACE—Capitol Heights, Md.

HOW ACQUIRED—D1-'97 (#24)

NFL EXPERIENCE—8th Year

GAMES PLAYED-STARTED/POSTSEASON—'97 (13-9/2-2), '98 (0-0/0-0), '99 (13-12/0-0), '00 (16-16/0-0), '01 (15-15/2-2), '02 (15-15/1-1), '03 (12-12/0-0)

CAREER TOTALS: 84-81 (5-5)

PRO: Has blossomed into a solid corner...is coming off finger surgery that placed him on the reserved/injured list for the final four games of the season...signed a multi-year contract extension July 19, 2002 that secured his services with the team through 2005....missed parts of 1999 and the entire 1998 season because of separate knee injuries...suffered an anterior cruciate ligament tear (left knee) May 12, 1998 during a volunteer coaching session, forcing him to spend the entire 1998 campaign on injured reserve...had surgery performed on the knee May 14, 1998. **2003:** Was placed on the reserved/injured list Dec. 2 following season-ending surgery...had a finger tendon repaired on his right hand...finished with 51 total tackles (46 solos)...also had three interceptions for 50 yards and one TD, and eight passes defended...started the game with a 26-yard interception return for a TD at Kansas City (9/14), the fourth TD of his career...finished with two total tackles (both solos) and two quarterback hurries/pressures defenses...played all 57 defensive snaps...made a big play deep in Steelers' territory that ended a Bengals' potential scoring drive at Cincinnati (9/21)...tipped a Jon Kitna pass that was intercepted by Jason Gildon...finished with five total tackles (three solos)...also was credited with two passes defended...recorded his second interception of the season at Denver (10/12), which interestingly occurred on the opponents' first offensive series for the second time...finished the game with three solo tackles...played 51 defensive snaps...finished with a team-high seven solo tackles at Seattle (11/2)...was credited with one quarterback hurry/pressure, a forced fumble and a pass defense...logged all 62 defensive plays...collected his third interception of the season late in the game at Cleveland (11/23) to seal the Steelers' victory...finished with five total tackles, all solos)...also was credited with one pass defended...played 76 defensive snaps. **2002:** Had another solid season for the Steelers...finished tied for third on the team with 85 total tackles (61 solos)...also had two interceptions for 30 yards and one TD...was credited with 17 passes defended (second on the

CAREER HIGHLIGHTS

- ◆ 2001 Led Team In Interceptions (5)
- ◆ 2000 Tied Lead In Interceptions (4)
- ◆ 1997 All-Rookie Team
- ◆ 1997 Joe Greene Great Performance Award (Steelers Rookie of Year)
- ◆ 1997 First-Round Draft Pick (24th overall)



team)...also had two solo special-teams tackles...finished with four tackles (two solos) in season-opener at New England (9/9)...also was credited with two pass defenses...logged all 88 defensive plays versus Oakland (9/15)...finished with a team-high 11 total tackles (nine solos)...also was credited with one quarterback hit/pressure and five pass defenses...collected his first interception of the season versus Cleveland (9/29) on a late first-half Hail Mary attempt by Tim Couch...logged 60 defensive plays...finished with five total tackles...also was credited with two passes defended and a quarterback hit/pressure...led the team with 10 total tackles (nine solos) at Baltimore (10/27)...also was credited with two passes defended and one quarterback hit/pressure...led the team with nine total tackles (six solos) versus Atlanta (11/10)...also was credited with one pass defense and a special-teams tackle...logged 82 defensive plays...led the team with nine total tackles (six solos) versus Cincinnati (11/24)...also was credited with two pass defenses, one on the Bengals' final play of the game that ended a potential game-tying scoring drive...recorded a special-teams tackle...tied Aaron Smith with a team-high six tackles (all solos) versus Carolina (12/15)...played all 58 defensive snaps...started off the game in grand fashion at Tampa Bay (12/23), intercepting a Shaun King pass and returning it 30 yards for a TD...was his second interception of the season and his first TD return since Nov. 25, 2001 at Tennessee...finished with three total tackles (one solo) before leaving the game with a fractured right hand...was deactivated versus Baltimore (12/29) because of his fracture right thumb...was deactivated for Wild Card game versus Cleveland (1/5) because of his hand injury...returned to the starting lineup in Divisional Playoff game at Tennessee (1/11) despite his broken thumb...collected the third postseason interception of his career...finished with one solo tackle. **2001:** Had one of his best seasons, leading the team and tying a career-high with five interceptions...finished 38 yards shy of the Steelers' record for interception return yards in a season (204)...suffered a (right) knee injury early in the third preseason game that forced him to miss the final preseason contest...finished with 84 total tackles (77 solos)...finished second on the team with 20 passes defended...was deactivated because of his knee injury in season-opener at Jacksonville (9/9)...returned to action at Buffalo (9/30) after missing the season opener...had a solid game...collected his first interception of the season...nearly broke it for a TD, returning it 62 yards...logged 54 defensive plays...finished with two solo tackles...also had one pass defense...had one of the best performances of his career versus Cincinnati (10/7)...recorded his second interception of the season in consecutive games and returned it 26 yards...also registered a team-high 10 tackles, all solos...was credited with a quarterback hurry/pressure...recorded his third straight interception at Kansas City (10/14) and returned it 61 yards for his first career touchdown...was credited with two tackles and a pass defense...logged all 70 plays at Tampa Bay (10/21)...finished with five solo tackles...also had one pass defense...made a great play on Mike Logan's interception, diving to tip the ball in the air for Logan to catch...was solid again versus Tennessee (10/29)...played all 52 defensive snaps...finished with three solo tackles...also was credited with two quarterback hurries/pressures and three passes defended...deflected a pass for the second straight week that was intercepted by the Steelers...did an excellent job containing the Jaguars' explosive receiving corps versus Jacksonville (11/18)...played all 55 defensive snaps...finished with six total tackles (three solos)...also was credited with two quarterback pressures...grabbed his fourth interception of the season at Tennessee (11/25)



and returned it for his second TD to clinch the Steelers' 34-24 victory...logged all 63 defensive plays...finished with five solo tackles...also had two quarterback hurries/pressures and three passes defended...played all 51 defensive snaps versus Minnesota (12/2)...led the team with 11 total tackles (10 solos)...recorded his fifth interception of the season at Baltimore (12/6), tying his career high set in 2000...returned it 10 yards...recorded his second postseason interception in AFC Playoff game (1/20) that led to the Steelers' first score...finished with two total tackles (one solo)...finished with six total tackles (four solos) in AFC Championship game versus New England (1/27). **2000:** Had an excellent season for the Steelers, tying Dewayne Washington for the team lead with a career-high five interceptions...finished the season with 72 total tackles (59 solo stops)...was credited with a team-high 25 pass defenses...returned strong from knee injuries that hampered him the past two years...played 68 defensive snaps versus Baltimore (9/3)...was credited with seven tackles—all solos...played all 54 defensive snaps at Cleveland (9/17)...was credited with six total tackles (four solo)...also recovered a fumble and had one pass defense...had the first multiple interception game of his career when he intercepted two Neil O'Donnell passes for 38 yards versus Tennessee (9/24)...logged all 63 defensive plays...finished with two total tackles and had two pass defenses...collected his third interception of the season versus Cleveland (10/22)...logged all 44 defensive snaps...finished with four solo tackles...played all 56 defensive downs at Baltimore (10/29)...finished with seven total tackles (five solos)...also was credited with one pass defended...logged all 78 defensive snaps at Tennessee (11/5)...finished with six total tackles (five solos)...also had one quarterback hurry/pressure and one pass defended...collected his fourth interception of the season and returned it eight yards versus Jacksonville (11/19)...logged 73 defensive snaps...also was credited with one pass defense. **1999:** Finished with 61 total tackles, including 57 solo stops...also had one interception and seven pass defenses...made his first appearance since the 1997 in the season-opener at Cleveland (9/12)...finished with four solo tackles...played all 65 snaps for the Steelers at Baltimore (9/19)...was credited with three total tackles, all solos...also had one pass defense...played all but three defensive snaps versus Seattle (9/26)...registered a career-high 11 total tackles (10 solos)...registered two total tackles versus Jacksonville (10/3)...also was credited with a pass defense...finished with 10 total tackles, including nine solo stops, at Buffalo (10/10)...was beaten on a 49-yard TD pass from Doug Flutie to Eric Moulds...recovered from a sub-par performance against Buffalo with solid effort at Cincinnati (10/17)...helped limit Cincinnati's high-power receivers to 10.9 yards-per-catch...finished with five solo tackles...also had one pass defense...intercepted his first pass of the season and his first one since 1997 (12/21 versus Tennessee) in the Monday night game versus Atlanta (10/25)...returned the interception 16 yards to the Atlanta 11-yard line, setting up the Steelers only TD of the game...also was credited with seven total tackles, including six solo stops...suffered a sprained (right) knee late in the first half that forced him to miss the rest of the game versus Cleveland (11/14)...had one solo tackle...missed his first game of the season because of his (right) knee injury at Tennessee (11/21)...returned to the lineup after missing three games due to a right knee injury versus Baltimore (12/12)...finished with two solo stops...also was credited with one pass defense...returned to the starting lineup at left cornerback at Kansas City (12/18)...played all 56 defensive snaps...finished with five total tackles and had two

pass defenses...logged all 56 defensive plays versus Carolina (12/26)...finished with four total tackles, all solos...also was credited with a quarterback hurry/pressure...played all 62 defensive snaps versus Tennessee (1/2)...registered two solo tackles and was credited with a quarterback hurry/pressure. **1998:** Missed the entire season with a torn (left) ACL. **1997:** Earned the team's Joe Greene Award as the Rookie of the Year...was selected to the Associated Press All-Rookie team...played in 13 games and started in nine...finished the season with 47 total tackles (45 solos) and two interceptions...also had three pass defenses and a fumble recovery...started the first two games of the season at right cornerback and the final seven regular-season contests at either right or left corner...started the two postseason games at left cornerback...sprained his right ankle in the Washington game (9/7) and missed three complete games...recorded a season-high eight tackles in both the Dallas (8/31) and Philadelphia (11/23) contests...collected first career interception versus Jacksonville (10/26)...had second interception of the season at Tennessee (12/21)...led the team with eight tackles and three pass defenses against New England in the AFC playoffs.

COLLEGE: Played first two years of college career with Towson State...transferred to Maryland when Towson encountered financial problems...played 42 games with 31 starts...had 22.1-yard average on 49 career kick returns...earned first-team All-ACC honors as left cornerback...recorded 60 tackles (37 solos), three sacks and five interceptions as senior...started 10 games at left cornerback in first season with Terps...led squad with 10 deflected passes and also had three interceptions...played every game at weakside cornerback at Towson State as sophomore...led team with five interceptions and was second on the team with six pass deflections...played in 10 games for Towson State as a redshirt freshman free safety...also was the leader of kickoff coverage unit...was a kinesiological sciences major.

PERSONAL: Was a two-time team captain at Suitland High in Capitol Heights, Maryland...competed as defensive back and running back...had 74 tackles and rushed for 624 yards as senior...also lettered once in track, competing on the 4x100-meter relay team...lives in Capitol Heights, Maryland...Full name: Chad Oliver Scott.

SCOTT'S CAREER STATISTICS

Regular Season

TACKLES	Solo	AT	Tot.	Sp.T.	Sacks	FF	FR	INTERCEPTIONS	No.	Yds.	Avg.	LG	TD
1997 Pittsburgh (AFC)	45	2	47	5	0.0	0	1	1997 Pittsburgh (AFC)	2	-4	-	-	0
1998 Pittsburgh (AFC)	Injured Reserve							1998 Pittsburgh (AFC)	Injured Reserve				
1999 Pittsburgh (AFC)	57	4	61	0	0.0	0	0	1999 Pittsburgh (AFC)	1	16	16.0	16	0
2000 Pittsburgh (AFC)	59	13	72	0	0.0	0	1	2000 Pittsburgh (AFC)	5	49	9.8	33	0
2001 Pittsburgh (AFC)	78	7	85	0	0.0	0	0	2001 Pittsburgh (AFC)	5	204	40.8	62	2
2002 Pittsburgh (AFC)	61	24	85	2	0.0	0	0	2002 Pittsburgh (AFC)	2	30	15.0	30	1
2003 Pittsburgh (AFC)	46	5	51	0	0.0	1	0	2003 Pittsburgh (AFC)	3	50	16.7	28	1
NFL Totals (7 years)	346	55	401	7	0.0	1	2	NFL Totals (7 years)	18	345	19.2	62	4

Postseason

TACKLES	Solo	AT	Tot.	Sp.T.	Sacks	FF	FR	INTERCEPTIONS	No.	Yds.	Avg.	LG	TD
1997 Pittsburgh (AFC)	11	1	12	0	0.0	0	0	1997 Pittsburgh (AFC)	1	27	27	27	0
2001 Pittsburgh (AFC)	5	3	8	0	0.0	0	0	2001 Pittsburgh (AFC)	1	19	19.0	19	0
2002 Pittsburgh (AFC)	0	0	0	0	0.0	0	0	2002 Pittsburgh (AFC)	1	0	0.0	7	0
NFL Totals (3 years)	16	4	20	0	0.0	0	0	NFL Totals (3 years)	3	46	15.3	27	0



SCOTT'S GAME-BY-GAME STATISTICS

2003

Date	Opponent	I	AT	TOT	Sack/ YDS	INT	PD	FF	FR
9/7	BALTIMORE	3	1	4	0.0/0	0/0	1	0	0
9/14	at Kansas City	2	0	2	0.0/0	1/26	0	0	0
9/21	at Cincinnati	3	2	5	0.0/0	0/0	2	0	0
9/28	TENNESSEE	3	0	3	0.0/0	0/0	1	0	0
10/5	CLEVELAND	6	1	7	0.0/0	0/0	0	0	0
10/12	at Denver	3	0	3	0.0/0	1/24	0	0	0
10/26	ST. LOUIS	3	0	3	0.0/0	0/0	0	0	0
11/2	at Seattle	7	0	7	0.0/0	0/0	1	1	0
11/9	ARIZONA	2	1	3	0.0/0	0/0	1	0	0
11/17	at San Francisco	5	0	5	0.0/0	0/0	0	0	0
11/23	at Cleveland	5	0	5	0.0/0	1/0	1	0	0
11/30	CINCINNATI	4	0	4	0.0/0	0/0	1	0	0
PLACED ON RESERVE/INJURED									
SEASON TOTALS		46	5	51	0.0/0	3/50	8	1	0

2002

Date	Opponent	I	AT	TOT	Sack/ YDS	INT	PD	FF	FR
9/9	at New England	2	2	4	0.0/0	0/0	2	0	0
9/15	OAKLAND	9	2	11	0.0/0	0/0	5	0	0
9/29	CLEVELAND	4	1	5	0.0/0	1/0	2	0	0
10/6	at New Orleans	3	1	4	0.0/0	0/0	0	0	0
10/13	at Cincinnati	3	3	6	0.0/0	0/0	1	0	0
10/21	INDIANAPOLIS	6	1	7	0.0/0	0/0	0	0	0
10/27	at Baltimore	9	1	10	0.0/0	0/0	2	0	0
11/3	at Cleveland	3	1	4	0.0/0	0/0	1	0	0
11/10	ATLANTA	6	3	9	0.0/0	0/0	1	0	0
11/17	at Tennessee	2	3	5	0.0/0	0/0	0	0	0
11/24	CINCINNATI	6	3	9	0.0/0	0/0	2	0	0
12/1	at Jacksonville	1	1	2	0.0/0	0/0	0	0	0
12/8	HOUSTON	0	0	0	0.0/0	0/0	0	0	0
12/15	CAROLINA	6	0	6	0.0/0	0/0	0	0	0
12/23	at Tampa Bay	1	2	3	0.0/0	1/30t	0	0	0
12/29	BALTIMORE				INACTIVE				
SEASON TOTALS		61	24	85	0.0/0	2/30	14	0	0

POSTSEASON

1/5	CLEVELAND				INACTIVE				
1/11	at Tennessee	1	0	1	0.0/0	1/0	1	0	0
POSTSEASON TOTALS		1	0	1	0.0/0	1/0	1	0	0

2001

Date	Opponent	I	AT	TOT	Sack/ YDS	INT	PD	FF	FR
9/9	at Jacksonville				INACTIVE				
9/30	at Buffalo	2	0	2	0.0/0	1/62	1	0	0
10/7	CINCINNATI	10	0	10	0.0/0	1/26	0	0	0
10/14	at Kansas City	2	0	2	0.0/0	1/61t	2	0	0
10/21	at Tampa Bay	5	0	5	0.0/0	0	1	0	0
10/29	TENNESSEE	2	0	2	0.0/0	0	3	0	0
11/4	BALTIMORE	4	0	4	0.0/0	0	1	0	0
11/11	at Cleveland	10	1	11	0.0/0	0	2	0	0
11/18	JACKSONVILLE	3	3	6	0.0/0	0	1	0	0

11/25	at Tennessee	5	0	5	0.0/0	1/45t	3	0	0
12/2	MINNESOTA	10	1	11	0.0/0	0	0	0	0
12/9	N.Y. JETS	5	2	7	0.0/0	0	1	0	0
12/16	at Baltimore	6	0	6	0.0/0	1/10	2	0	0
12/23	DETROIT	3	0	3	0.0/0	0/0	0	0	0
12/30	at Cincinnati	9	0	9	0.0/0	0/0	2	0	0
1/6/02	CLEVELAND	2	0	2	0.0/0	0/0	0	0	0
SEASON TOTALS		78	7	85	0.0/0	5/204	19	0	0

POSTSEASON

1/20	BALTIMORE	1	1	2	0.0/0	1/19	0	0	0
1/27	NEW ENGLAND	4	2	6	0.0/0	0/0	0	0	0
POSTSEASON TOTALS		5	3	8	0.0/0	1/19	0	0	0

2000

Date	Opponent	I	AT	Sack/					
				TOT	YDS	INT	PD	FF	FR
9/3	BALTIMORE	7	0	7	0/0	0	0	0	0
9/17	at Cleveland	4	2	6	0/0	0	0	0	1
9/24	TENNESSEE	1	1	2	0/0	2/38	2	0	0
10/1	at Jacksonville	2	0	2	0/0	0	2	0	0
10/8	at N.Y. Jets	3	2	5	0/0	0	0	0	0
10/15	CINCINNATI	4	1	5	0/0	0	1	0	0
10/22	CLEVELAND	4	0	4	0/0	1/3	0	0	0
10/29	at Baltimore	5	2	7	0/0	0/0	1	0	0
11/5	at Tennessee	5	1	6	0/0	0/0	1	0	0
11/12	PHILADELPHIA	4	2	6	0/0	0/0	2	0	0
11/19	JACKSONVILLE	0	0	0	0/0	1/8	1	0	0
11/26	at Cincinnati	4	0	4	0/0	0/0	0	0	0
12/3	OAKLAND	4	1	5	0/0	0/0	1	0	0
12/10	at N.Y. Giants	6	1	7	0/0	0/0	0	0	0
12/16	WASHINGTON	3	0	3	0/0	1/0	2	0	0
12/25	at San Diego	3	0	3	0/0	0/0	2	0	0
SEASON TOTALS		59	13	72	0/0	5/49	15	0	1

1999

Date	Opponent	I	AT	Sacks/					
				TOT	YDS	INT	PD	FF	FR
9/12	at Cleveland	4	0	4	0/0	0/0	0	0	0
9/19	at Baltimore	3	0	3	0/0	0/0	1	0	0
9/26	SEATTLE	10	1	11	0/0	0/0	0	0	0
10/3	JACKSONVILLE	2	0	2	0/0	0/0	1	0	0
10/10	at Buffalo	9	1	10	0/0	0/0	0	0	0
10/17	at Cincinnati	5	0	5	0/0	0/0	1	0	0
10/25	ATLANTA	6	1	7	0/0	1/16	0	0	0
11/7	at San Francisco	4	1	5	0/0	0/0	0	0	0
11/14	CLEVELAND	1	0	1	0/0	0/0	0	0	0
11/21	at Tennessee	injured/did not play							
11/28	CINCINNATI	injured/did not play							
12/2	at Jacksonville	injured/did not play							
12/12	BALTIMORE	2	0	2	0/0	0/0	2	0	0
12/18	at Kansas City	5	0	5	0/0	0/0	2	0	0
12/26	CAROLINA	4	0	4	0/0	0/0	0	0	0
1/2	TENNESSEE	2	0	2	0/0	0/0	0	0	0
SEASON TOTALS		57	4	61	0/0	1/16	7	0	0



73 KENDALL SIMMONS

GUARD

Steelers
**HEIGHT**-6-3**WEIGHT**-319**COLLEGE**-Auburn**BIRTHDATE**- March 11, 1979**BIRTHPLACE**- Ripley, Miss.**HOW ACQUIRED**- D1-'02 (#30)**NFL EXPERIENCE**- 3rd Year**GAMES PLAYED-STARTED/POSTSEASON**- '02 (14-14/2-2), '03 (16-16/0-0)**CAREER TOTALS**: 30-30 (2-2)

PRO: Was the Steelers' number-one draft pick in 2002 and continues to develop into a solid NFL offensive guard...played most of his college career as a tackle...was diagnosed with hyperglycemia just prior to the start of 2003 training camp which hampered him during the preseason and early part of the regular season. **2003:** Started in all 16 games despite his diabetic condition which was discovered just prior to training camp...has started in 20 consecutive contests, including 14 of 16 games (was injured for the other two and did not play) during his rookie year...started his third straight game at Cincinnati (9/21) and had a crunching block on Antwaan Randle El's reverse...helped pave the way for Jerome Bettis' and the Steelers' first 100-yard rushing performance of the season and produce a no-sack effort versus Oakland (12/7)...was a key component in Jerome Bettis' season-high 115 yards rushing and the Steelers' 181 total rushing yards versus San Diego (12/21). **2002:** Started 14 of 16 games (was injured for the other two and did not play)...was selected as the 2002 Joe Greene Great Performance Award recipient as the team's Rookie of the Year that was voted on by the Pittsburgh Chapter of the Pro Football Writers Association...also was selected to the *Pro Football Weekly* All-Rookie team...suffered a hamstring injury that has hampered his progress...made his first start as a pro versus Oakland (9/15)...helped pave the way for the offense's season-high 211 rushing yards at Cincinnati (10/13) and Jerome Bettis' first 100-yard performance of the season...helped pave the way for Amos Zereoue's first career 100-yard rushing performance at Cleveland (11/3), and the Steelers' second of the season...helped pave the way for the Steelers' second-consecutive 100-yard performance by Amos Zereoue versus Atlanta (11/10) and 182 yards rushing...was forced to leave the game versus Cincinnati (11/24) in the third quarter after suffering a knee injury...dressed at Jacksonville (12/1) but did not play because of his knee injury...played very well versus Baltimore (12/29)...helped pave the way for Amos Zereoue's third 100-yard rushing performance of the season and the Steelers'

CAREER HIGHLIGHTS

- ◆ 2002 Joe Great Great Performance Award (Steelers' Rookie of Year)
- ◆ 2002 First-Round Draft Pick (30th overall)



fourth...started both of the Steelers' postseason games.


COLLEGE: Was an All-American first-team selection by *The NFL Draft Report* as a senior...was a consensus All-Southeastern Conference first-team choice...was on the watch list for both the Lombardi Award and Outland Trophy...received the Jacobs Blocking Trophy, given annually to the best blocker in the SEC...won the Pat Dye Leadership Award...received the highest blocking consistency grade of any lineman in the Division 1-A ranks (92.2%)...was an All-American second-team selection by The Sports Xchange as a junior in 2000...added third-team honors from the Associated Press...was an All-Southeastern Conference first-team choice by the league's coaches and the *Birmingham News*, and an All-SEC second-team choice by the Associated Press...moved from offensive guard to left offensive tackle in fall drills...started every game and played in every snap...started first three games at left guard in 1999, but was redshirted due to ankle injuries...played in nine games, starting five contests at left offensive guard in 1998...played in every game, starting at left guard three times as a freshman in 1997...majored in visual communication/graphic arts.

PERSONAL: Was a three-year starter at Ripley (Miss.) High...is from the same home town as author John Grisham...is married to Celesta Henry...was an All-State and PrepStar All-American selection as a senior...recorded 70 tackles and four sacks, forced five fumbles and returned one for a touchdown as a senior defensive lineman...was named District Defensive Most Valuable Player...was voted *Clarion-Ledger* "Top 10" and No. 2 offensive line prospect in Mississippi...was a *Commercial Appeal* "Mid-South Top 100"...was chosen to play in the Alabama-Mississippi All-Star Game...also played baseball and basketball...is the son of Glenda and Henry Simmons...Full name: Henry Alexander Kendall Simmons.



91 AARON SMITH

DEFENSIVE END



HEIGHT—6-5

WEIGHT—298

COLLEGE—Northern Colorado

BIRTHDATE—April 9, 1976

BIRTHPLACE—Colorado Springs, Colo.

HOW ACQUIRED—D-4 ('99)

NFL EXPERIENCE—6th Year

GAMES PLAYED-STARTED/POSTSEASON—'99 (6-0/0-0), '00 (16-15/0-0), '01 (16-16/2-2), '02 (16-16/2-2), '03 (16-16/0-0)

CAREER TOTALS: 70-63 (4-4)

PRO: Has continued his impressive development into a top NFL defensive lineman...has become a fixture and very productive player for the Steelers defensive front...signed a six-year contract July 24, 2002, the day players were required to report to camp...has started 63 straight games plus four playoff contests for the Steelers. **2003:** Finished the season with 52 total tackles (40 solo stops)...also recorded two sacks...started in every regular-season game for the third straight season...logged 53 defensive plays in season-opener versus Baltimore (9/7)...finished with three solo tackles...also was credited with three quarterback hurries/pressures...registered his first sack of the season at Denver (10/12)...finished with three total tackles...also was credited quarterback hurry/pressure...logged 50 defensive plays...finished with five total tackles (four solos) at Seattle (11/2), including one for a loss of two yards...also was credited with two quarterback hurries/pressures...played 59 defensive snaps...registered his second sack of the season versus Oakland (12/7) and forced a fumble...finished with two total tackles...registered 48 plays...finished with seven total tackles (all solos) at N.Y. Jets (12/14)...also was credited with three quarterback hurries/pressures...logged 56 defensive plays...registered three total tackles (two solos) versus San Diego (12/21)...also was credited with two quarterback hurries/pressures...played 51 defensive snaps. **2002:** Produced a solid 2002 season, finishing with a career-high 68 tackles (56 solos) and 5½ sacks...had more solo tackles than he had total tackles in each of the past two seasons...played 58 defensive snaps in season-opener at New England (9/9)...finished with four total tackles (three solos)...also had three quarterback hits/pressure...finished with three solo tackles versus Oakland (9/15)...logged 84 defensive plays...also had two quarterback hits/pressures...played 59 defensive snaps versus Cleveland (9/29)...finished with five total tackles (three solos)...registered his first sack of the season...also was credited with three quarterback hits/pressures...had a very active day at New Orleans (10/6)...played 53 defensive snaps...led the team with nine total tackles (seven solos)...also had one quarterback hit/pressure...was outstanding in Monday Night game versus Indianapolis (10/21)...registered eight total tackles (all solos), including a sack for five yards...logged 63 defensive plays...also was credited with two quarterback hits/pressures...finished with two total tackles at Baltimore (10/27), all



solos, including one for a loss...logged 70 defensive plays...also was credited with two quarterback hits/pressures...totaled three solo tackles at Cleveland (11/3)...also was credited with two quarterback hits/pressures...finished with four total tackles versus Atlanta (11/10)...played 73 defensive snaps...recorded two total tackles at Tennessee (11/17)...also was credited with three quarterback hits/pressures...logged 72 defensive plays...registered his third sack of the season versus Cincinnati (11/24)...finished with three total tackles (all solos)...also was credited with three quarterback hits/pressures...logged all 63 defensive plays...had an extremely active day versus Carolina (12/15)...tied Chad Scott with a team-high six tackles (all solos), including three for a total of seven yards in losses...also recovered a fumble forced by Jason Gildon on a sack in the fourth quarter...was credited with two quarterback hits/pressures...played 56 defensive snaps...continued his dominant play at Tampa Bay (12/23)...finished with three total tackles (two solos)...also was credited with 1½ sacks for five yards and recovered a fumble forced by Casey Hampton's sack of Rob Johnson...had another strong game versus Baltimore (12/29)...finished with three total tackles (all solos)...also recovered a fumble—his second in two games—forced by Jason Gildon on his sack...was credited with a tackle and an assist for losses totaling a yard...finished with two total tackles (one solo) in Divisional Playoff game at Tennessee (1/11)...also recovered a fumble. **2001:** Started all 16 games at left end and established a career high with eight sacks...finished the season with 49 total tackles (33 solo stops)...played well in his 16th straight start at left end in season-opener at Jacksonville (9/9)...played 51 defensive snaps...finished with six total tackles (five solos) and had one sack...also registered one tackle for a loss of seven yards...had another excellent performance at Buffalo (9/30)...logged 48 plays...finished with seven total tackles (five solos)...also had his second sack of the season...logged 56 defensive plays versus Cincinnati (10/7)...recorded his third sack of the season and finished with seven total tackles (five solos)...performed superbly at Kansas City (10/14)...increased his team lead in sacks to four...logged 60 defensive plays...finished with four total tackles (three solos)...also was credited with a quarterback hurry/pressure...was credited with one sack at Cleveland (11/11), giving him a career-high five sacks for the season...logged 59 defensive plays...finished with three total tackles...also was credited with four quarterback hurries/pressures...recorded his sixth sack of the season at Tennessee (11/25)...logged 60 defensive plays...finished with three total tackles...also had five quarterback hurries/pressures...played all 55 defensive snaps at Baltimore (12/6)...finished with four tackles...also was credited with four quarterback hurries/pressures...registered his career-high seventh sack of the season versus Detroit (12/23)...logged 50 defensive plays...finished with two total tackles...also forced a fumble on his sack that was recovered by Earl Holmes...was credited with two quarterback hurries/pressures...logged 99 defensive plays at Cincinnati (12/30)...finished with two total tackles...also was credited with three quarterback hurries/pressures...had another strong game versus Cleveland (1/6/02)...registered his eighth sack of the season...finished with two tackles...also had one pass defense...was credited with three quarterback hurries...finished with two tackles (one solo) in AFC Playoff game versus Baltimore (1/20)...registered four total tackles (three solos) in AFC Championship game versus New England (1/27)...also recorded the first postseason sack of his career. **2000:** Started 15 of the 16 games in 2000...finished with 46 total tackles (34 solos)...led defensive line with four sacks and two pass defenses...had a strong preseason and started the last two preseason



games after Chris Sullivan's back surgery...made his first pro start at left end versus Baltimore (9/3)...logged 35 defensive plays...was credited with three assisted tackles...saw a great deal of action at Cleveland (9/17) when Chris Sullivan, who returned for his first game from back surgery, experienced back spasms and was forced from the game...logged 32 defensive plays...finished with one solo tackle...earned his second pro start in place of Chris Sullivan versus Tennessee (9/24)...logged 25 defensive plays...finished with one solo tackle...made his second consecutive start and was terrific at Jacksonville (10/1)...registered his first two career sacks...was credited with a career-high eight total tackles, including five solo stops...started his third straight game at N.Y. Jets (10/8)...logged 29 plays...was credited with four total tackles, all solos...logged a season-high 41 plays versus Cincinnati (10/15)...finished with three total tackles...earned his fifth straight start versus Cleveland (10/22)...logged 22 defensive snaps...finished with one tackle and was credited with three quarterback hurries/pressures...was solid in his sixth consecutive start at Baltimore (10/29)...logged 39 defensive snaps...finished with three tackles...also was credited with one sack, a quarterback hurry/pressure and one pass defended...had a very active day at Tennessee (11/5)...logged 59 defensive snaps...finished with three tackles, two of which resulted in five yards in losses...had a very productive day versus Philadelphia (11/12)...logged 57 defensive snaps...finished with five solo tackles...also was credited with a sack and two quarterback hurries/pressures...played 41 defensive snaps versus Oakland (12/3)...finished with three total tackles, all solos...also was credited with one quarterback hurry/pressure...finished with three total tackles, including two solos, at N.Y. Giants (12/10)...also had 1½ tackles for losses of a yard...logged 32 defensive plays versus Washington (12/16)...registered one tackle...also was credited with two quarterback hurries/pressures...played 23 defensive snaps at San Diego (12/24)...finished with two total tackles...also had one quarterback hurry/pressure. **1999:** Finished the season with one assist in his limited playing time...was a late arrival (four days) to training camp because of contract negotiations...dressed for his first game as a pro versus Jacksonville (10/3)...did not play...logged his most playing time of the season in Monday Night game versus Atlanta (10/25)...played six downs...played his most action of the season at San Francisco (11/7), logging nine plays...was deactivated on game day at Jacksonville (12/2)...accumulated his most playing time of the season, logging six plays versus Tennessee (1/2)...recorded his only tackle of the season...also had one pass defense.

COLLEGE: Was a consensus Division II first-team All-America selection...was an All-North Conference first-team pick and voted conference's Most Valuable Defensive Lineman...holds Northern Colorado's career record with 44 sacks...was team captain for the second straight year in 1998...totaled 63 stops (39 solos), 22 tackles behind the line of scrimmage and 11½ sacks...was a Daktronics and Burger King/American Football Coaches Association first-team All-America choice in 1997...recorded 57 tackles (30 solos), including 15½ sacks and 17 tackles for losses...was voted All-NCC honorable mention as a sophomore in 1996...recorded 55 tackles (27 solos) with nine sacks and 17 stops behind the line of scrimmage...majored in political science.

PERSONAL: Is married (Jaimie) with a daughter, Ellaina (3/28/02), and son, Elijah (12/6/03)...was a consensus All-State selection at Sierra (Colorado Springs, CO.) High...also lettered in basketball...was a two-time All-Conference choice in both sports...Full name: Aaron Douglas Smith.

SMITH'S GAME-BY-GAME STATISTICS**2003**

<u>Date</u>	<u>Opponent</u>	<u>I</u>	<u>AT</u>	<u>TOT</u>	<u>Sacks/</u>		<u>INT</u>	<u>PD</u>	<u>FF</u>	<u>FR</u>
					<u>YDS</u>					
9/7	BALTIMORE	3	0	3	0.0/0		0/0	0	0	0
9/14	at Kansas City	2	1	3	0.0/0		0/0	0	0	0
9/21	at Cincinnati	2	1	3	0.0/0		0/0	0	0	0
9/28	TENNESSEE	4	0	4	0.0/0		0/0	0	0	0
10/5	CLEVELAND	2	2	4	0.0/0		0/0	1	0	0
10/12	at Denver	2	1	3	1.0/6		0/0	0	0	0
10/26	ST. LOUIS	3	1	4	0.0/0		0/0	0	0	0
11/2	at Seattle	4	1	5	0.0/0		0/0	0	0	0
11/9	ARIZONA	2	1	3	0.0/0		0/0	0	0	0
11/17	at San Francisco	0	0	0	0.0/0		0/0	1	0	0
11/23	at Cleveland	2	1	3	0.0/0		0/0	2	0	0
11/30	CINCINNATI	2	0	2	0.0/0		0/0	0	0	0
12/7	OAKLAND	2	1	3	1.0/11		0/0	0	0	0
12/14	at N.Y. Jets	7	0	7	0.0/0		0/0	0	0	0
12/21	SAN DIEGO	2	1	3	0.0/0		0/0	0	0	0
12/28	at Baltimore	1	1	2	0.0/0		0/0	0	0	0
SEASON TOTALS		40	12	521	2.0/17		0/0	4	0	0

2002

<u>Date</u>	<u>Opponent</u>	<u>I</u>	<u>AT</u>	<u>TOT</u>	<u>Sacks/</u>		<u>INT</u>	<u>PD</u>	<u>FF</u>	<u>FR</u>
					<u>YDS</u>					
9/9	at New England	3	1	4	0.0/0		0/0	0	0	0
9/15	OAKLAND	3	0	3	0.0/0		0/0	0	0	0
9/29	CLEVELAND	3	2	5	1.0/8		0/0	0	0	0
10/6	at New Orleans	7	2	9	0.0/0		0/0	0	0	0
10/13	at Cincinnati	4	0	4	0.0/0		0/0	0	0	0
10/21	INDIANAPOLIS	8	0	8	1.0/5		0/0	0	0	0
10/27	at Baltimore	3	0	3	0.0/0		0/0	0	0	0
11/3	at Cleveland	2	0	2	1.0/4.5		0/0	0	0	0
11/10	ATLANTA	4	0	4	0.0/0		0/0	0	0	0
11/17	at Tennessee	2	0	2	0.0/0		0/0	0	0	0
11/24	CINCINNATI	3	0	3	1.0/0		0/0	0	0	0
12/1	at Jacksonville	4	0	4	0.0/0		0/0	0	0	0
12/8	HOUSTON	3	2	5	0.0/0		0/0	0	0	0
12/15	CAROLINA	6	0	6	0.0/0		0/0	0	0	1
12/23	at Tampa Bay	2	1	3	1.5/5		0/0	0	0	1
12/29	BALTIMORE	3	0	3	0.0/0		0/0	0	0	1
SEASON TOTALS		60	8	68	5.5/23.5		0/0	0	0	3

POSTSEASON

1/5	CLEVELAND	1	0	1	0.0/0		0/0	0	0	0
1/11	at Tennessee	1	1	2	0.0/0		0/0	0	0	1
POSTSEASON		2	1	3	0.0/0		0/0	0	0	1

2001

<u>Date</u>	<u>Opponent</u>	<u>I</u>	<u>AT</u>	<u>TOT</u>	<u>Sacks/</u>		<u>INT</u>	<u>PD</u>	<u>FF</u>	<u>FR</u>
					<u>YDS</u>					
9/9	at Jacksonville	5	1	6	1.0/0		0/0	0	0	0
9/30	at Buffalo	5	2	7	1.0/8		0/0	0	0	0
10/7	CINCINNATI	5	2	7	1.0/6		0/0	0	0	0
10/14	at Kansas City	2	2	4	1.0/4		0/0	0	0	0

SMITH'S GAME-BY-GAME STATISTICS (cont.)

10/21 at Tampa Bay	0	1	1	0.0/0	0/0	0	0	0
10/29 TENNESSEE	1	1	2	0.0/0	0/0	0	0	0
11/4 BALTIMORE	1	1	2	0.0/0	0/0	0	0	0
11/11 at Cleveland	3	0	3	1.0/6	0/0	0	0	0
11/18 JACKSONVILLE	3	0	3	0.0/0	0/0	0	0	0
11/25 at Tennessee	3	0	3	1.0/0	0/0	0	0	0
12/2 MINNESOTA	0	1	1	0.0/0	0/0	0	0	0
12/9 N.Y. JETS	0	1	1	0.0/0	0/0	0	0	0
12/16 at Baltimore	2	2	4	0.0/0	0/0	0	0	0
12/23 DETROIT	2	0	2	1.0/1	0/0	0	1	0
12/30 at Cincinnati	0	2	2	0.0/0	0/0	0	0	0
1/6/02 CLEVELAND	1	0	1	1.0/9	0/0	1	0	0
SEASON TOTALS	33	16	49	8.0/36	0/0	0	1	0

POSTSEASON

1/20 BALTIMORE	1	1	2	0.0/0	0/0	0	0	0
1/27 NEW ENGLAND	3	1	4	1.0/3	0/0	0	0	0
POSTSEASON TOTALS	4	2	6	1.0/3	0/0	0	0	0

2000

Date	Opponent	I	AT	Sacks/		INT	PD	FF	FR
				TOT	YDS				
9/3 BALTIMORE		0	3	3	0.0/0	0/0	0	0	0
9/17 at Cleveland		1	0	1	0.0/0	0/0	0	0	0
9/24 TENNESSEE		0	1	1	0.0/0	0/0	0	0	0
10/1 at Jacksonville		3	3	6	2.0/8	0/0	0	0	0
10/8 at N.Y. Jets		4	0	4	0.0/0	0/0	0	0	0
10/15 CINCINNATI		2	1	3	0.0/0	0/0	0	0	0
10/22 CLEVELAND		0	1	1	0.0/0	0/0	0	0	0
10/29 at Baltimore		2	1	3	1.0/0	0/0	1	0	0
11/5 at Tennessee		3	0	3	0.0/0	0/0	0	0	0
11/12 PHILADELPHIA		4	0	4	1.0/7	0/0	0	0	0
11/19 JACKSONVILLE		3	1	4	0.0/0	0/0	0	0	0
11/26 at Cincinnati		4	0	4	0.0/0	0/0	1	0	0
12/3 OAKLAND		3	0	3	0.0/0	0/0	0	0	0
12/10 at N.Y. Giants		2	1	3	0.0/0	0/0	0	0	0
12/16 WASHINGTON		1	0	1	0.0/0	0/0	0	0	0
12/24 at San Diego		2	0	2	0.0/0	0/0	0	0	0
SEASON TOTALS		34	12	46	4.0/15	0/0	2	0	0

SMITH'S CAREER STATISTICS**Regular Season**

<u>TACKLES</u>	<u>Solo</u>	<u>AT</u>	<u>Tot.</u>	<u>Sp.T.</u>	<u>Sacks</u>	<u>FF</u>	<u>FR</u>
1999 Pittsburgh (AFC)	0	1	1	0	0.0	0	0
2000 Pittsburgh (AFC)	34	12	46	0	4.0	0	0
2001 Pittsburgh (AFC)	33	16	49	0	8.0	1	0
2002 Pittsburgh (AFC)	60	8	68	0	5.5	0	3
<u>2003 Pittsburgh (AFC)</u>	<u>40</u>	<u>12</u>	<u>52</u>	<u>0</u>	<u>2.0</u>	<u>0</u>	<u>0</u>
NFL Totals (5 years)	167	49	216	0	19.5	1	3

Postseason

<u>TACKLES</u>	<u>Solo</u>	<u>AT</u>	<u>Tot.</u>	<u>Sp.T.</u>	<u>Sacks</u>	<u>FF</u>	<u>FR</u>
2001 Pittsburgh (AFC)	4	2	6	0	1.0	0	0
<u>2002 Pittsburgh (AFC)</u>	<u>2</u>	<u>1</u>	<u>3</u>	<u>0</u>	<u>0.0</u>	<u>0</u>	<u>1</u>
NFL Totals (2 years)	6	3	9	0	1.0	0	1

77 MARVEL SMITH

OFFENSIVE TACKLE



HEIGHT—6-5
WEIGHT—321
COLLEGE—Arizona State
BIRTHDATE—August 6, 1978
BIRTHPLACE—Oakland, Calif.
HOW ACQUIRED—D2-'00 (#7, 38)
NFL EXPERIENCE—5th Year
GAMES PLAYED-STARTED/POSTSEASON-'00 (11-8/0-0),
 '01 (16-16/2-2), '02 (16-16/2-2), '03 (6-6/0-0)
CAREER TOTALS: 43-40 (4-4)

PRO: The Steelers' second-round draft pick in 2000 quickly took command of the starting right tackle position...was the first rookie offensive lineman to start for the Steelers in his first game since before 1969...is very agile and athletic...moved to left tackle in 2003 after starting the previous two seasons at right tackle **2003:** Hampered most of the 2003 season with a pinched nerve in his neck...started and played in six games...was placed on the reserved/injured list Dec. 23...returned to the starting lineup versus Cleveland (10/5) but it was a brief appearance after aggravating his shoulder injury...did not return after the first offensive series...returned to the starting lineup for the first time in six games at Cleveland (11/23)...started his second straight game versus Cincinnati (11/30) but left early in the second quarter when he aggravated his neck injury. **2002:** Had another solid season in his second full year as a starter...started his 21st consecutive game at right tackle in season-opener at New England (9/9)...made his 22nd straight start at right tackle versus Oakland (9/15)...started his 25th straight game at right tackle at Cincinnati (10/13)...helped pave the way for the offense's season-high 211 yards rushing and Jerome Bettis' first 100-yard performance of the season...made his 28th straight start at right tackle at Cleveland (11/3)...helped pave the way for Amos Zereoue's first career 100-yard rushing performance and the second of the season for the Steelers...helped pave the way for the Steelers' second-consecutive 100-yard performance by Amos Zereoue and 182 yards rushing versus Atlanta (11/10)...helped team produce its second 200-plus-yard rushing performance at Jacksonville (12/1) before leaving the game because of an elbow injury...continued his strong season versus Baltimore (12/29)...helped pave the way for Amos Zereoue's third 100-yard rushing performance of the season and the Steelers' fourth...started in both of the Steelers' postseason contests. **2001:** Completed his second season as the starting right tackle...struggled early in the preseason but came on toward the end of preseason and had a solid year...made his ninth start at right tackle in the season-opener versus Jacksonville (9/9)...had a solid effort at Buffalo (9/30)...helped pave way for Jerome Bettis' 47th career 100-yard performance...helped pave the way for Jerome Bettis' 100-yard performance versus Cincinnati (10/7)...had another solid performance at Kansas City (10/14) and played an integral role in the Steelers' second straight 200-yard rushing performance and



Jerome Bettis' third straight 100-yard game...was instrumental in the Steelers' third straight 200-yard rushing performance at Tampa Bay (10/21) that produced a fourth-straight 100-yard effort by Jerome Bettis...performed very well at Cleveland (11/11) and helped the Steelers produce their fourth 200-yard rushing performance of the season and Jerome Bettis' fifth 100-yard game...suffered a knee injury on the first offensive series at Tennessee (11/25) and did not return...returned to his starting right tackle position versus Minnesota (12/2)...helped pave the way for the Steelers' sixth 100-yard rushing performer of the season versus Detroit (12/23) and the sixth 400-yard offensive performance—second straight...started the first postseason game of his career in AFC Playoff game versus Baltimore (1/20)...made his second career postseason start in AFC Championship game versus New England (1/27). **2000:** Missed five games because of a knee injury...started eight of the 11 games he played...played a role in the Steelers' fourth-ranked rushing offense...made his pro debut as the Steelers starting right tackle versus Baltimore (9/3)...started his second consecutive game at Cleveland (9/17)...helped pave the way for Jerome Bettis' first 100-yard rushing performance of the season...was injured (knee) early in the second quarter versus Tennessee (9/24) and did not return...was deactivated Friday because of his knee injury at Jacksonville (10/1)...was deactivated Friday because of his knee injury at N.Y. Jets (10/8)...was active but did not play at Baltimore (10/29)...made his first start at right tackle versus Jacksonville (11/19) since the Sept. 24 game at Tennessee...started his fourth game of the season at Cincinnati (11/26)...made his fifth start of the season—second consecutive—versus Oakland (12/3)...helped pave the way for Jerome Bettis' sixth 100-yard rushing performance...started his third consecutive game versus Washington (12/16) and helped pave the way for Jerome Bettis' seventh 100-yard game of the season.

COLLEGE: Was an All-American first-team selection by *Football News* in 1999...received third-team honors from *The Sporting News* and was an All-Pac 10 Conference first-team pick...registered 80 knockdowns...allowed only one sack while not being flagged for a penalty all year...started every game at left tackle, paving the way for an offense that averaged 389.9 yards per game...was an All-Pac 10 Conference honorable mention as a sophomore in 1998...started all year at left tackle for a team that averaged 411.8 yards-per-game...played in 10 games, starting seven contests, including the last five as a redshirt freshman...delivered 46 knockdowns...helped the Sun Devils average a Pac-10 best 193.8 yards rushing per game, and 4.5 yards-per-run...earned bachelor's degree in interdisciplinary studies.

PERSONAL: Was a 1996 graduate of Skyline (Oakland, Calif.) High...earned first-team All-Bay Area as well as second-team All-East Bay honors his senior year...named All-City during his junior and senior seasons...voted Skyline Offensive Player of the Year...named *West County Times* "Cream of the Crop" in 1995...ranked as the eighth-best college prospect in the Bay Area...earned prep All-Star first-team honors...became the school's first lineman to receive a Division I-A scholarship...is the son of James Smith and Nicole Jackson...Married (Kellie)...Full name: Marvel Amos Smith.



2 BRIAN ST. PIERRE

QUARTERBACK



HEIGHT—6-3

WEIGHT—230

COLLEGE—Boston College

BIRTHDATE—November 28, 1979

BIRTHPLACE—Salem, Massachusetts

HOW ACQUIRED—D5-'03 (#28, 163)

NFL EXPERIENCE—2nd Year

CAREER EXPERIENCE—'03 (0-0/0-0)

PRO: One of the four 2003 draft selections to make the final roster...served as the third quarterback for the all 16 games.


COLLEGE: Was a two-year starter and offensive team captain...ranks third on the school's career-record lists with 5,837 yards and 48 touchdowns passing, completing 457-of-803 attempts (56.9%)...started every game in 2002...completed 237-of-407 passes (58.2%) for 2,983 yards and 18 touchdowns...ranks third in school history behind Glenn Foley (3,397 in 1993) and Doug Flutie (3,454 in 1984) with 2,983 passing yards...his 18 scores ranks sixth on the school's single-season list for touchdown passes...averaged 239.2 yards-per-game as he amassed 3,109 yards in total offense...ranks third on BC's single-season list for total yards (3,109) behind Foley (3,353 in 1993) and Flutie (3,603 in 1984)...took over the starting quarterback job in 2001...completed 149-of-279 passes (53.4%) for 2,016 yards, 25 touchdowns and 10 interceptions...only Doug Flutie (27 in 1984) had more scoring passes in a season for the Eagles...was third on the team with 67 carries for 217 yards (3.2 avg)...played in every game in 2000...started vs. Notre Dame when Tim Hasselbeck missed the game with a knee injury...completed 47-of-77 passes (61.0%) for 543 yards and four touchdowns while adding another score on 13 carries...played in nine games in 1999...completed 24-of-40 passes (60.0%) for 295 yards and a touchdown...redshirted as a true freshman in 1998...majored in economics.

PERSONAL: Attended St. John's Prep in Danvers, Mass....set every single-season and career quarterback record at the school (completions, attempts, touchdown passes, touchdown rushes, completion percentage and games played)...threw for 3,700 yards in his career...earned All-American honors from Tom Lemming, Prep Star and Super Prep...made Prep Star's Dream Team and was chosen Massachusetts and New England Gatorade Player of the Year...was *USA Today's* Massachusetts Co-Player of the Year...was a three-year Catholic Conference all-star choice...served as team captain for the 1997 St. John's team that finished 11-0, winning the state and New England crowns...was a two-time Catholic Conference all-star in baseball...led St. John's to the 1997-98 Catholic Conference basketball title...is the son of Luanne and David St. Pierre...has one sister (Kristen) and two brothers (Andy and Scott)...lives in Danvers, Massachusetts...Full name: Brian St. Pierre.



22 DUCE STALEY

RUNNING BACK



HEIGHT—5-11

WEIGHT—242

COLLEGE—South Carolina

BIRTHDATE—February 27, 1975

BIRTHPLACE—Columbia, S.C.

HOW ACQUIRED—UFA (March 12, 2004)

NFL EXPERIENCE—8th Year

CAREER EXPERIENCE/POSTSEASON—'97 (16-0/0-0), '98 (16-13/0-0),

'99 (16-16), '00 (5-5/0-0), '01 (13-10/3-3), '02 (16-16/2-2), '03 (16-4/2-2)

CAREER TOTALS: 98-64 (7-7)

PRO: Was a key acquisition for the Steelers prior to the 2004 season...signed a five-year contract as an unrestricted free agent from Philadelphia...has been a model of consistency and toughness during his career...has endured a great amount of pain and has overcome various injuries to perform so admirably each Sunday...rebounded from a painful hernia in 1998, to a Lis Franc sprain (foot) in 2000, to a shoulder injury in 2001...has served as an ambassador for the NFL...traveled with Dolphins DE Jason Taylor to the Persian Gulf in June of 2003 as part of the first USO tour to visit the region since Operation Iraqi Freedom began, which included performances, movie screenings, basketball clinics and visits throughout the region. **2003:** Was the leader of the Eagles three-man running back attack in 2003...concluded the season with career highs in rushing average (4.8) and receiving average (10.6) and ranked first in the NFL in yards per touch (6.4)...recorded a career-playoff high 79 rushing yards in the NFC Championship Game versus Carolina (1/18)...set the franchise playoff record for career receptions (35) and finished second in rushing yards (384)...caught a seven-yard shovel pass for a TD from McNabb in the Divisional playoff game versus Green Bay (1/11)...scored two rushing TDs vs. San Francisco (12/21) and moved into sixth place on the Eagles' all-time rushing TD list...posted his second receiving TD of the season on a shovel pass from McNabb vs. Dallas (12/7)...scored his third rushing TD of the season on a two-yard run at Carolina (11/30)...had a 38-yard catch and run down the sidelines vs. N.Y. Giants (11/16) that set up an 11-yard TD reception by Brian Westbrook one play later...made key back-to-back 11-yard gains on a draw play and a dump pass to put the Eagles in position to score the game-winning TD at Green Bay (11/10)...had a career-long 52-yard TD reception at Dallas (10/12)...recorded the Eagles first touchdown at Lincoln Financial Field on a one-yard run vs. New England (9/14). **2002:**

CAREER HIGHLIGHTS

- ◆ 2002 Offensive MVP (Eagles)
- ◆ 2002 Third 1,000-Yard Rushing Season
- ◆ 2001 Ed Block Courage Award
- ◆ 2001 Led NFL backs with a 9.9 yds./catch avg.
- ◆ 2000 NFC Pro Bowl First-Alternate
- ◆ 1999 All-Madden Team
- ◆ 1999 Team Offensive MVP (Eagles)
- ◆ 1998 Team Offensive MVP (Eagles)



Voted by his teammates as the offensive MVP...recorded his third 1,000-yard rushing season and became the second Eagles back to top the 1,000 yards and 500 receiving yards in a single season...was the 13th in team history (only Wilbert Montgomery and Ricky Watters also have three 1,000-yard seasons in club history)...produced four 100-yard rushing games, giving him 13 in his career to move past Ricky Watters (12) and into third on the team's all-time list (the Eagles were 10-3 in those games)...became just the second player in Eagles history to reach 1,000 yards rushing (1,029) and 500 yards receiving (541) in a season (Wilbert Montgomery had 1,402 yards rushing and 521 yards receiving in 1981)...compiled a career-1,570 total yards from scrimmage...attained personal bests in rushing TDs (5) and receiving TDs (3)...ranked sixth in the NFC in rushing, second among NFC backs in receiving yards and first among NFL backs in yards per catch (10.6), and sixth in the NFL in yards per touch (4.9/ min. 320 attempts)...had a 20-yard rushing TD on the Eagles opening drive vs. TB (1/19) in the NFC Championship game...totaled 217 yards of total offense versus Arizona (11/17), which included carrying three Cardinals over the goal line on a four-yard TD catch...rushed for 135 yards on a career-high 31 carries and caught three balls for 82 yards, including a season-high 45-yard catch-and-run...ran for 126 yards on 24 carries and moved into fourth place on the Eagles all-time rushing list versus N.Y. Giants (10/28)...was named Monday Night Football "Horse Trailer" player of the game for his efforts...tied a career-high with two TD runs versus Houston (9/29)...rushed for 152 yards, the second-best total of his career on 24 carries versus TB (10/20). **2001:** Ranked fourth among the NFL's starting running backs in yards per touch (5.4)...led all NFL backs with a 9.9 yards-per-catch average...recorded a career-high 103 yards receiving on nine receptions at San Francisco (12/22)...became the first Eagles back gain more than 100 yards receiving in a game since James Joseph (6-109) at SF (1/3/94)...recorded 231 yards of total offense vs. Minnesota (11/11), the second-highest total of his career...rushed for 146 yards on 17 carries (8.6 avg.), the third-best performance of his career. **2000:** Earned NFC offensive POW and Miller Lite NFL POW honors after rushing for 201 yards at Dallas (9/3), marking only the second time in team history and the first time in more than 50 years that an Eagle rushed for over 200 yards (Steve Van Buren collected 205 yards vs. Pittsburgh on 11/27/49)...totaled 262 total yards from scrimmage eclipsing his previous high by more than 100 yards (151 at Carolina 11/7/99). **1999:** Compiled 1,273 yards to become the third Eagles running back to register back-to-back 1,000 rushing yard seasons. Wilbert Montgomery (1978-79) and Ricky Watters (1995-97) were the others...accounted for an NFL-best 40.9 percent of his team's total offense and accounted for five 100-yard rushing games...was selected as the first alternate for the NFC Pro Bowl squad behind Marshall Faulk (starter), Stephen Davis, and Emmitt Smith...was named to the All-Madden team...posted back-to-back 100-yard rushing games for the first time in his career versus Dallas (10/10, 110 yards) and at Chicago (10/17, 101 yards). **1998:** Led the Eagles in rushing (1,065 yards), receptions (57), total yards from scrimmage (1,497), and TDs (six), while playing the majority of the year with a painful hernia...became the first Eagles draft pick to top the 1,000-yard rushing mark since Wilbert Montgomery (1981) and the first Eagle to lead the team in both rushing and receptions since Herschel Walker (1993)...originally entered 1998 training camp as the number-two running back but an ankle injury to Charlie Garner gave Staley his first NFL start in the season opener vs. Seattle (9/6/98)...scored his first TD on a one-yard dive at Atlanta (9/13/98)...had a career-high three TDs (2 rush./1 rec.) vs. Kansas City (9/27)...capped the year with the longest



run of his career, a 64-yd. TD scamper vs. N.Y. Giants (12/27) that put him over the 1,000-yard mark...made his mark as a kickoff returner in his rookie season, ranking fifth in the NFC with a 24.2-yard average.

COLLEGE: One of the NCAA's best all-around running backs in 1996, ranked 13th in the country with 1,116 rushing yards en route to earning first-team All-Southeastern Conference honors. Finished his two-year career ranked 13th on South Carolina's all-time rushing list with 1,852 yards and 17 TDs on 345 carries. An extremely versatile back, he also hauled in 59 receptions for 489 yards and 2 TDs and returned 26 kickoffs for 566 yds. Transferred to South Carolina from Itawamba (MS) J.C...majored in sociology.

PERSONAL: Is single and has a daughter, Shakia (7), and a son, Damani Zihir (4)...is a native of Columbia, SC, where he currently resides in the offseason....it may have been tough for Staley to spell "chrysanthemum" but it wasn't difficult for the selection panel of the American Advertising Federation to choose that NFL/United Way spot as a winner of a 2001 ADDY Award for creative advertising...was an all-state selection at Airport H.S. in Columbia...hosted a pizza party for 100 foster children from the Camden (NJ) Division of Youth and Family Services and their foster families at the Camden Children's Garden in 2001...underwent a grueling yet innovative rehabilitation period prior to the 2001 season to become the first successful return from a Lis Franc injury...annually holds The Duce Staley Football Camp at West Chester (PA) University, which benefits the several charities, including Special Olympics in Philadelphia and Columbia, SC, Eagles Youth Partnership in Philadelphia, First Steps Program in South Carolina, the Variety Club and Direct Care for Kids...attended the 2001 Hometown Huddle with the United Way at the NovaCare Complex at which 100 children from Children's Services, Inc., spent the day participating in conflict resolution games and sharing positive messages...was named chairman for the 1999 Philadelphia Special Olympics annual sponsor-an-athlete annual campaign that supports more than 4,000 children and adults training and competing in more than 20 Olympic-style sports...donated \$25,000 to South Carolina Governor Jim Hodges' First Steps early childhood education program in 1999 (Dec. 23) to help improve education in the state...earned a special award at Philadelphia's Third annual Black History Month Celebration in 2000 for his achievements on and off the field...Full name: Duce Staley.

Staley's Career Single-Game Highs

Regular Season

Yards Rushing- 201 (9/3/00 at Dallas)
 Rushing Attempts- 31 (11/17/02 vs. Arizona)
 Longest Run- 64t (12/27/98 vs. N.Y. Giants)
 TDs Rushing- 2 (three times, Last: 12/21/03 vs. S.F.)
 100-yard Games- 13
 Receptions- 11 (9/9/01 vs. St. Louis)
 Yards Receiving- 103 (12/21/01 at San Fran.)
 Longest Reception- 52t (10/12/03 at Dallas)

Postseason

Yards Rushing- 79 (1/18/03 vs. Carolina)
 Rushing Attempts- 18 (1/11/03 vs. Atlanta, 1/19/02 at Chicago)
 Longest Run- 22 (1/11/04 vs. Green Bay)
 TDs Rushing- 1 (Last: 1/19/03 vs. Tampa Bay)
 100-yard Games- 0
 Receptions- 8 (1/27/02 at St. Louis)
 Yards Receiving- 58 (1/27/02 vs. St. Louis)
 Longest Reception- 23t (1/12/02 vs. Tampa Bay)



STALEY'S GAME-BY-GAME STATISTICS

		RUSHING					RECEIVING				
2003											
Date	Opponent	Rush	Yds.	Avg.	Lg.	TD	Rec.	Yds.	Avg.	Lg.	TD
9/8	TAMPA BAY	7	14	2.0	4	0	7	46	6.6	11	0
9/14	NEW ENGLAND	5	17	3.4	9	1	3	16	5.3	8	0
9/28	at Buffalo	2	4	2.0	2	0	3	16	5.3	7	0
10/5	WASHINGTON	9	42	4.7	16	0	0	0	0.0	0	0
10/12	at Dallas	7	28	4.0	16	0	3	66	22.0	52t	1
10/19	at N.Y. Giants	1	5	5.0	5	0	1	4	4.0	4	0
10/26	N.Y. JETS	9	47	5.2	18	0	0	0	0.0	0	0
11/2	at Atlanta	3	14	4.7	9	1	4	38	9.5	17	0
11/10	at Green Bay	10	53	5.3	12	0	2	45	22.5	34	0
11/16	N.Y. GIANTS	3	12	4.0	7	0	1	38	38.0	38	0
11/23	NEW ORLEANS	8	77	9.6	16	0	2	26	13.0	13	0
11/30	at Carolina	8	24	3.0	6	1	1	8	8.0	8	0
12/7	DALLAS	2	8	4.0	4	0	3	22	7.3	17	1
12/15	at Miami	6	58	9.7	22	0	0	0	0	0	0
12/21	SAN FRANCISCO	11	53	4.8	19	2	1	1	1.0	1	0
12/27	at Washington	5	7	1.4	5	0	5	56	11.2	24	0
SEASON TOTALS		96	463	4.8	22	5	36	382	10.6	52t	2
POSTSEASON											
1/11	GREEN BAY	5	45	9.0	22	0	3	26	8.7	15	1
1/18	CAROLINA	13	79	6.1	18	0	4	33	8.3	19	0
POSTSEASON TOTALS		18	124	6.9	22	0	7	59	8.4	19	1

2002											
<u>Date</u>	<u>Opponent</u>	<u>Rush</u>	<u>Yds.</u>	<u>Avg.</u>	<u>Lg.</u>	<u>TD</u>	<u>Rec.</u>	<u>Yds.</u>	<u>Avg.</u>	<u>Lg.</u>	<u>TD</u>
9/7	BALTIMORE	4	14	3.5	11	0	0	0	0.0	—	0
9/8	at Tennessee	7	18	2.6	6	0	5	47	9.4	16	1
9/16	at Washington	15	55	3.7	9	0	7	57	8.1	22	0
9/22	DALLAS	11	41	3.7	8	0	3	24	8.0	9	0
9/29	HOUSTON	12	33	2.8	16	2	3	39	13.0	15	0
10/6	at Jacksonville	13	82	6.3	14	0	6	35	5.8	15	0
10/20	TAMPA BAY	24	152	6.3	57	0	2	12	6.0	6	0
10/28	N.Y. GIANTS	24	126	5.3	23	0	2	37	18.5	29	0
11/3	at Chicago	19	39	2.1	9	0	2	19	9.5	15	0
11/10	INDIANAPOLIS	6	15	2.5	11	0	4	39	9.8	14	0
11/17	ARIZONA	31	135	4.4	13	0	3	82	27.3	45	1
11/25	at San Francisco	16	55	3.4	11	0	2	12	6.0	7	0
12/1	ST. LOUIS	14	32	2.3	11	0	3	22	7.3	8	0
12/8	at Seattle	21	100	4.8	21t	1	1	6	6.0	6	0
12/15	WASHINGTON	20	62	3.1	30	1	2	44	22.0	38t	1
12/21	at Dallas	19	56	2.9	7	1	3	27	9.0	16	0
12/28	at N.Y. Giants	17	28	1.6	9	0	3	39	13.0	35	0
SEASON TOTALS		269	1,029	3.8	57	5	51	541	10.6	45	3
POSTSEASON											
1/11	ATLANTA	18	63	3.5	9	0	5	39	7.8	19	0
1/19	TAMPA BAY	13	58	4.5	20t	1	6	26	4.3	12	0
POSTSEASON TOTALS		31	121	3.9	20t	1	11	65	5.9	19	0



STALEY'S GAME-BY-GAME STATISTICS (cont.)

		RUSHING					RECEIVING				
2001											
Date	Opponent	Rush	Yds.	Avg.	Lg.	TD	Rec.	Yds.	Avg.	Lg.	TD
9/9	ST. LOUIS	9	9	1.0	7	0	11	81	7.4	15	0
9/23	at Seattle	3	12	4.0	10	0	1	2	2.0	2	0
9/30	DALLAS	INACTIVE/SHOULDER									
10/7	ARIZONA	INACTIVE/SHOULDER									
10/22	at N.Y. Giants	3	22	7.3	16	0	4	23	5.8	9	0
10/28	OAKLAND	3	19	6.3	17	1	2	35	17.5	29	0
11/4	at Arizona	12	49	4.1	18	0	0	0	0.0	0	0
11/11	MINNESOTA	17	146	8.6	44t	1	6	85	14.2	20	0
11/18	at Dallas	26	102	3.9	18	0	4	31	7.8	14	0
11/25	WASHINGTON	15	50	3.3	7	0	7	40	5.7	8	0
11/29	at Kansas City	25	80	3.2	17	0	4	66	16.5	46t	1
12/9	SAN DIEGO	15	21	1.4	6	0	5	88	17.6	37	1
12/16	at Washington	15	36	2.4	7	0	8	73	9.1	22	0
12/22	at San Francisco	15	35	2.3	10	0	9	103	11.4	46	0
12/30	N.Y. GIANTS	8	23	2.9	8	0	2	-1	-0.5	3	0
1/6	at Tampa Bay	INACTIVE									
SEASON TOTALS		166	604	3.6	44t	2	63	626	9.9	46t	2
POSTSEASON											
1/12	TAMPA BAY	15	34	2.3	10	0	2	27	13.5	23t	1
1/19	at Chicago	18	66	3.7	13	0	7	54	7.7	14	1
1/27	at St. Louis	11	39	3.5	20	1	8	58	7.3	10	0
POSTSEASON TOTALS		44	139	3.2	20	1	17	139	8.2	23t	2

2000											
Date	Opponent	Rush	Yds.	Avg.	Lg.	TD	Rec.	Yds.	Avg.	Lg.	TD
9/9	ST. LOUIS	9	9	1.0	7	0	11	81	7.4	15	0
9/23	at Seattle	3	12	4.0	10	0	1	2	2.0	2	0
9/3	at Dallas	26	201	7.7	60	1	4	61	15.3	26	0
9/10	N.Y. GIANTS	7	11	1.6	4	0	7	58	8.3	14	0
9/17	at Green Bay	17	60	3.5	16	0	8	62	7.8	20	0
9/24	at New Orleans	18	44	2.4	12	0	3	16	5.3	9	0
10/1	ATLANTA	11	28	2.5	6	0	3	4	1.3	5	0
10/8	WASHINGTON	INACTIVE/FOOT									
PLACED ON RESERVED/INJURED							(10/10)				
SEASON TOTALS		79	344	4.4	60	1	25	201	8.0	26	0

1999											
Date	Opponent	Rush	Yds.	Avg.	Lg.	TD	Rec.	Yds.	Avg.	Lg.	TD
9/12	ARIZONA	21	111	5.3	24t	1	3	19	6.3	8	1
9/19	TAMPA BAY	13	42	3.2	12	0	2	22	11.0	13	0
9/26	at Buffalo	10	6	0.6	3	0	4	19	4.8	7	0
10/3	at N.Y. Giants	21	62	3.0	9	0	0	0	0.0	0	0
10/10	DALLAS	22	110	5.0	19	0	4	19	4.8	9	0
10/17	at Chicago	23	101	4.4	26	0	4	37	9.3	16	0
10/24	at Miami	19	73	3.8	9	0	2	1	0.5	6	0
10/31	N.Y. GIANTS	26	97	3.7	21t	1	3	32	10.7	16	0
11/7	at Carolina	17	140	8.2	29	1	2	11	5.5	13	0
11/14	WASHINGTON	28	122	4.4	20t	1	1	11	11.0	11	0
11/21	INDIANAPOLIS	16	78	4.9	14	0	2	17	8.5	10	0
11/28	at Washington	19	44	2.3	9	0	4	39	9.8	16	0
12/ 5	at Arizona	25	72	2.9	11	0	5	42	8.4	19	0
12/12	at Dallas	18	78	4.3	15	0	3	11	3.7	6	0
12/19	NEW ENGLAND	29	93	3.2	15	0	0	0	0.0	0	0
1/2	ST. LOUIS	18	44	2.4	11	0	2	14	7.0	11	1
SEASON TOTALS		325	1273	3.9	29	4	41	294	7.2	19	2

STALEY'S GAME-BY-GAME STATISTICS (cont.)

		RUSHING					RECEIVING				
1998											
Date	Opponent	Rush	Yds.	Avg.	Lg.	TD	Rec.	Yds.	Avg.	Lg.	TD
9/6	SEATTLE	20	95	4.8	26	0	1	6	6.0	6	0
9/13	at Atlanta	18	43	2.4	6	1	9	73	8.1	33	0
9/20	at Arizona	17	67	3.9	18	0	5	24	4.8	12	0
9/27	KANSAS CITY	16	73	4.6	14	2	2	23	11.5	17t	1
10/4	at Denver	6	-4	-0.7	2	0	2	6	3.0	5	0
10/11	WASHINGTON	12	47	3.9	9	0	1	4	4.0	4	0
10/18	at San Diego	14	41	2.9	12	0	3	35	11.7	20	0
11/2	DALLAS	5	56	11.2	46	0	2	26	13.0	22	0
11/8	DETROIT	17	89	5.2	14	0	7	32	4.6	14	0
11/15	at Washington	12	42	3.5	19	0	1	4	4.0	4	0
11/22	at N.Y. Giants	14	52	3.7	9	0	4	49	12.3	16	0
11/29	at Green Bay	15	60	4.0	15	0	5	61	12.2	29	0
12/3	ST. LOUIS	28	99	3.5	24	0	5	23	4.6	14	0
12/13	ARIZONA	30	141	4.7	30t	1	2	10	5.0	5	0
12/20	at Dallas	18	67	3.7	15	0	7	53	7.6	23	0
12/27	N.Y. GIANTS	16	97	6.1	64t	1	1	3	3.0	3	0
SEASON TOTALS		258	1065	4.1	64t	5	57	432	7.6	33	1

1997											
<u>Date</u>	<u>Opponent</u>	<u>Rush</u>	<u>Yds.</u>	<u>Avg.</u>	<u>Lg.</u>	<u>TD</u>	<u>Rec.</u>	<u>Yds.</u>	<u>Avg.</u>	<u>Lg.</u>	<u>TD</u>
8/31	at N.Y.Giants	0	0	0.0	0	0	0	0	0.0	0	0
9/7	GREEN BAY	0	0	0.0	0	0	0	0	0.0	0	0
9/15	at Dallas	0	0	0.0	0	0	0	0	0.0	0	0
9/28	at Minnesota	0	0	0.0	0	0	0	0	0.0	0	0
10/5	WASHINGTON	0	0	0.0	0	0	0	0	0.0	0	0
10/12	at Jacksonville	1	-1	-1.0	-1	0	0	0	0.0	0	0
10/19	ARIZONA	0	0	0.0	0	0	0	0	0.0	0	0
10/26	DALLAS	0	0	0.0	0	0	0	0	0.0	0	0
11/2	at Arizona	0	0	0.0	0	0	0	0	0.0	0	0
11/10	SAN FRANCISCO	0	0	0.0	0	0	0	0	0.0	0	0
11/16	at Baltimore	0	0	0.0	0	0	0	0	0.0	0	0
11/23	PITTSBURGH	0	0	0.0	0	0	0	0	0.0	0	0
11/30	CINCINNATI	0	0	0.0	0	0	0	0	0.0	0	0
12/7	N.Y. GIANTS	0	0	0.0	0	0	0	0	0.0	0	0
12/14	at Atlanta	0	0	0.0	0	0	0	0	0.0	0	0
12/21	at Washington	6	30	5.0	12	0	2	22	11.0	22	0
SEASON TOTALS		7	29	4.1	12	0	2	22	11.0	22	0



STALEY'S CAREER STATISTICS

Regular Season

RUSHING						RECEIVING					
	No.	Yds.	Avg.	LG	TD		No.	Yds.	Avg.	LG	TD
1997 Philadelphia (NFC)	7	29	4.1	12	0	1997 Philadelphia (NFC)	2	22	11.0	22	0
1998 Philadelphia (NFC)	258	1065	4.1	64	5	1998 Philadelphia (NFC)	57	432	7.6	33	1
1999 Philadelphia (NFC)	325	1273	3.9	29	4	1999 Philadelphia (NFC)	41	294	7.2	19	2
2000 Philadelphia (NFC)	79	344	4.4	60	1	2000 Philadelphia (NFC)	25	201	8.0	26	0
2001 Philadelphia (NFC)	166	604	3.6	44	2	2001 Philadelphia (NFC)	63	626	9.9	46	2
2002 Philadelphia (NFC)	269	1029	3.8	57	5	2002 Philadelphia (NFC)	51	541	10.6	45	3
2003 Philadelphia (NFC)	96	463	4.8	22	5	2003 Philadelphia (NFC)	36	382	10.6	52	2
NFL Totals (7 years)	1,200	4,807	4.0	64	22	NFL Totals (7 years)	275	2,498	9.1	52	10

Postseason

RUSHING						RECEIVING					
	No.	Yds.	Avg.	LG	TD		No.	Yds.	Avg.	LG	TD
2000 Philadelphia (NFC)		RI/Foot				2000 Philadelphia (NFC)		RI/Foot			
2001 Philadelphia (NFC)	44	139	3.2	20	1	2001 Philadelphia (NFC)	17	139	3.2	20	2
2002 Philadelphia (NFC)	31	121	3.9	20	1	2002 Philadelphia (NFC)	11	65	5.9	19	0
2003 Philadelphia (NFC)	18	124	6.8	22	0	2003 Philadelphia (NFC)	7	59	8.4	23	1
NFL Totals (4 years)	93	384	4.1	22	2	NFL Totals (4 years)	35	263	7.5	23	3

*Team Leader

33 RUSSELL STUVAINTS

SAFETY



(pronounced STU vants)

HEIGHT-6-0

WEIGHT-202

COLLEGE-Youngstown State

BIRTHDATE-August 28, 1980

BIRTHPLACE-Pittsburgh, Pa.

HOW ACQUIRED-FA-'03

NFL EXPERIENCE-2nd Year

CAREER EXPERIENCE-'03 (4-0/0-0)

PRO: Earned a spot on the Steelers' original 2003 practice squad after signing with his hometown team as a rookie free agent...was off and on the team's practice squad throughout the season. **2003:** Was promoted to the active roster Dec. 2 when cornerback Chad Scott was placed on the reserved/injured list due to season-ending hand surgery...played in the final four games, mostly on special teams...finished with three special-teams tackles (two solos)...was credited with one solo special-teams tackle at Baltimore (12/28)...also threw a key block on Chris Hope's 81-yard reception on a fake punt.

COLLEGE: Played linebacker in college...played in 38 games and finished career



with 194 tackles (128 solo)...registered 26 career tackles for losses, nine sacks, forced eight fumbles and broke up seven passes...led team with 62 solo tackles as a senior in 2002...forced team-high four fumbles...returned kicks...was named second-team all-conference and honorable-mention All-America by the *Football Gazette*...tied for the team lead with 69 total tackles and had a team-best 48 solo stops in 2001...started three of the final four contests in 2000...finished the year with 25 tackles (14 solo)...played in four games and recorded nine tackles as a freshman in 1999...redshirted in 1998...graduated with a degree in communications.

PERSONAL: Was a three-year letter winner at McKeesport (Pa.) High School...played running back and free safety...set a school-record for rushing in a 10-game season with 1,214 yards...played in the Foothills Football Classic...was a first-team All-District running back...was a first-team All-Conference pick as a free safety...earned two letters in basketball...is the son of Russell Stuvaints and Ramona Wilkes...has two brothers (Rickey and Sano) and one sister (Felicia)...Full name: Russell Stuvaints Jr.


STUVAINTS' CAREER STATISTICS

Regular Season

<u>TACKLES</u>	<u>Solo</u>	<u>AT</u>	<u>Tot.</u>	<u>Sp.T.</u>	<u>Sacks</u>	<u>FF</u>	<u>FR</u>	<u>INTERCEPTIONS</u>	<u>No.</u>	<u>Yds.</u>	<u>Avg.</u>	<u>LG</u>	<u>TD</u>
2003 Pittsburgh (AFC)	0	0	0	3	0.0	0	0	2003 Pittsburgh (AFC)	0	0	0.0	0	0
NFL Totals (1 year)	0	0	0	3	0.0	0	0	NFL Totals (1 year)	0	0	0.0	0	0

24 IKE TAYLOR

CORNERBACK



HEIGHT—6-1
WEIGHT—191
COLLEGE—Louisiana-Lafayette
BIRTHDATE—May 5, 1980
BIRTHPLACE—New Orleans, Louisiana
HOW ACQUIRED—D4-'03 (#28, 125)
NFL EXPERIENCE—2nd Year
GAMES PLAYED-STARTED/POSTSEASON—'03 (16-1/0-0)
CAREER TOTALS: 16-1 (0-0)

PRO: Is a talented, athletic cornerback...impressed the coaches with his speed and size...contributed on special teams and as a kick returner and eventually worked his way into the secondary rotation in 2003. **2003:** Led the team with 831 yards on 37 kickoff returns for a 22.5-yard average...also finished with 18 solo tackles and 18 special-teams tackles (11 solos)...played 12 defensive snaps in his pro debut versus Baltimore (9/7) and was credited with one pass defense...also had one special-teams tackle...returned two kickoffs for 29 yards, a 14.5-yard average...had a solid day on special teams at Kansas City (9/14)...led the team in the special-teams tackles (two solos)...returned two kickoffs for 43 yards, a 21.5-yard average...nearly broke the opening kickoff for a TD at Cincinnati (9/21), returning it 40 yards...returned two kickoffs for a 14-yard average (28 yards) versus Tennessee (9/28)...led the team with three special-teams tackles (two solos)...nearly broke a couple kickoff returns for touchdowns versus Cleveland (10/5)—one for a career-long 53 yards and another for 38 yards...averaged 31 yards on four returns...also downed a Josh Miller punt at the one-yard line...had another solid day as a kick returner versus St. Louis (10/26)...averaged 24.2 yards on six returns (145 yards total)...played one defensive snaps...was credited with two special-teams tackles (one solo)...accumulated his most playing time from scrimmage of the season versus Arizona (11/9)...returned three kickoffs for 56 yards, an 18.7-yard average, including a long of 20 yards...finished with one solo tackle...also was credited with a solo special-teams tackle...played 44 defensive snaps...made his first career start at Cleveland (11/23) as the Steelers' lined up in their dime defense...returned one kickoff for 23 yards...accumulated his most playing time from scrimmage...finished with three total tackles...also was credited with one pass defended and two special-teams tackles (one solo)...logged 54 defensive plays.

COLLEGE: Made the transition from offense to the defensive backfield as a senior...only played two seasons of collegiate football but managed to record 49 tackles (37 solos) with eight pass deflections and two forced fumbles on defense...added 323 yards and three touchdowns on 70 carries (4.6 avg) and 125 yards on 18 receptions (6.9 avg) on offense and gained 490 yards on 27 kickoff returns (18.1 avg)...was a Super Sleeper Team and All-Sunbelt Conference second-



team selection by *The NFL Draft Report* as a senior in 2002...moved into the starting lineup at right cornerback...recorded 46 tackles (34 solos) with eight pass deflections and two forced fumbles...did not allow an opponent to catch a pass in four games...returned nine kickoffs for 210 yards (23.3 avg)...played in every game on special teams and saw action as a tailback in nine contests in 2001...had 70 carries for 323 yards (4.6 avg) and three touchdowns...caught 18 passes for 125 yards (6.9 avg) and returned 18 kickoffs for 280 yards (15.6 avg)...recorded three solo tackles...did not play football in 1999 or 2000...joined the team as a walk-on, earning a scholarship prior to the 2001 season...majored in general studies.

PERSONAL: Attended Abramson (La.) High...was an All-District 9-5A first-team selection as a junior and senior...played running back, defensive end, cornerback and placekicker during his three-year career...led the team to the state playoffs in each of his three seasons with the varsity...lettered three times as a guard and small forward on the basketball team...earned All-District 9-5A basketball honors as a senior, as the team compiled a 25-6 record in 1998...lives in Harvey, Louisiana...Full name: Ike Taylor.

TAYLOR'S CAREER STATISTICS

Regular Season

TACKLES	Solo	AT	Tot.	Sp.T.	Sacks	FF	FR	INTERCEPTIONS	No.	Yds.	Avg.	LG	TD
2003 Pittsburgh (AFC)	18	0	18	18	0.0	0	0	2003 Pittsburgh (AFC)	0	0	0.0	0	0
NFL Totals (1 year)	18	0	18	18	0.0	0	0	NFL Totals (1 year)	0	0	0.0	0	0

KICKOFF RETURN	No.	Yds.	Avg.	LG	TD
2003 Pittsburgh (AFC)	37	831	22.5	53	0
NFL Totals (1 year)	37	831	22.5	53	0

TAYLOR'S GAME-BY-GAME STATISTICS

2003

Date	Opponent	I	AT	TOT	Sack/					FF	FR
					YDS	INT	PD	FF	FR		
9/7	BALTIMORE	0	0	0	0.0/0	0/0	1	0	0	0	0
9/14	at Kansas City	0	0	0	0.0/0	0/0	0	0	0	0	0
9/21	at Cincinnati	0	0	0	0.0/0	0/0	0	0	0	0	0
9/28	TENNESSEE	0	0	0	0.0/0	0/0	0	0	0	0	0
10/5	CLEVELAND	0	0	0	0.0/0	0/0	0	0	0	0	0
10/12	at Denver	0	0	0	0.0/0	0/0	0	0	0	0	0
10/26	ST. LOUIS	0	0	0	0.0/0	0/0	0	0	0	0	0
11/2	at Seattle	0	0	0	0.0/0	0/0	0	0	0	0	0
11/9	ARIZONA	1	0	1	0.0/0	0/0	0	0	0	0	0
11/17	at San Francisco	2	0	2	0.0/0	0/0	0	0	0	0	0
11/23	at Cleveland	3	0	3	0.0/0	0/0	1	0	0	0	0
11/30	CINCINNATI	2	0	2	0.0/0	0/0	0	0	0	0	0
12/7	OAKLAND	4	0	4	0.0/0	0/0	0	0	0	0	0
12/14	at N.Y. Jets	2	0	2	0.0/0	0/0	0	0	0	0	0
12/21	SAN DIEGO	3	0	3	0.0/0	0/0	1	0	0	0	0
12/28	at Baltimore	1	0	1	0.0/0	0/0	0	0	0	0	0
SEASON TOTALS		18	0	18	0.0/0	0/0	3	0	0	0	0




KICKOFF RETURNS

PUNT RETURNS

Date	Opponent	No.	Yds.	Avg.	LG	TD	No.	FC	Yds.	Avg.	LG	TD
9/7	BALTIMORE	2	29	14.5	16	0	0	0	0	0.0	—	0
9/14	at Kansas City	2	43	21.5	27	0	0	0	0	0.0	—	0
9/21	at Cincinnati	1	40	40.0	40	0	0	0	0	0.0	—	0
9/28	TENNESSEE	2	28	14.0	17	0	0	0	0	0.0	—	0
10/5	CLEVELAND	4	124	31.0	53	0	0	0	0	0.0	—	0
10/12	at Denver	0	0	0.0	—	0	0	0	0	0.0	—	0
10/26	ST. LOUIS	6	145	24.2	42	0	0	0	0	0.0	—	0
11/2	at Seattle	4	77	19.3	22	0	0	0	0	0.0	—	0
11/9	ARIZONA	3	56	18.7	20	0	0	0	0	0.0	—	0
11/17	at San Francisco	3	71	23.7	36	0	0	0	0	0.0	—	0
11/23	at Cleveland	1	23	23.0	23	0	0	0	0	0.0	—	0
11/30	CINCINNATI	4	93	23.3	28	0	0	0	0	0.0	—	0
12/7	OAKLAND	1	23	23.0	23	0	0	0	0	0.0	—	0
12/14	at N.Y. Jets	2	34	17.0	19	0	0	0	0	0.0	—	0
12/21	SAN DIEGO	0	0	0.0	—	0	0	0	0	0.0	—	0
12/28	at Baltimore	2	45	22.5	23	0	0	0	0	0.0	—	0
SEASON TOTALS		37	831	22.5	53	0	0	0	0	0.0	—	0

26 DESHEA TOWNSEND

CORNERBACK



HEIGHT—5-10

WEIGHT—190

COLLEGE—Alabama

BIRTHDATE—September 8, 1975

BIRTHPLACE—Batesville, Miss.

HOW ACQUIRED—D4a-'98

NFL EXPERIENCE—7th Year

GAMES PLAYED-STARTED/POSTSEASON—'98 (12-0/0-0), '99 (16-4/0-0), '00 (16-0/0-0), '01 (16-1/2-0), '02 (16-3/2-1), '03 (16-8/0-0)

CAREER TOTALS: 92-16 (4-1)

PRO: Has developed into a quality starter and one of the team's best cover corners...ended 2003 as a starter and will enter 2004 as an incumbent starter for the first time in his career...has improved his strength since being drafted in 1998...signed a four-year contract April 3, 2002 as an unrestricted free agent to remain a Steeler. **2003:** Ended the season as the team's starting right corner and performed superbly...moved to left corner when Chad Scott was placed on reserved/injured...started the final eight games (four at each corner)...finished the season with 42 total tackles (36 solos) and a team-high 12 passes defended...established a new career mark with three interceptions all in the last two games...also was credited with a sack, one forced fumble, a fumble

CAREER HIGHLIGHTS

- ◆ 2003 Set Career High Interceptions (3)
- ◆ 2003 Led Team In Passes Defensed (12)



recovery and five special-teams tackles (two solos)...earned his first start of the season versus Arizona (11/9)—the ninth of his career...had a terrific day, including the first sack of the season to give him $7\frac{1}{2}$ for his career...also registered his first forced fumble on the sack that was recovered by Kimo von Oelhoffen and led to a Steelers' TD...finished with five total tackles—all solos...also was credited with a quarterback hurry/pressure and one pass defended...led the team with three passes defended at N.Y. Jets (12/14)...was credited with four total tackles (all solos)...played all 62 defensive snaps...produced the best day of his pro career versus San Diego (12/21), accounting for three turnovers—two interceptions and a fumble recovery...returned his second interception of the game 25 yards for his first career TD...led the team with nine total tackles (eight solos)...played all 66 defensive snaps...collected his third interception in two games in season-finale at Baltimore (12/28)...finished with two solo tackles and a pass defense...played all 63 defensive snaps. **2002:** Had another solid season for the Steelers...finished with 30 total tackles (26 solos)...also had three interceptions...collected the first postseason interception of his career...also registered 15 special-teams tackles (11 solos) and had eight passes defended...had one tackle in season-opener at New England (9/9)...played 46 defensive snaps versus Oakland (9/15)...finished with three solo tackles and one pass defense...also was credited with one special-teams tackle...played 31 defensive snaps versus Cleveland (9/29)...finished with two solo tackles...also had one pass defense...logged 19 defensive plays at New Orleans (10/6)...finished with one solo tackle...also was credited with one pass defense...collected his first interception of the season at Cincinnati (10/13)...played 44 defensive snaps...finished with one total tackle and two solo special-teams tackles...finished with five solo tackles versus Indianapolis (10/21)...also was credited with a quarterback hit/pressure and one special-teams assist...collected his second interception of the season at Baltimore (10/27)...finished with one tackle...also was credited with two quarterback hits/pressures and two passes defended...finished with two solo tackles at Cleveland (11/3)...also was credited with a quarterback hit/pressure and one solo special-teams tackle...registered three total tackles (one solo) versus Atlanta (11/10)...nailed Michael Vick for a 14-yard loss that was originally considered a sack...logged 39 defensive plays...finished with one tackle at Tennessee (11/17)...also was credited with two quarterback hits/pressures...recorded two tackles versus Cincinnati (11/24)...played 36 defensive snaps...had one quarterback hit/pressure at Jacksonville (12/1)...made a big play on Jacksonville's final drive but it was nullified by penalty...played 26 defensive snaps...had increased playing time due to the injury to Chad Scott at Tampa Bay (12/23)...finished with three solo tackles...also was credited with one pass defended...earned his first start of the season versus Baltimore (12/29) and responded admirably...recorded a big interception in end zone during the first quarter to thwart a potential Baltimore scoring drive...finished with four total tackles (three solos) and one pass defended...earned his first start in the postseason for the injured Chad Scott in the Wild Card game versus Cleveland (1/5)...finished with seven total tackles (six solos)...also was credited with two passes defended...collected his first career postseason interception in Divisional Playoff game at Tennessee (1/11)...finished with three solo tackles. **2001:** Had one of the best games of his pro career in the last game of the 2001 season when he collected the first two interceptions of his career...finished with 22 total tackles (20 solos)...also recorded two sacks and nine passes defended...started the fifth game



of his NFL career for the injured Chad Scott in season-opener at Jacksonville (9/9)...logged 53 defensive plays...finished with three solo tackles, one pass defended, and a quarterback hurry/pressure...logged 21 defensive plays at Kansas City (10/14)...had one tackle...registered his first sack of the season at Tampa Bay (10/21)...logged 35 defensive plays...finished with one solo tackle...logged 21 plays versus Tennessee (10/29)...finished with one solo tackle...also was credited with one pass defended...played eight defensive snaps versus Baltimore (11/4)...was credited with two tackles, including his second sack of the season...also forced a fumble on the sack but was recovered by Baltimore...logged 19 defensive plays at Cleveland (11/11)...finished with one tackle...also was credited with one quarterback hurry/pressure and one pass defended...played 24 defensive snaps versus Jacksonville (11/18)...was credited with one tackle, one quarterback hurry/pressure and two passes defended...nearly had the first interception of his career at Tennessee (11/25), but it was overturned on a replay...collected the first two interceptions of his career versus Cleveland (1/6/02)...also registered four total tackles (three solos)...finished with one solo tackle in AFC Playoff game versus Baltimore (1/20)...recorded one solo tackle in AFC Championship game versus New England (1/27)...also was credited with one special-teams tackle. **2000:** Finished the season with 20 total tackles, including 18 solo stops...also recorded a career-high $3\frac{1}{2}$ sacks...was credited with nine pass defenses and had 14 special-teams tackles...had an excellent preseason and finished with two interceptions, including a 17-yard return for a TD...logged 10 defensive plays versus Baltimore (9/3)...was credited with a special-teams assist...logged a season-high 51 defensive snaps at Jacksonville (10/1)...finished with three total tackles...also was credited with his first career sack...logged 25 defensive snaps at N.Y. Jets (10/8)...was credited with four total tackles and two pass defenses...had a particularly strong game on special teams versus Cincinnati (10/15)...led the team with three special-teams tackles (two solos)...also logged 22 defensive plays...registered one tackle and one pass defense...logged 17 plays at Cincinnati (11/26)...was credited with a sack for seven yards...played 24 defensive snaps vs. Oakland (12/3)...finished with one tackle...also was credited with one quarterback hurry/pressure, one pass defense and two special-teams tackles...played 18 defensive snaps versus Washington (12/16)...finished with one tackle...logged 20 defensive plays at San Diego (12/24)...recorded $1\frac{1}{2}$ sacks. **1999:** Started four games for the Steelers in place of the injured Chad Scott...performed admirably in Scott's absence...finished the season with 31 total tackles, including 23 solo stops...also had eight pass defenses and a forced fumble...was a solid special-teams player, contributing nine special-teams tackles...was a key component in the nickel and dime defenses...played mostly in passing situations and special teams in the season-opener at Cleveland (9/12)...was credited with one pass defense...played in the Steelers nickel and dime defenses at Baltimore (9/19)...tipped a pass that was intercepted by Dewayne Washington on the Ravens' initial drive of the game...finished with one total tackle, a pass defense and one special-teams tackle...played on 18 snaps versus Seattle (9/26)...was credited with one solo tackle...was forced into active duty when Chad Scott suffered his right knee injury versus Cleveland (11/14)...suffered a concussion a few plays after Scott's injury that forced him from the game...finished with two solo stops...made his first career start at left corner for the injured Chad Scott at Tennessee (11/21)...played on every defensive snap but one...finished with four total tackles (three solos) and one



pass defense...started his second straight game for Chad Scott versus Cincinnati (11/28)...finished with a career-high six total tackles, including three solo stops...finished with a career-high seven total tackles, including five solo stops, at Jacksonville (12/2)...also downed a punt at the Jacksonville one-yard line...started his fourth straight game but was replaced by Chad Scott after Townsend suffered a mild ankle sprain versus Baltimore (12/12). **1998:** Looked good early in his rookie debut in the season-opener at Baltimore (9/6), but a sprained knee ligament forced him out of action for the game...did not record any tackles...was a Friday deactivation for the Chicago game (9/13) because of his knee injury...was deactivated for four consecutive games because of his knee injury...returned to active duty against Baltimore (10/18) for the first time since the season-opener versus the Ravens...played 21 snaps, registering one tackle and a pass defense...nearly intercepted an Eric Zeier pass on the Ravens' final series of the game...nearly had his second interception in as many weeks at Kansas City (10/26)...registered one solo tackle versus Tennessee (11/1) while seeing his most action of the season due to an ankle injury to Carnell Lake (33 plays)...played solidly in some key situations against Green Bay (11/9) to help contain Green Bay's explosive passing attack...was credited with one pass defense...also had one tackle...registered one assist in his limited playing time at Tennessee (11/15)...was credited with one solo tackle and one special-teams stop versus Jacksonville (11/22)...took 11 defensive snaps against New England (12/6)...did not record any tackles...had two solo tackles against Cincinnati (12/20)...played on 19 defensive downs...registered one solo tackle and a special-teams tackle in the season-finale at Jacksonville (12/28).

COLLEGE: Started since his freshman year in college...recorded 34 tackles and one sack during his senior season...returned one punt for five yards as a senior...concentrated his efforts on defense while regularly facing opposing team's top receiver...recorded 39 tackles, one sack, two interceptions and 14 pass break-ups as a junior in 1996...named first-team All-SEC by AP and *The Birmingham News*...was voted second-team All-SEC in coaches poll...blocked a field goal against Bowling Green...had five pass break-ups versus Auburn, one shy of the Alabama single-game record...returned six punts for 25 yards...recorded 25 tackles and four interceptions as a sophomore in 1995...returned 13 punts for 75 yards...was a second-team All-SEC selection by AP...returned a blocked field goal 90 yards for a touchdown vs. Georgia...recorded a pair of interceptions to preserve a 14-9 victory against Mississippi State...started every game during his freshman year...had 31 solo tackles (39 total), one sack and one interception...returned 12 punts for 151 yards...registered nine tackles and two pass break-ups versus Auburn...recorded 42-yard interception return against Florida in the SEC Championship Game...majored in business management.

PERSONAL: Played both offense and defense in high school...accounted for 1,800 yards of offense and 18 touchdowns as a senior quarterback while leading South Panola High School to the 5A state championship in 1992...was high school teammate of Oakland Raiders linebacker and former Alabama defender Dwayne Rudd...is the son of Willie and Lena Townsend...Full name: Trevor Deshea Townsend.



TOWNSEND'S GAME-BY-GAME STATISTICS

2003

Date	Opponent	I	AT	TOT	Sack/				
					YDS	INT	PD	FF	FR
9/7	BALTIMORE	1	0	1	0.0/0	0/0	1	0	0
9/14	at Kansas City	0	0	0	0.0/0	0/0	0	0	0
9/21	at Cincinnati	2	0	2	0.0/0	0/0	0	0	0
9/28	TENNESSEE	0	2	2	0.0/0	0/0	0	0	0
10/5	CLEVELAND	2	0	2	0.0/0	0/0	0	0	0
10/12	at Denver	0	0	0	0.0/0	0/0	0	0	0
10/26	ST. LOUIS	2	0	0	0.0/0	0/0	0	0	0
11/2	at Seattle	1	0	1	0.0/0	0/0	0	0	0
11/9	ARIZONA	5	0	5	1.0/8	0/0	1	1	0
11/17	at San Francisco	3	0	3	0.0/0	0/0	0	0	0
11/23	at Cleveland	2	0	2	0.0/0	0/0	4	0	0
11/30	CINCINNATI	3	0	3	0.0/0	0/0	0	0	0
12/7	OAKLAND	1	3	4	0.0/0	0/0	1	0	0
12/14	at N.Y. Jets	4	0	4	0.0/0	0/0	3	0	0
12/21	SAN DIEGO	8	1	9	0.0/0	2/24	0	0	1
12/28	at Baltimore	2	0	2	0.0/0	1/0	1	0	0
SEASON TOTALS		36	6	42	1.0/8	3/24	12	1	1

2002

Date	Opponent	I	AT	TOT	Sack/				
					YDS	INT	PD	FF	FR
9/9	at Jacksonville	3	0	3	0.0/0	0/0	1	0	0
9/9	at New England	1	0	1	0.0/0	0/0	0	0	0
9/15	OAKLAND	3	0	3	0.0/0	0/0	1	0	0
9/29	CLEVELAND	2	0	2	0.0/0	0/0	1	0	0
10/6	at New Orleans	1	0	1	0.0/0	0/0	1	0	0
10/13	at Cincinnati	1	0	1	0.0/0	1/0	1	0	0
10/21	INDIANAPOLIS	5	0	5	0.0/0	0/0	0	0	0
10/27	at Baltimore	1	0	1	0.0/0	1/0	2	0	0
11/3	at Cleveland	2	0	2	0.0/0	0/0	0	0	0
11/10	ATLANTA	1	2	3	0.0/14	0/0	0	0	0
11/17	at Tennessee	0	1	1	0.0/0	0/0	0	0	0
11/24	CINCINNATI	2	0	2	0.0/0	0/0	0	0	0
12/1	at Jacksonville	0	0	0	0.0/0	0/0	0	0	0
12/8	HOUSTON	0	0	0	0.0/0	0/0	0	0	0
12/15	CAROLINA	1	1	2	0.0/0	0/0	0	0	0
12/23	at Tampa Bay	3	0	3	0.0/0	0/0	1	0	0
12/29	BALTIMORE	3	0	3	0.0/0	1/0	1	0	0
SEASON TOTALS		26	4	30	0.0/0	3/0	9	0	0

POSTSEASON

1/5	CLEVELAND	6	1	7	0.0/0	0/0	2	0	0
1/11	at Tennessee	3	0	3	0.0/0	1/0	1	0	0
POSTSEASON TOTALS		9	1	10	0.0/0	1/0	3	0	0

2001

Date	Opponent	I	AT	TOT	Sack/				
					YDS	INT	PD	FF	FR
9/9	at Jacksonville	3	0	3	0.0/0	0/0	1	0	0
9/30	at Buffalo	0	0	0	0.0/0	0/0	0	0	0
10/7	CINCINNATI	0	0	0	0.0/0	0/0	2	0	0
10/14	at Kansas City	1	0	1	0.0/0	0/0	0	0	0



TOWNSEND'S GAME-BY-GAME STATISTICS (cont.)

Date	Opponent	I	AT	TOT	Sack/				
					YDS	INT	PD	FF	FR
10/21	at Tampa Bay	1	0	1	1.0/9	0/0	0	0	0
10/29	TENNESSEE	1	0	1	0.0/0	0/0	1	0	0
11/4	BALTIMORE	1	1	2	1.0/4	0/0	0	1	0
11/11	at Cleveland	1	0	1	0.0/0	0/0	1	0	0
11/18	JACKSONVILLE	1	0	1	0.0/0	0/0	1	0	0
11/25	at Tennessee	1	0	1	0.0/0	0/0	1	0	0
12/2	MINNESOTA	3	0	3	0.0/0	0/0	0	0	0
12/9	N.Y. JETS	2	0	2	0.0/0	0/0	0	0	0
12/16	at Baltimore	1	0	1	0.0/0	0/0	1	0	0
12/23	DETROIT	0	0	0	0.0/0	0/0	0	0	0
12/30	at Cincinnati	0	0	0	0.0/0	0/0	0	0	0
1/6/02	CLEVELAND	4	0	4	0.0/0	2/7	0	0	0
SEASON TOTALS		20	1	21	2.0/13	2/7	8	1	0

POSTSEASON

1/20	BALTIMORE	1	0	1	0.0/0	0/0	0	0	0
1/27	NEW ENGLAND	1	0	1	0.0/0	0/0	0	0	0
POSTSEASON TOTALS		2	0	2	0.0/0	0/0	0	0	0

2000

Date	Opponent	I	AT	TOT	Sack/				
					YDS	INT	PD	FF	FR
9/3	BALTIMORE	0	0	0	0.0/0	0	0	0	0
9/17	at Cleveland	2	0	2	0.0/0	0	0	0	0
9/24	TENNESSEE	1	0	1	0.0/0	0	0	0	0
10/1	at Jacksonville	3	0	3	1.0/6	0	2	0	0
10/8	at N.Y. Jets	4	0	4	0.0/0	0	2	0	0
10/15	CINCINNATI	0	1	1	0.0/0	0	1	0	0
10/22	CLEVELAND	1	0	1	0.0/0	0	1	0	0
10/29	at Baltimore	1	0	1	0.0/0	0	0	0	0
11/5	at Tennessee	0	0	0	0.0/0	0	2	0	0
11/12	PHILADELPHIA	3	0	3	0.0/0	0	0	0	0
11/19	JACKSONVILLE	0	1	1	0.0/0	0	0	0	0
11/26	at Cincinnati	1	0	1	1.0/7	0	0	0	0
12/3	OAKLAND	1	0	1	0.0/0	0	1	0	0
12/10	at N.Y. Giants	0	0	0	0.0/0	0	0	0	0
12/16	WASHINGTON	1	0	1	0.0/0	0	0	0	0
12/24	at San Diego	0	0	0	1.5/9.5	0	0	0	0
SEASON TOTALS		18	2	20	3.5/22.5	0	9	0	0

1999

Date	Opponent	I	AT	TOT	Sack/				
					YDS	INT	PD	FF	FR
9/12	at Cleveland	0	0	0	0/0	0/0	0	0	0
9/19	at Baltimore	1	0	1	0/0	0/0	1	0	0
9/26	SEATTLE	1	0	1	0/0	0/0	0	0	0
10/3	JACKSONVILLE	0	0	0	0/0	0/0	0	0	0
10/10	at Buffalo	1	0	1	0/0	0/0	0	0	0



Sack/

Date	Opponent	T	AT	TOT	YDS	INT	PD	FF	FR
10/17	at Cincinnati	1	1	2	0/0	0/0	2	1	0
10/25	ATLANTA	3	0	3	0/0	0/0	0	0	0
11/7	at San Francisco	0	0	0	0/0	0/0	0	0	0
11/14	CLEVELAND	0	0	0	0/0	0/0	0	0	0
11/21	at Tennessee	3	1	4	0/0	0/0	1	0	0
11/28	CINCINNATI	3	3	6	0/0	0/0	0	0	0
12/2	at Jacksonville	5	2	7	0/0	0/0	0	0	0
12/12	BALTIMORE	0	0	0	0/0	0/0	2	0	0
12/18	at Kansas City	1	0	1	0/0	0/0	0	0	0
12/26	CAROLINA	2	0	2	0/0	0/0	2	0	0
1/2	TENNESSEE	2	1	3	0/0	0/0	0	0	0
SEASON TOTALS		23	8	31	0/0	0/0	8	1	0

TOWNSEND'S CAREER STATISTICS

Regular Season

TACKLES	Solo	AT	Total	Sp.T.	Sacks	FF	FR	INTERCEPTIONS	No.	Yds.	Avg.	LG	TD
1998 Pittsburgh (AFC)	9	0	9	3	0.0	0	0	1998 Pittsburgh (AFC)	0	0	0.0	—	0
1999 Pittsburgh (AFC)	23	8	31	9	0.0	0	0	1999 Pittsburgh (AFC)	0	0	0.0	—	0
2000 Pittsburgh (AFC)	18	2	20	14	3.5	0	0	2000 Pittsburgh (AFC)	0	0	0.0	—	0
2001 Pittsburgh (AFC)	20	1	21	2	2.0	0	0	2001 Pittsburgh (AFC)	2	7	3.5	7	0
2002 Pittsburgh (AFC)	26	4	30	15	1.0	0	0	2002 Pittsburgh (AFC)	3	0	0.0	0	0
2003 Pittsburgh (AFC)	36	6	42	3	1.0	1	1	2003 Pittsburgh (AFC)	3	24	8.0	25t	1
NFL Totals (6 years)	132	21	153	36	7.5	1	1	NFL Totals (6 years)	8	31	3.9	25t	1


Postseason

TACKLES	Solo	AT	Total	Sp.T.	Sacks	FF	FR	INTERCEPTIONS	No.	Yds.	Avg.	LG	TD
2001 Pittsburgh (AFC)	2	0	2	0	0.0	0	0	2001 Pittsburgh (AFC)	0	0	0.0	—	0
2002 Pittsburgh (AFC)	9	1	10	0	0.0	0	0	2002 Pittsburgh (AFC)	1	0	0.0	0	0
NFL Totals (2 years)	11	1	12	0	0.0	0	0	NFL Totals (2 years)	1	0	0.0	0	0



84 JERAME TUMAN

TIGHT END



(Jer a MEE TOO man)

HEIGHT—6-4

WEIGHT—253

COLLEGE—Michigan

BIRTHDATE—March 24, 1976

BIRTHPLACE—Liberal, Kan.

HOW ACQUIRED—D5-'99

NFL EXPERIENCE—6th Year

GAMES PLAYED-STARTED/POSTSEASON—'99 (7-0/0-0), '00 (16-1/0-0), '01 (16-7/2-2), '02 (13-7/2-2), '03 (16-11/0-0)

CAREER TOTALS: 68-26 (4-4)

PRO: Continues to develop into a solid tight end and could challenge for the starting position in 2004...has made his greatest contribution to the team the past two seasons as top reserve and starter...has added weight and strength since his arrival. **2003:** Started in 11 of 16 games and did not miss a game for the first time in his career...led all tight ends with 12 catches for 113 yards, a 9.4-yard average...was on the receiving end of the biggest plays of the game at Cincinnati (9/21)...caught a pass from quarterback Tommy Maddox on a fake field-goal play for a 23-yard gain and near TD...finished with two receptions for 28 yards...started for the injured Jay Riemersma versus Cleveland (10/5)...had one catch for five yards. **2002:** Started seven of the 13 games in which he played...finished with four receptions for 63 yards and one TD...also scored a TD in the postseason...was inactive because of a quad injury versus Indianapolis (10/21)...was inactive for the second straight week at Baltimore (10/27)...was active for the first time in four weeks versus Atlanta (11/10)...returned in a big way and caught his first pass in a regular-season contest since Dec. 16 game at Baltimore, scoring his second career TD on an 18-yard pass from Tommy Maddox...caught a big 27-yard pass from Kordell Stewart at Jacksonville (12/1)...started in place of Mark Bruener versus Carolina (12/15)...had one reception for six yards...caught one pass for 12 yards versus Baltimore (12/29)...also helped pave the way for Amos Zereoue's third 100-yard rushing performance of the season...had three catches for 18 yards and a TD, the first postseason touchdown of his career, in Wild Card game versus Cleveland (1/5)...was held without a reception in Divisional Playoff at Tennessee (1/11). **2001:** Started in seven games for the Steelers...finished with seven receptions—his first as a pro—for 96 yards and one TD...played but did not have a reception in season-opener at Jacksonville (9/9)...made his first pro reception at Kansas City (10/14), a key 23-yarder...caught his second career pass for his first touchdown in spectacular fashion at Tampa Bay (10/21) on the receiving end of a pass from Jerome Bettis that resulted in a 32-yard TD...filled in admirably for Mark Bruener who missed the entire second half with a shoulder injury versus Jacksonville (11/18)...caught one pass for 12 yards...made his second pro start for the injured Mark Bruener at Tennessee (11/25)...caught one pass for two yards...started his second consecutive game for Mark Bruener versus Minnesota (12/2)...had one reception for 12 yards...had one recep-



tion for nine yards versus the N.Y. Jets (12/9)...had one catch for six yards at Baltimore (12/6)...started his first playoff game versus Baltimore (1/20)...caught one pass for three yards in AFC Championship game versus New England (1/27). **2000:** Had one reception for 19 yards during the preseason...played in the season-opener versus Baltimore (9/3)...saw considerably more action at Jacksonville (10/1) because of the injury to Mark Bruener...registered one special-teams tackle versus Cleveland (10/22). **1999:** Played in seven games...played on special teams and in some short-yardage situations in season-opener at Cleveland (9/12)...played exclusively on special teams the next two games...saw some time from scrimmage versus Jacksonville (10/3)...suffered a season-ending torn (right) anterior cruciate ligament in the first half of the Monday Night game versus Atlanta (10/25)...was placed on the injured reserve list Oct. 27.

COLLEGE: Ranks 11th on the school's all-time receiving list with 98 catches and 13th in yardage with 1,279 yards and 13 touchdowns...was an effective receiver who caught at least one pass in 33 of his last 35 games...earned consensus All-Big Ten first-team honors...started 12 games in 1998 and caught 27 passes for 247 yards (9.1 avg.) and two touchdowns as a senior...was a first-team *Football News* All-America, and a third-team selection by *The Sporting News* as a junior...voted a consensus first-team All Big Ten choice...started 10-of-11 games...caught 29 passes for 437 yards and five touchdowns...caught five passes for 126 yards versus Colorado, the second-most yards ever gained by a Michigan tight end in a single game...was a first-team All-Big Ten selection in 1996...caught a career-high 33 passes for 524 yards (15.9 avg.) and five touchdowns...appeared in three games and started three as a freshman...majored in movement science, enrolled in Division of Kinesiology.

PERSONAL: Was a *Prep Football Report* All-America and All-Midlands selection as a defensive end and tight end at Liberal (Kansas) High...rated the fifth best tight end prospect in the nation by *Blue Chip Illustrated*...had 71 receptions for 1,441 yards and 19 touchdowns, while collecting 26 sacks with 11 interceptions during his three-year career...caught 15 passes for 280 yards and recorded 68 tackles with eight sacks, five fumble recoveries and four interceptions as a senior...was a two-time All-Area and All-Conference pick in basketball...averaged 17.5 points and 14.6 rebounds as a senior...lettered in track, competing in the discus, triple jump and sprint relays...born in Liberal, Kansas...Full name: Jerame Dean Tuman.

TUMAN'S CAREER STATISTICS

Regular Season

RECEIVING	No.	Yds.	Avg.	LG	TD
1999 Pittsburgh (AFC)	0	0	0.0	—	0
2000 Pittsburgh (AFC)	0	0	0.0	—	0
2001 Pittsburgh (AFC)	7	96	13.7	32t	1
2002 Pittsburgh (AFC)	4	63	15.8	27	1
<u>2003 Pittsburgh (AFC)</u>	<u>12</u>	<u>113</u>	<u>9.4</u>	<u>23</u>	<u>0</u>
NFL Totals (5 years)	24	252	10.5	32t	1

Postseason

RECEIVING	No.	Yds.	Avg.	LG	TD
2001 Pittsburgh (AFC)	1	3	3.0	3	0
<u>2002 Pittsburgh (AFC)</u>	<u>3</u>	<u>18</u>	<u>6.0</u>	<u>9</u>	<u>1</u>
NFL Totals (2 years)	4	21	5.3	9	1



TUMAN'S GAME-BY-GAME STATISTICS

2003

Date	Opponent	No.	Yds.	Avg.	Lg.	TD
9/7	BALTIMORE	1	3	3.0	3	0
9/14	at Kansas City	0	0	0.0	—	0
9/21	at Cincinnati	2	28	14.0	23	0
9/28	TENNESSEE	0	0	0.0	—	0
10/5	CLEVELAND	1	5	5.0	5	0
10/12	at Denver	0	0	0.0	—	0
10/26	ST. LOUIS	1	21	21.0	21	0
11/2	at Seattle	2	22	11.0	16	0
11/9	ARIZONA	0	0	0.0	—	0
11/17	at San Francisco	1	10	10.0	10	0
11/23	at Cleveland	1	6	6.0	6	0
11/30	CINCINNATI	1	6	6.0	6	0
12/7	OAKLAND	0	0	0.0	—	0
12/14	at N.Y. Jets	0	0	0.0	—	0
12/21	SAN DIEGO	0	0	0.0	—	0
12/28	at Baltimore	2	12	6.0	8	0
Season Totals		10	101	10.1	23	0

2002

Date	Opponent	No.	Yds.	Avg.	Lg.	TD
9/9	at New England	0	0	0.0	—	0
9/15	OAKLAND	0	0	0.0	—	0
9/29	CLEVELAND	0	0	0.0	—	0
10/6	at New Orleans	0	0	0.0	—	0
10/13	at Cincinnati	0	0	0.0	—	0
10/21	INDIANAPOLIS			INACTIVE		
10/27	at Baltimore			INACTIVE		
11/3	at Cleveland			INACTIVE		
11/10	ATLANTA	1	18	18.0	18	1
11/17	at Tennessee	0	0	0.0	—	0
11/24	CINCINNATI	0	0	0.0	—	0
12/1	at Jacksonville	1	27	27.0	27	0
12/8	HOUSTON	0	0	0.0	—	0
12/15	CAROLINA	1	6	6.0	6	0
12/23	at Tampa Bay	0	0	0.0	—	0
12/29	BALTIMORE	1	12	12.0	12	0
SEASON TOTALS		4	63	15.8	27	1

POSTSEASON

1/5	CLEVELAND	3	18	6.0	9	1
1/11	at Tennessee	0	0	0.0	—	0
POSTSEASON TOTALS		3	18	6.0	9	1





TUMAN'S GAME-BY-GAME STATISTICS (cont.)

2001

Date	Opponent	No.	Yds.	Avg.	Lg.	TD
9/9	at Jacksonville	0	0	0.0	—	0
9/30	at Buffalo	0	0	0.0	—	0
10/7	Cincinnati	0	0	0.0	—	0
10/14	at Kansas City	1	23	23.0	23	0
10/21	at Tampa Bay	1	32	32.0	32t	1
10/29	Tennessee	0	0	0.0	—	0
11/4	Baltimore	0	0	0	—	0
11/11	at Cleveland	0	0	0	—	0
11/18	Jacksonville	1	12	12.0	12	0
11/25	at Tennessee	1	2	2.0	2	0
12/2	Minnesota	1	12	12.0	12	0
12/9	N.Y. Jets	1	9	9.0	9	0
12/16	at Baltimore	1	6	6.0	6	0
12/23	Detroit	0	0	0.0	—	0
12/30	at Cincinnati	0	0	0.0	—	0
1/6/02	CLEVELAND	0	0	0.0	—	0
SEASON TOTALS		7	96	13.7	32t	1

POSTSEASON

1/20	BALTIMORE	0	0	0.0	—	0
1/27	NEW ENGLAND	1	3	3.0	3	0
POSTSEASON TOTALS		1	3	3.0	3	0

65 DAVID UPCHURCH

DEFENSIVE TACKLE



HEIGHT—6-3

WEIGHT—302

COLLEGE—West Virginia

BIRTHDATE—May 12, 1980

BIRTHPLACE—Syracuse, N.Y.

HOW ACQUIRED—FA-'03

NFL EXPERIENCE—1st Year

GAMES PLAYED-STARTED/POSTSEASON-'03 (ps)

CAREER TOTALS: 0-0 (0-0)

PRO: Is a promising defensive line prospect who joined the team as a rookie free agent in 2003...spent the entire season on the team's practice squad.

COLLEGE: Is strong and athletic...started his final three seasons...was a second-team All-BIG EAST selection as a senior...registered 41 tackles and 14½ tackles for a loss in 2002...moved from nose to defensive end midway through the season...ranks third in WVU career with 35 tackles for losses...voted team captain in 2002...recorded






66 tackles, including 14 for losses and four sacks in 2001...started at nose guard and made with 40 tackles as a sophomore in 2000...won Whitey Gwynne Award from WVU coaches for unsung contributions...registered 15 tackles (10 solo), one sack and one tackle for a loss as a backup in 1999...majored in engineering.

PERSONAL: Was a four-year starter who registered 28 sacks as a defensive end and 32 touchdowns as a tight end at Eleanor Roosevelt (Md.) High...was a first team All-Metro selection as a senior...earned All-State, All-County and team MVP honors...registered 144 tackles and 14 sacks, and caught 15 passes for 234 yards...is the son of Dollie Upchurch...lives in Hyattsville, Maryland...Full name: David Upchurch.

68 KEYDRICK VINCENT

GUARD



HEIGHT—6-5

WEIGHT—325

COLLEGE—Mississippi

BIRTHDATE—April 13, 1978

BIRTHPLACE—Bartow, Fla.

HOW ACQUIRED—FA-'01

NFL EXPERIENCE—4th Year

GAMES PLAYED-STARTED/POSTSEASON—'01 (5-1/1-0), '02 (7-1/2-0),

'03 (10-9/0-0)

CAREER TOTALS: 29-11 (3-0)

PRO: Was one of the surprise undrafted free agents in 2001 who made the final 53-man roster...is a big, physical player with excellent movement...provides quality depth at both guard positions...received a one-year tender offer from the team prior to the 2004 season. **2003:** Made a solid contribution in his third season, filling in for Alan Faneca at right guard and provide solid depth along the line...started in nine of the 10 games he played...was inactive for the first five games...made his first appearance of the season at Denver (10/12) and his first start since Dec. 1, 2002 (Jacksonville)...started at left guard for Alan Faneca who moved to left tackle...made his second consecutive start at left guard versus St. Louis (10/26)...earned his third straight start at left guard at Seattle (11/2)...started his fourth consecutive game versus Arizona (11/9)...made his fifth straight start at San Francisco (11/23)...was inactive due to a groin injury at Cleveland (11/23)...earned his sixth start at a left guard versus Oakland (12/7)...helped pave the way for Jerome Bettis' and the Steelers' first 100-yard performance of the season and the team's no-sack effort...earned his eighth start at left guard versus San Diego (12/21)...helped pave the way for Jerome Bettis' season-high 115 yards on 32 carries and the Steelers 181 yards rushing. **2002:** Started one of the seven games in which he played...was inactive for the first five games...was active for the first time at Baltimore (10/27)...was



active for second consecutive week at Cleveland (11/3)...made his first start of the season at right guard at Jacksonville (12/1) for injured Kendall Simmons...replaced the injured Kendall Simmons, who suffered a laceration on his right hand, in Wild Card game versus Cleveland (1/5). **2001:** Was deactivated for the first nine weeks...made his pro debut at right guard at Tennessee (11/25)...filled in for Oliver Ross who had to move to right tackle due to an injury to Marvel Smith...was deactivated versus the N.Y. Jets (12/9), at Baltimore (12/16) and versus Detroit (12/23)...started in place of Alan Faneca versus Cleveland (1/6/02)...helped lead the offense to its sixth 200-yard rushing performance of the season...was deactivated for the AFC Playoff game versus Baltimore (1/20)...was active but played solely on special teams in AFC Championship game versus New England (1/27).

COLLEGE: Appeared in all 12 games in 2000...started 11 games at right guard...helped offensive line allow the fewest sacks in the Southeastern Conference and tie for third-fewest in the nation with seven...played in 11 games and made eight starts at right guard as a junior...missed Tulane game after having surgery on his left knee...helped team rank second in conference in rushing with 182.5 yards-per-game...team ranked second in SEC for fewest sacks allowed in 1999 (16)...played in all 12 games and earned his second letter in 1998...played in 11-of-12 games as a true freshman...majored in banking and finance.

PERSONAL: Is single...earned four letters at Class 5-A Lake Gibson High...was a first-team All-State defensive line selection...played in the Florida-Georgia All-Star game...selected to *SuperPrep* All-Florida team...named *USA Today* honorable mention All-America...received first-team All-Area, All-County and All-District honors...was credited with 52 tackles in only four games on defense as a senior...lettered four times in track...finished second in the state in the discus and third in the shot...received Polk County Athlete of the Year honors in track...is the son of Linda Grace...resides in Florida...Full name: Keydrick Trepell Vincent.



67 KIMO von OELHOFFEN

DEFENSIVE LINE

Steelers


(Pronounced KEE-moe von OHL-hoffen)

HEIGHT-6-4

WEIGHT-299

COLLEGE-Boise State

BIRTHDATE-January 30, 1971

BIRTHPLACE-Kaunakakai, Hawaii

HOW ACQUIRED-Unrestricted Free Agent ('00)

NFL EXPERIENCE-11th Year

GAMES PLAYED-STARTED/POSTSEASON- '94 (8-0/0-0), '95 (16-1/0-0), '96 (11-1/0-0), '97 (13-13/0-0), '98 (16-16/0-0), '99 (16-5/0-0), '00 (16-16/0-0), '01 (15-15/2-2), '02 (16-16/2-2), '03 (16-16/0-0)

CAREER TOTALS: 143-99 (4-4)

STEELERS TOTALS: 53-53 (4-4)

PRO: Has been an anchor on the Steelers defensive front since arriving as an unrestricted free agent from Cincinnati Feb. 18, 2000...moved from nose tackle to his more natural defensive end in 2001...signed a two-year contract extension June 10, 2002,

keeping him under contract until 2005...was the Steelers first acquisition in the free agency period prior to the 2000 season and proved to be a valuable addition...is a strong and stocky player with enough athletic ability to play anywhere on the defensive line...has forged a solid NFL career from background which included no high school football experience and Division I-AA action at the college level. **2003:** Had his best season and led the team in sacks for the first time in his career...registered eight sacks for 42 yards...finished 43 total tackles (31 solos) and two passes defended...logged 48 defensive plays in the season-opener versus Baltimore (9/7)...finished with one solo tackle and a sack for six yards...finished with four total tackles (all solos) at Cincinnati (9/21)...also was credited with a sack for one yard...played 36 defensive snaps...recorded his team-leading third sack of the season versus Cleveland (10/5)...was credited with three total tackles...logged 47 defensive plays...registered a sack for the second straight week at Denver (10/12), increasing his to lead to four...had two total tackles...also was credited with three quarterback hurries/pressures...played 40 defensive snaps...recovered his first fumble of the season on Deshea Townsend's sack versus Arizona (11/9)...finished with two total tackles (one solo)...also was credited with a quarterback hurry/pressure...established a new career total for sacks in a season with his fifth sack of the year at Cleveland (11/23)...finished with four total tackles (all solos)...also was credited with two quarterback hurries/pressures...logged 45 defensive plays...tied a career best for sacks in a game with three versus Oakland (12/7)...finished with four total tackles (three solos)...also was credited with two quarterback hurries/pressures...logged 40 defensive plays. **2002:** Produced another solid

CAREER HIGHLIGHTS

- ◆ 2003 Set Personal High Sacks (8)
- ◆ 2003 Led Team in Sacks (8)



season...finished with 35 total tackles (28 solos stops)...also had three sacks and a fumble recovery...was credited with three passes defended...played 43 defensive snaps in season-opener at New England (9/9)...finished with 1½ sacks and three tackles...also was credited with one quarterback hit/pressure...logged 69 defensive plays versus Oakland (9/15)...was credited with two total tackles (one solo) and two quarterback hits/pressures...played 56 defensive snaps versus Cleveland (9/29)...finished with four total tackles and a half sack...also had two quarterback hits/pressures...logged 50 defensive plays at New Orleans (10/6)...recorded two solo tackles, both for either no gain or a loss...registered three total tackles (two solos) versus Houston (12/8), including 1½ for losses of two yards...finished with four total tackles (two solos) versus Carolina (12/15)...also was credited with a fumble recovery, one quarterback hit/pressure and a pass defended...played 46 defensive snaps...had another productive day at Tampa Bay (12/23)...finished with one tackle, including a sack for four yards...also was credited with one pass defended...finished with one assist in Wild Card game versus Cleveland (1/5)...registered the Steelers' only sack of the Divisional Playoff game at Tennessee (1/11), nailing Steve McNair for a seven-yard loss...finished with three solo tackles.

2001: Started all but one of the Steelers' games...missed the Sept. 30 Buffalo game because of an ankle injury...finished with 27 total tackles (23 solo stops)...also was credited with four sacks and two fumble recoveries...started his 17th consecutive game as a Steeler and his first at right end in season-opener at Jacksonville (9/9)...suffered a right ankle injury on the initial defensive series and did not return...logged two plays before being injured...was deactivated because of his ankle injury at Buffalo (9/30)...returned to action versus Cincinnati (10/7) after missing one game due to an ankle injury...logged 46 defensive plays...was credited with one assist...played 48 defensive snaps at Kansas City (10/14)...finished with one solo tackle...logged 43 defensive plays at Tampa Bay (10/21)...had a career-high three sacks...finished with seven total tackles...also was credited with one quarterback hurry/pressure...logged 27 defensive plays versus Tennessee (10/29)...finished with one assisted tackle...also was credited with a quarterback hurry/pressure...played 44 defensive snaps but was held without a tackle versus Baltimore (11/4)...played 46 defensive snaps at Cleveland (11/11)...finished with one tackle...also was credited three quarterback hurries/pressures...played a strong game versus Jacksonville (11/18)...logged 39 defensive plays...finished with three tackles, including one sack...also recovered two fumbles...logged 26 defensive plays at Tennessee (11/25)...finished with one tackle and one quarterback hurry/pressure...logged 39 defensive snaps versus Minnesota (12/2)...finished with two total tackles...also had two quarterback hurries/pressures...played 36 defensive snaps versus the N.Y. Jets (12/9)...finished with three total tackles (two solos)...logged 46 defensive plays at Baltimore (12/16)...finished with one tackle...also had one pass defense...played 40 defensive snaps versus Detroit (12/23)...registered four solo tackles...also had three quarterback hurries/pressures...logged 80 defensive plays at Cincinnati (12/30)...finished with four total tackles (three solos)...also was credited with two quarterback hurries/pressures and a forced fumble...was credited with two tackles (one solo) versus Cleveland (1/6/02)...finished with three unassisted tackles in AFC Playoff game versus Baltimore (1/20)...played in the first playoff game of his eight-year career...registered one solo tackle in AFC Championship game versus New England (1/27).

2000: Started all 16 games at nose tackle and had an All-Pro-caliber





season...finished with 52 total tackles (38 solo stops) and one sack...also was credited with three pass defenses and a forced fumble...logged 51 defensive plays versus Baltimore (9/3)...registered three total tackles (all assists)...also was credited with three quarterback hurries/pressures...played 36 defensive snaps at Cleveland (9/17)...finished with two solo stops...also was credited with two quarterback hurries/pressures...had an exceptional game at Jacksonville (10/1)...was credited with just two tackles and two quarterback hurries/pressures but was very disruptive...continued his solid play versus Cleveland (10/15)...logged 46 defensive snaps...was credited with four total tackles (three solos)...also recorded a quarterback hurry/pressure and one pass defense...played another tough, physical game at Tennessee (11/5)...logged 60 defensive snaps...finished with six total tackles...also was credited with one quarterback hurry/pressure and 1½ tackles for losses of two yards...logged 58 defensive plays versus Philadelphia (11/12)...finished with four total tackles, including his first sack as a Steeler...also was credited with three quarterback hurries/pressures...logged 41 defensive plays versus Washington (12/16)...finished with one tackle...also was credited with a quarterback hurry/pressure and one caused fumble...played 41 defensive snaps at San Diego (12/24)...finished with two tackles...also was credited with three quarterback hurries/pressures. **1999:** Had his top overall effort of season in starting role for victory versus Cleveland (12/6) with a sack, a forced fumble, a fumble recovery and four tackles (three solo)...stopped Marc Edwards for no gain at Cincinnati 11, forced a fumble and made recovery at the 11 in second quarter of that game with Bengals protecting 17-7 lead...sacked Tim Couch for minus-8 yards in fourth quarter...led line in tackles as defense allowed only 11 net rushing yards, fewest in Bengals history...posted season-high five tackles (4 solo) in reserve role versus Baltimore (11/21), tying for line lead...was elevated to the starting left defensive tackle position the following week at Pittsburgh (11/28)...had two solo tackles in victory at Pittsburgh...registered his first sack of season for minus-7 yards against Kordell Stewart in second quarter versus Pittsburgh (10/17)...sacked Mark Brunell for minus-10 yards in second quarter versus Jacksonville (10/31)...pressured Jeff Garcia against San Francisco (12/5), helping force first-quarter interception by John Copeland...closed the season at Jacksonville (1/2) with three solo tackles and a five-yard sack of Jay Fiedler in second quarter. **1998:** Started every game for the first time in his five-year career in '98, and posted career highs in total tackles (45) and solos (36)...ranked second on defensive line in tackles (45) behind DE Michael Bankston...led defensive line in passes defended (three)...led line in tackles in three games — Sept. 6 vs. Tennessee (fivesolo), Oct. 18 at Tennessee (six solo) and Oct. 25 at Oakland (five solo)...broke up third-down pass from Jim Harbaugh intended for Priest Holmes in second quarter Nov. 22 vs. Baltimore, forcing Ravens punt. **1997:** Despite missing three games, finished as line's second-leading tackler with 42 (32 solo) behind only John Copeland...led line in tackles for four games in a five-game stretch before missing next three games with ankle injury...led line with five tackles (four solo) at Tennessee (10/12) and also led line the next two weeks with six tackles (five solo) versus Pittsburgh (10/19) and season-high eight tackles (six solo) at N.Y. Giants (10/26)...had two solos versus San Diego (11/2) and came back to lead line again at Indianapolis (11/9) with four tackles (two solo) despite suffering ankle injury in that game...returned from injury to start season's final two games, recording two solo tackles versus Dallas (12/14) and two tackles (one solo) versus Baltimore (12/21)...started games 1-10 and 14-16...suffered





ankle sprain in Game 10 at Indianapolis (11/9) and was on weekly inactive list due to injury for Games 11-13. **1996:** Recorded 17 total tackles, including 14 solos and one for loss, more than doubled total of eight from 1995 season....came up big in starting assignment in victory at Houston (12/15), taking part in two sacks and leading line with seven tackles (five solo and one for loss)...teamed with Tim Morabito to sack Chris Chandler for no gain in third quarter and teamed with Corey Sawyer to drop Steve McNair for five-yard loss in fourth quarter...also had a deflected pass...led line with three solo tackles at San Diego (9/8), filling in at both tackle positions...led line with three solos in comeback victory at Baltimore (11/3)...started game at right tackle for injured Tim Johnson...was on weekly inactive list for Games 1, 4, 7-8 and 11...also was inactive for Game 7 at San Francisco due to shoulder strain. **1995:** Played as reserve in Games 1-3 and 5-16...started at right defensive tackle in Game 4 versus Houston (9/24) for injured Keith Rucker...had two solo tackles in three games—versus Pittsburgh (11/19), at Cleveland (12/17) and versus Minnesota (12/24)...had two tackles (one solo) and a batted pass at Jacksonville (11/26)...had two games with more than 20 snaps—22 versus Jacksonville (9/10) and season-high 46 versus Minnesota (12/24)...was credited by coaches with major contribution on kickoff return team, where he was a starter most of the year. **1994:** Had two solo tackles in NFL debut at San Diego (9/11)...played in Games 2-6, 10, 13 and 15...was on inactive list for Games 1, 7-9, 11-12, 14 and 16...drafted by Bengals in sixth round (162nd overall).

COLLEGE: Began college career in 1990 at University of Hawaii, but transferred to Walla Walla (Wash.) J.C. in 1991 and to Boise State in 1992...played only half the season in '92 due to a stress fracture in foot, but had two sacks, four tackles for loss and a fumble recovery...was slowed in his senior season by a sprained ankle, but still recorded four sacks, four tackles for loss and five passes defensed.

PERSONAL: Hometown is Kaunakakai, Hawaii...attended Molokai High School, which did not field a football team...married (Tondi) with three daughters, Jalyn (8/22/93), Kamri (10/2/98) and Talia (10/7/02)...father is German-Hawaiian, and his mother is Hawaiian-Portuguese...Full name: Kimo von Oelhoffen.

VON OELHOFFEN'S GAME-BY-GAME STATISTICS

2003

Date	Opponent	I	AT	TOT	Sack/					FF	FR
					YDS	INT	PD				
9/7	BALTIMORE	1	0	1	1.0/6	0/0	0	0	0	0	0
9/14	at Kansas City	3	0	3	0.0/0	0/0	0	0	0	0	0
9/21	at Cincinnati	4	0	4	1.0/1	0/0	0	0	0	0	0
9/28	TENNESSEE	2	2	4	0.0/0	0/0	0	0	0	0	0
10/5	CLEVELAND	3	0	3	1.0/8	0/0	0	0	0	0	0
10/12	at Denver	1	1	2	1.0/1	0/0	0	0	0	0	0
10/26	ST. LOUIS	2	1	3	0.0/0	0/0	0	0	0	0	0
11/2	at Seattle	1	1	2	0.0/0	0/0	0	0	0	0	0
11/9	ARIZONA	1	1	2	0.0/0	0/0	0	0	0	0	1
11/17	at San Francisco	1	1	2	0.0/0	0/0	0	0	0	0	0
11/23	at Cleveland	4	0	4	1.0/8	0/0	0	0	0	0	0



11/30	CINCINNATI	0	0	0	0.0/0	0/0	0	0	0
12/7	OAKLAND	3	1	4	3.0/18	0/0	0	0	0
12/14	at N.Y. Jets	3	0	3	0.0/0	0/0	0	0	0
12/21	SAN DIEGO	1	0	1	0.0/0	0/0	0	0	0
12/28	at Baltimore	2	0	2	0.0/0	0/0	0	0	0
SEASON TOTALS		32	8	40	8.0/42	0/0	0	0	1

2002

<u>Date</u>	<u>Opponent</u>	<u>I</u>	<u>AT</u>	<u>Sack/</u>					
				<u>TOT</u>	<u>YDS</u>	<u>INT</u>	<u>PD</u>	<u>FF</u>	<u>FR</u>
9/9	at New England	3	0	3	1.5/12	0/0	0	0	0
9/15	OAKLAND	1	1	2	0.0/0	0/0	0	0	0
9/29	CLEVELAND	3	1	4	0.5/3	0/0	0	0	0
10/6	at New Orleans	2	0	2	0.0/0	0/0	0	0	0
10/13	at Cincinnati	1	0	1	0.0/0	0/0	0	0	0
10/21	INDIANAPOLIS	3	0	3	0.0/0	0/0	0	0	0
10/27	at Baltimore	3	0	3	0.0/0	0/0	1	0	0
11/3	at Cleveland	1	0	1	0.0/0	0/0	0	0	0
11/10	ATLANTA	1	1	2	0.0/0	0/0	0	0	0
11/17	at Tennessee	2	0	2	0.0/0	0/0	0	0	0
11/24	CINCINNATI	2	0	2	0.0/0	0/0	0	0	0
12/1	at Jacksonville	1	1	2	0.0/0	0/0	0	0	0
12/8	HOUSTON	2	1	3	0.0/0	0/0	0	0	0
12/15	CAROLINA	2	2	4	0.0/0	0/0	1	0	1
12/23	at Tampa Bay	1	0	1	1.0/4	0/0	1	0	0
12/29	BALTIMORE	0	0	0	0.0/0	0/0	0	0	0
SEASON TOTALS		28	7	35	3.0/19.5	0/0	3	0	1

POSTSEASON

1/5	CLEVELAND	0	1	1	0.0/0	0/0	0	0	0
1/11	at Tennessee	3	0	3	1.0/7	0/0	0	0	0
POSTSEASON TOTALS		3	1	4	1.0/7	0/0	0	0	0

2001

<u>Date</u>	<u>Opponent</u>	<u>I</u>	<u>AT</u>	<u>Sack/</u>					
				<u>TOT</u>	<u>YDS</u>	<u>INT</u>	<u>PD</u>	<u>FF</u>	<u>FR</u>
9/9	at Jacksonville	0	0	0	0.0/0	0/0	0	0	0
9/30	at Buffalo				INACTIVE				
10/7	CINCINNATI	0	1	1	0.0/0	0/0	0	0	0
10/14	at Kansas City	1	0	1	0.0/0	0/0	0	0	0
10/21	at Tampa Bay	7	0	7	3.0/11	0/0	0	0	0
10/29	TENNESSEE	0	1	1	0.0/0	0/0	0	0	0
11/4	BALTIMORE	0	0	0	0.0/0	0/0	0	0	0
11/11	at Cleveland	1	0	1	0.0/0	0/0	0	0	0
11/18	JACKSONVILLE	2	1	3	1.0/8	0/0	0	0	2
11/25	at Tennessee	1	0	1	0.0/0	0/0	0	0	0
12/2	MINNESOTA	2	0	2	0.0/0	0/0	0	0	0
12/9	N.Y. JETS	2	1	3	0.0/0	0/0	0	0	0
12/16	at Baltimore	1	0	1	0.0/0	0/0	1	0	0
12/23	DETROIT	4	0	4	0.0/0	0/0	0	0	0
12/30	at Cincinnati	3	1	4	0.0/0	0/0	0	1	0
1/6/02	CLEVELAND	0	0	0	0.0/0	0/0	0	0	0
SEASON TOTALS		24	5	29	4.0/19	0/0	1	1	2

POSTSEASON

1/20	BALTIMORE	3	0	3	0.0/0	0/0	0	0	0
1/27	NEW ENGLAND	1	0	1	0.0/0	0/0	0	0	0
POSTSEASON TOTALS		4	0	4	0.0/0	0/0	0	0	0



2000

Date	Opponent	I	AT	TOT	Sack/	INT	PD	FF	FR
					YDS				
9/3	BALTIMORE	0	3	3	0.0/0	0	0	0	0
9/17	at Cleveland	2	0	2	0.0/0	0	0	0	0
9/24	TENNESSEE	4	3	7	0.0/0	0	0	0	0
10/1	at Jacksonville	2	0	2	0.0/0	0	0	0	0
10/8	at N.Y. Jets	2	0	2	0.0/0	0	0	0	0
10/15	CINCINNATI	3	1	4	0.0/0	0	0	0	0
10/22	CLEVELAND	3	1	4	0.0/0	0	0	0	0
10/29	at Baltimore	2	0	2	0.0/0	0	1	0	0
11/5	at Tennessee	5	1	6	0.0/0	0	0	0	0
11/12	PHILADELPHIA	3	1	4	1.0/3	0	0	0	0
11/19	JACKSONVILLE	2	0	2	0.0/0	0	0	0	0
11/26	at Cincinnati	3	0	3	0.0/0	0	0	0	0
12/3	OAKLAND	5	0	5	0.0/0	0	1	0	0
12/10	at N.Y. Giants	1	2	3	0.0/0	0	0	0	0
12/16	WASHINGTON	0	1	1	0.0/0	0	0	1	0
12/24	at San Diego	1	1	2	0.0/0	0	0	0	0
SEASON TOTALS		38	14	52	1.0/3	0	2	1	0

VON OELHOFFEN'S CAREER STATISTICS

Regular Season

TACKLES	Solo	AT	Total	Sp.T.	Sacks	FF	FR
1994 Cincinnati (AFC)	2	0	2	0	0.0	0	0
1995 Cincinnati (AFC)	7	1	8	0	0.0	0	0
1996 Cincinnati (AFC)	15	2	17	0	1.0	0	0
1997 Cincinnati (AFC)	32	10	42	0	0.0	0	0
1998 Cincinnati (AFC)	36	9	45	0	0.0	0	0
1999 Cincinnati (AFC)	24	2	26	0	4.0	1	1
2000 Pittsburgh (AFC)	38	14	52	0	1.0	1	0
2001 Pittsburgh (AFC)	24	5	29	0	4.0	1	2
2002 Pittsburgh (AFC)	28	7	35	0	3.0	0	1
2003 Pittsburgh (AFC)	32	8	40	0	8.0	0	1
NFL Totals (10 years)	239	58	297	0	21.0	3	5
Steelers Totals (4 years)	121	33	154	0	16.0	2	4


Postseason

TACKLES	Solo	AT	Tot.	Sp.T.	Sacks	FF	FR
2001 Pittsburgh (AFC)	4	0	4	0	0.0	0	0
2002 Pittsburgh (AFC)	3	1	4	0	1.0	0	0
NFL Totals (2 years)	7	1	8	0	1.0	0	0



49 J.T. WALL

FULLBACK



HEIGHT- 6-0

WEIGHT- 250

COLLEGE- Georgia

BIRTHDATE- September 12, 1979

BIRTHPLACE- Milledgeville, Georgia

HOW ACQUIRED- D7-'03 (#28, 242)

NFL EXPERIENCE- 1st Year

GAMES PLAYED-STARTED/POSTSEASON- '03 (ps)

CAREER TOTALS: 0-0

PRO: Was the Steelers' final draft choice of the 2003 NFL Draft...spent the entire 2003 season on the team's practice squad.

COLLEGE: Is an unselfish player with good size and strength...is an aggressive blocker...has good receiving skills...should be able to help on special teams because he is tough, unselfish and really wants to play...started at Southwest Baptist University in 1998 and '99...carried 129 times for 465 yards and three touchdowns and caught eight passes for 75 yards in 1998...carried 118 times for 450 yards and three touchdowns in 1999...walked on at Georgia in 2000, but had to sit out the year as a transfer from another school... played in every game in 2001 and started three times...carried 15-58-0 and caught 2-21-0...was team's starting fullback in 2002, when he carried 30-149-3 and caught 9-84-2...majored in sports studies.

PERSONAL: Was a four-year starter at both fullback and linebacker at John Milledge Academy in Milledgeville, Ga....named to All-Region 4AAA team three times...was three-time team MVP...was a three-time selection to the *Milledgeville Union-Recorder* All-County team...was a three-time Georgia Independent School Association (GISA) all-state selection at fullback...is the son of Barbara Wall, and Johnny Wall and Jana Wall...lives in Milledgeville, Ga...Full name: John Thomas Wall.



86 HINES WARD

WIDE RECEIVER



HEIGHT-6-0

WEIGHT-215

COLLEGE-Georgia

BIRTHDATE-March 8, 1976

BIRTHPLACE-Forest Park, Ga.

HOW ACQUIRED-D3-'98

NFL EXPERIENCE-7th Year

GAMES PLAYED-STARTED/POSTSEASON - '98 (16-0/0-0), '99 (16-14/0-0), '00 (16-15/0-0), '01 (16-16/2-2), '02 (16-16/2-2), '03 (16-16/0-0)

CAREER TOTALS: 96-77 (4-4)

PRO: Has blossomed into a Pro Bowl receiver...signed a four-year contract extension Sept. 8, 2001, securing his services through 2006...is a versatile athlete who had started at flanker, tailback, quarterback and split end, and handled punt and kickoff returns during his college career...has an outstanding ability to run after the catch, making him a threat to score every time he touches the ball...is currently second on the Steelers' all-time career receptions list (425)...is only the fifth Steeler to reach 5,000 receiving yards in team history and currently is fifth on the team's all-time receiving yardage list (5,061 yards). **2003:** Selected to the 2004 Pro Bowl, his third straight trip...was named the team MVP for the second straight year (shared the award with Joey Porter in 2002)...also earned Associated Press 2003 second-team All-Pro honors...led the team in receiving for the fifth straight season (tied for lead in 1999)...surpassed 1,000 receiving yards for the third straight season to become the only receiver in Steelers history to achieve that mark...finished with 1,163 yards and 10 TDs on 95 receptions...also rushed for 61 yards on 11 carries...was selected to 2003 Associated Press' second-team All-Pro squad...led the team in receptions for the third consecutive year in 2002 and eclipsed his own team record with 112 receptions...finished four yards ahead of Plaxico Burress for team-high passing yardage honors (1,329), just 69 shy of Yancey Thigpen's team-record 1,398 yards (1997)...scored 12 TD receptions to tie Louis Lipps' (1985) and Buddy Dial's (1961) team record...picked up where he left the 2002 season as the team's leading receiver in season-opener versus Baltimore (9/7)...had a team-high nine receptions for 91 yards and two TDs...surpassed Lynn Swan's 336 career receptions for

CAREER HIGHLIGHTS

- ◆ Second All-Time Receiver (425 receptions)
- ◆ Steelers' Only Receiver in Steelers History to Surpass 1,000 Receiving Yards Three Straight Seasons
- ◆ 2004 Pro Bowl
- ◆ 2003 Team MVP
- ◆ 2003 Second-Team All-Pro (AP)
- ◆ 2003 Pro Bowl
- ◆ 2002 Led Team in Scoring (72 points)
- ◆ 2002 Team Co-MVP (Offense)
- ◆ 2002 Pro Bowl
- ◆ 2002 Set Single-Season Record for Receptions (112)
- ◆ 2002 Chief Award Recipient (Cooperation with Media)



third place on the Steelers' all-time career receptions list...led the team for the second straight week at Kansas City (9/14) with nine receptions for a team-high 146 yards, including a 50-yard reception on the first play from scrimmage...finished with four receptions for 48 yards and one TD at Cincinnati (9/21)...fought for extra yardage on his TD when he appeared to be stopped at the Bengals' two-yard line but with the help of Dan Kreider managed to plunge forward for the score...led the team for the third time in the season versus Tennessee (9/28) with nine receptions for 76 yards...was held to a season-low two receptions for 55 yards versus Cleveland (10/5), including a long of 30 yards...led the team for the fourth game this season at Denver (10/12)...had eight receptions for 81 yards, including a long of 19 yards...also had two runs for a total of nine yards, including a long of 12 yards...led the team for the fifth game of the season versus St. Louis (10/26) with five receptions for 90 yards and two TDs...had a long of 45 yards...had a team-high eight receptions for 66 yards and one TD at Seattle (11/2) to lead the team in receptions for the sixth time this year...also had three rushes for 14 yards, including a long of 11 yards...led the team for the seventh time in nine games versus Arizona (11/9)...finished with six receptions for 64 yards and two TDs...finished with four receptions for 44 yards at San Francisco (11/17)...suffered a neck injury on a long pass play in the third quarter in which he landed head first on the turf...returned to action in the fourth quarter...had his lowest reception total of the season, catching one pass for 13 yards at Cleveland (11/23)...caught a career-high 13 passes versus Cincinnati (11/3)—the second most in a single game in Steelers' history—for 149 yards and one TD...made five catches of the 11 plays on the Steelers' final scoring drive, including the final two...led the team for the eighth time versus Oakland (12/7) with four receptions for 67 yards, including a long of 38 yards...surpassed 1,000 receiving yards for the third consecutive season at N.Y. Jets (12/14) and became the only Steelers' player to reach 1,000 yards for three straight seasons...is only the second receiver to achieve that three times (John Stallworth)...led the team in receptions for the ninth time with five catches for 68 yards, including a long of 25...became only the fifth receiver in Steelers' history to reach 5,000 receiving yards versus San Diego (12/21)...led the team for the 10th time with six receptions for 94 yards and one TD...also had three rushing attempts for 32 yards, including a long of 25 yards. **2002:** Selected to the 2003 Pro Bowl, his second straight trip...was also selected to Associated Press' second-team All-Pro squad...led the team in receptions for the third consecutive year and eclipsed his own team record with 112 receptions...also finished four yards ahead of Plaxico Burress for team-high passing yardage honors (1,329), just 69 shy of Yancey Thigpen's team-record 1,398 yards (1997)...scored 12 receiving TDs to tie Louis Lipps' (1985) and Buddy Dial's (1961) team record...became the first non-kicker to lead the team in scoring since 1977 (Franco Harris)...was named the 2002 recipient of The Chief Award, presented annually by the Pittsburgh Chapter of the Pro Football Writers of America to the player who best exemplifies the spirit of cooperation with the media established by the late founder, Arthur J. Rooney Sr...eclipsed the 1,000-receiving yard mark for the second straight year, joining Plaxico Burress as the first receiving tandem in team history to both surpass 1,000 receiving yards for two straight seasons...led the team with 18 receptions for 186 yards and three TDs in the postseason...began the season strongly in the opener at New England (9/9), leading the team with eight receptions for 90 yards and a TD...led the team for the second consecutive week with seven catches for 92 yards versus Oakland (9/15),



including a 34-yard TD strike from Kordell Stewart...scored two TDs for his first multiple-touchdown performance of the season...also had one carry for minus-one yard...led the team for the third straight game versus Cleveland (9/29) with nine catches for 104 yards, his first 100-yard game this year and the third of his career...tied Antwaan Randle El for the team high at New Orleans (10/6) with five receptions for 45 yards, including a long of 21...scored his team-leading fourth touchdown of the season when he dived to hit the pylon after stretching for a pass from Tommy Maddox...also had one run for 11 yards...had four receptions for 24 yards at Cincinnati (10/13)...also ran once for 20 yards...moved passed Charles Johnson into sixth place on the Steelers' all-time career receiving list...scored two TDs on five receptions versus Indianapolis (10/21)...totaled 76 yards receiving...also had one carry for eight yards...led the team with eight receptions for 97 yards at Baltimore (10/27), including a long of 20 yards...led the team in receptions for the fifth time this season (tied once) at Cleveland (11/3)...finished with nine receptions for 79 yards and a TD...also gained eight yards on one rushing attempt...had a 35-yard pass to Plaxico Burress nullified by a holding penalty...finished with a team-leading 11 receptions for 139 yards—both career highs—and one TD versus Atlanta (11/10)...led the team in receptions for the sixth time this season...also had a 29-yard run...led the team for the seventh time during the season at Tennessee (11/17)...had 10 receptions for a career-high 168 yards and two TDs, including the 72-yard TD on the game's initial play...had another monster game versus Cincinnati (11/24), tying for the team lead with five receptions for 125 yards and one TD...surpassed 1,000 receiving yards for the second consecutive season (1,039), becoming the first Steeler since Roy Jefferson in 1968 and 1969 to achieve that milestone...also contributed 39 rushing yards on one attempt...produced another big game at Jacksonville (12/1)...led the team for the eighth time with eight catches for 51 yards...also ran two times for 19 yards...led the team for the ninth time during the season versus Houston (12/8) with nine receptions for 76 yards...eclipsed his own team record of 94 receptions...had another productive day versus Carolina (12/15) despite playing with a nagging hamstring injury...finished with three receptions for 39 yards, including a long of 27...also had one carry for two yards...became the first receiver in Steelers history to record 100 receptions in a season...led the team for the 10th time during the season at Tampa Bay (12/23), catching six passes for 78 yards, a 13-yard average...finished with a team-high five receptions for 46 yards versus Baltimore (12/29) to lead the team in receptions for the 11th time during the regular season...also had a 23-yard TD reception from Tommy Maddox...joined Plaxico Burress in Wild Card game versus Cleveland (1/5) as the only Steelers receiving tandem to each compile 100 or more receiving yards in a postseason game since John Stallworth and Lynn Swann in Super Bowl XIII...finished with 11 receptions, tying Franco Harris' team record for most catches in a postseason game, for 104 yards and one TD...also ran once for 14 yards...led the team for the 13th time during the season in Divisional Playoff game at Tennessee (1/11) with seven receptions for 82 yards and two TDs, including a 21-yard TD catch...also completed a pass to Plaxico Burress for a two-point conversion. **2001:** Eclipsed the 1,000-receiving yard mark for the first time in his career, joining Plaxico Burress as the only receiving tandem in team history to both surpass 1,000 receiving yards for a season...made his first Pro Bowl appearance, after being selected as the second alternate and then added to the team...led the team with a career-high 94 receptions...set a Steelers single-season record (in the Dec. 23 Detroit game,



surpassing Yancey Thigpen's 85 catches set in 1995)...led the team with seven catches (tying a then career high) for 82 yards in season-opener at Jacksonville (9/9), including a long of 34...had a costly fumble while fighting for extra yards...had a career-high nine receptions 79 yards at Buffalo (9/30)...converted three first downs...led the team for the third straight game with eight receptions for 68 yards versus Cincinnati (10/7), including a key 24-yard gain on a third-and-long that helped lead to the Steelers' game-clinching field goal...had four receptions for 38 yards and the team's first receiving TD at Kansas City (10/14) to lead the team in receptions for the fourth straight week...also had a crushing, key block on the Steelers' third-down attempt at the end of the game to clinch the victory...tied for team lead with three receptions for 44 yards at Tampa Bay (10/21)...also had one run for nine yards in a shotgun formation from the quarterback position...displayed his versatility versus Tennessee (10/29), catching, running and even throwing his first pass of the season...finished with two receptions for 20 yards and a TD...took a direct snap from the shotgun formation and raced 36 yards on his only carry...performed superbly again versus Baltimore (11/4)...tied a career-high with nine receptions for a then career-high 97 yards...had another big game at Cleveland (11/11)...finished with eight receptions for 55 yards, including a long of 15 yards...also was sacked once for three yards...was outstanding again in recording the first 100-yard receiving game of his career versus Jacksonville (11/18)...finished with nine receptions for 112 yards, including a 28-yard TD on a screen pass...finished with seven receptions and 99 yards receiving at Tennessee (11/25), just missing his second consecutive 100-yard game...eclipsed his season career-high with his third reception...also established a new career high for receiving yardage in a season...finished with three receptions for 37 yards versus Minnesota (12/2), including a long of 19 yards...had another sensational game versus the N.Y. Jets (12/9)...recorded single-game career highs for receptions (10) and receiving yards (124), his second 100-yard game of the season...also ran three times for 14 yards...accounted for four third-down conversions (three on receptions and one running)...moved into 12th on the Steelers all-time receptions list with 203 career receptions...was held to his lowest reception total of the season at Baltimore (12/6)...had just one catch for seven yards...ran once for six yards...had seven receptions for 67 yards and one TD versus Detroit (12/23) to eclipse Yancey Thigpen's Steelers' single-season receptions record...caught three passes for 42 yards at Cincinnati (12/30)...also ran once off a direct snap for 14 yards...caught three passes for 37 yards in the AFC Playoff game versus Baltimore (1/20)...also had six rushing yards on one carry...had another solid performance in AFC Championship game versus New England (1/27)...led the team with six receptions for 64 yards, including a long of 24...also ran one time for minus-two yards. **2000:** Had another solid season, leading the team in receptions for the second straight year...finished with 48 receptions for 672 yards and four TDs...also rushed for 53 yards on four carries...finished with two receptions for 27 yards versus Baltimore (9/3)...also returned one kickoff for 23 yards...made his first start of the season at Cleveland (9/17) for the injured Troy Edwards...had a productive day, leading the team with five receptions for 75 yards, including a 31-yard catch...also nearly broke a kickoff return for a TD, recording a 57-yard return...earned his second start of the season versus Tennessee (9/24) and responded with a very productive day...led the team with five receptions for 59 yards...also returned three kickoffs for 69 yards, a 23-yard average, including a long of 31 yards...was credited with one solo special-



teams tackle...caught two passes for 23 yards at Jacksonville (10/1), including a long of 15 yards...also had one special-teams tackle...had two receptions for 18 yards at N.Y. Jets (10/8)...also was credited with one solo stop...made a spectacular catch and run on the second play of the game versus Cincinnati (10/15) to give the Steelers an early 7-0 lead, a 77-yard play that was the longest pass play by the Steelers since the 1994 season...finished with two catches for 91 yards...caught one pass for five yards versus Cleveland (10/22)...was credited with one tackle on special teams...had another big game for the Steelers at Baltimore (10/29), including an outstanding 45-yard TD reception on which he leaped over a Ravens defender and wrestled away the ball as he stepped into the end zone...finished with two receptions for 55 yards...caught one pass for seven yards at Tennessee (11/5)...made a bruising tackle on Derrick Mason on a kick return when it appeared Mason might go the distance...finished with two catches for 22 yards versus Philadelphia (11/12)...also had one special-teams assist...had another big play in the passing game versus Jacksonville (11/19)...caught a Kordell Stewart pass and raced 22 yards for a 32-yard TD reception, his third TD of the season...finished with three receptions for 60 yards...also returned two kickoffs for 47 yards, including a 26 yarder...led the team with four receptions for 70 yards at Cincinnati (11/26), including a 34-yard TD...also had two carries for 38 yards, including a 23-yard reverse...threw a key block on Mark Bruener's TD catch...led the team for the second consecutive week with four receptions for 36 yards versus Oakland (12/3)...also had one run for three yards...tied Bobby Shaw with a team-high six receptions for 64 yards at N.Y. Giants (12/10)...had a long of 23...tied Bobby Shaw with a team-high three receptions versus Washington (12/16)...totaled 31 yards...also rushed for 12 yards on a reverse...was credited with one special-teams assist...caught four passes 36 yards at San Diego (12/24). **1999:** Tied for the team lead with Troy Edwards with 61 receptions for 638 yards...averaged 10.5 yards a reception and scored a team-high seven TD receptions...also had one punt return for two yards and one kickoff return for 24 yards...also served as a valuable member of the special-teams...started in 14-of-16 games...led the team with a 16.4-yard-per-reception average...displayed his big-play capabilities in season-opener at Cleveland (9/12)...had the longest reception in the game, connecting with Kordell Stewart on a 42-yard gain that led to Steelers second TD...finished the game with three catches for 51 yards and a TD...scored on a one-yard pass from Mike Tomczak for the Steelers final TD in the fourth quarter, Ward's first career TD...started his second straight game at wide receiver at Baltimore (9/19)...finished with two receptions for 31 yards, a team-high 15.5 yards a catch...also had his first run of the season, a three-yard gain on a reverse...finished with two catches for 18 yards versus Seattle (9/26)...also was credited with a special-teams tackle and a tackle on an interception...caught two passes for 19 yards versus Jacksonville (10/3)...had one of his best days as a pro, finishing with a team-high six receptions for 67 yards and a TD, at Buffalo (10/10)...scored the team's first offensive TD in two games...also was nailed for a five-yard loss on a reverse...had three receptions for 18 yards at Cincinnati (10/17)...tied two other players—Courtney Hawkins and Will Blackwell—for team lead with three receptions in Monday Night game against Atlanta (10/25)...totaled 28 receiving yards...finished with four catches for 31 yards at San Francisco (11/7)...had a nifty 13-yard TD reception to give the Steelers a 14-3 first-half lead, leaping over a defender to gather the Kordell Stewart pass...collected



a team-high four receptions for 39 yards versus Cleveland (11/14)...finished with three catches for 20 yards at Tennessee (11/21)...also registered one special-teams tackle...had his best day as a pro, setting career single-game highs for receptions and receiving yardage, versus Cincinnati (11/28)...caught seven passes, tying Troy Edwards for team honors, for a team-high 89 yards...scored his fourth TD reception of the season to lead the team in that category...also made a possible touchdown-saving tackle on a kickoff return by Tremain Mack...tied Bobby Shaw for team honors with four receptions for 35 yards, including a long of 25 yards, at Jacksonville (12/2)...caught three passes for 43 yards, including a 21-yard TD pass from Jerome Bettis versus Baltimore (12/12)...averaged 14.3 yards a reception...finished with four receptions for 41 yards, including a long of 17, at Kansas City (12/18)...reached the 50-reception mark for the season...led the team with five receptions for 40 yards and a touchdown against Carolina (12/26)...also had one punt return for two yards...finished with six catches for 68 yards and one TD despite suffering a fracture in his lower back in the first half versus Tennessee (1/2)...returned one kickoff for 24 yards. **1998:** Finished the season with 15 catches for 246 yards...averaged a team-high 16.4 yards a reception...also had one carry for 13 yards and completed a pass to Kordell Stewart for 17 yards...registered 28 total special-teams tackles, which ranked second on the team (one shy of leader John Fiala's 29)...was credited with four downed punts inside the 10-yard line and two saved punts inside the 20 (one at the one-yard line)...had the first reception of his career in the season-opener at Baltimore (9/6), a 12-yard pass from Kordell Stewart...sparkled on special teams, registering three solo tackles versus Chicago (9/13)...did not have any receptions...produced one of the few offensive bright spots at Miami (9/20) with a nifty pass-and-catch for 18 yards...had one special-teams tackle...was brilliant on special teams against Seattle (9/27) and tied Donta Jones with a team-high two solo special-teams tackles...produced another strong special-teams performance at Cincinnati (10/11)...was credited with two special-teams tackles...also made an excellent play by downing a fourth-quarter Josh Miller punt at the Cincinnati one-yard line that ultimately led to a Steelers' go-ahead field goal late in the game...displayed a glimpse of his vast talents at Kansas City (10/26), throwing a pass to Kordell Stewart for a 17-yard gain and a first down that eventually led to a field goal...also registered one solo special-teams tackle...lined up on several four-receiver sets...had the best day at that point of his rookie season on offense against Green Bay (11/9), catching two passes for 56 yards...had a spectacular catch-and-run covering 45 yards late in the second quarter that led to a Steelers touchdown...made a key block on Kordell Stewart's 30-yard run in the first quarter that set up a Steelers' touchdown...also had five special-teams tackles, including three solo stops...had a productive day as a receiver and on the special teams at Tennessee (11/15)...caught two passes for 21 yards...registered two special-teams tackles...produced another "big play" on special teams, nailing Tennessee punter Craig Hentrich for a one-yard loss on a fake punt attempt...continued to display his vast talents while blossoming into a fine receiver against Jacksonville (11/22)...finished with two catches for 26 yards...also was credited with one special-teams tackle...played well on special teams and as a receiver at Detroit (11/26)...led the team with four total special-teams tackles, including two solo stops...also had two receptions for 35 yards, including a long play of 25 yards...collected two receptions for 19 yards versus New England (12/6)...had another strong game on the special teams, finishing with three special-teams tack-





les (two solos)...had an outstanding leaping catch at Tampa Bay (12/13), his only one of the game, for 18 yards...sparkled on special teams versus Cincinnati (12/20)...had one reception for 17 yards...ran one reverse for 13 yards, his first carry of the season...made a sensational play on a punt, keeping the ball out of the end zone in the second quarter and downing it at the two-yard line that helped lead to a Steelers' touchdown when Carnell Lake returned an interception 27 yards for the score...had one catch for 24 yards in the season-finale at Jacksonville (12/28).

COLLEGE: Finished his career ranked second in school history with 144 receptions...had 1,965 career receiving yards to rank third in team history...gained 3,870 all-purpose yards, second only to Herschel Walker (5,749)...was a 1997 All-American choice by *The Poor Man's Guide to the NFL Draft*...earned All-Southeastern Conference honors as a senior...led team with 55 receptions for 715 yards and six touchdowns...caught five passes for 99 yards and rushed three times for 66 yards against Northeast Louisiana...caught six passes for 102 yards and two TDs against Georgia Tech...had 12 receptions for 154 yards against Wisconsin in the Outback Bowl...was a 1996 Academic All-SEC pick...caught 52 passes for 900 yards (17.3 avg.) and five touchdowns...gained 170 yards on 26 carries, returned five punts for 47 yards and 13 kickoffs for 234 yards...named SEC Offensive Player of the Week after catching nine passes for 175 yards and a score...added 46 yards on eight rushes and a 30-yard kickoff return versus Auburn...started first two games in 1995 at flanker before moving to tailback for the third game, to quarterback for the fourth game, back to tailback for the seventh game, and then returned to quarterback for the final three contests...selected to the All-SEC Freshman team by the *Knoxville News-Sentinel*...earned bachelor's degree in consumer economics.

PERSONAL: Earned All-American honors from *Super Prep*, *Blue Chip Illustrated* & *USA Today*, and added All-State & Super Southern Top 100 honors at Forest Park (Ga.) High...was a two-time Clayton County Offensive Player of the Year...rushed for 1,111 yards and 14 touchdowns and completed 122-of-204 passes for 1,575 yards and 14 scores as a quarterback during his senior season...threw for 3,581 yards and 38 scores and rushed for 2,500 yards and 29 touchdowns during his three-year career...lives in Forest Park, Georgia...Full name: Hines Ward Jr.

Ward's Career Single-Game Highs

Regular Season

Receptions- 13 (11/30/03 vs. Cincinnati)
Yards Receiving- 168 (11/17/02 at Tennessee)
Longest Reception- 77t (10/15/00 vs. Cincinnati)
TDs Receiving- 2 (Several times, Last: 11/9/03 vs. Arizona)
100-yards Receiving- 8 (Last: 11/30/03 vs. Cin.)
Longest KO Return- 57 (9/17/00 at Cleveland)

Postseason

Receptions- 11 (1/5/03 vs. Cleveland)
Yards Receiving- 104 (1/5/03 vs. Cleveland)
Longest Reception- 21t (1/11/03 at Tennessee)
TDs Receiving- 2 (1/11/03 at Tennessee)
100-yard Receiving- 1 (1/5/03 vs. Cleveland)

WARD'S GAME-BY-GAME STATISTICS

		RECEIVING					RUSHING				
2003											
Date	Opponent	No.	Yds.	Avg.	Lg.	TD	No.	Yds.	Avg.	TD	Lg.
9/7	BALTIMORE	9	91	10.1	28 t	2	0	0	0.0	0	0
9/14	at Kansas City	9	146	16.2	50	0	1	5	5.0	0	5
9/21	at Cincinnati	4	48	12.0	23	1	0	0	0.0	0	—
9/28	TENNESSEE	9	76	8.4	24	0	0	0	0.0	0	—
10/5	CLEVELAND	2	55	27.5	30	0	0	0	0.0	0	—
10/12	at Denver	8	81	10.1	19	0	2	9	4.5	0	12
10/26	ST. LOUIS	5	90	18.0	45	2	1	3	3.0	0	3
11/2	at Seattle	8	66	8.3	14	1	3	14	4.7	0	11
11/9	ARIZONA	6	64	10.7	22 t	2	0	0	0.0	0	—
11/17	at San Francisco	4	44	11.0	27	0	1	-2	-2.0	0	-2
11/23	at Cleveland	1	13	13.0	13	0	0	0	0.0	0	—
11/30	CINCINNATI	13	149	11.5	22	1	0	0	0.0	0	—
12/7	OAKLAND	4	67	16.8	38	0	0	0	0.0	0	—
12/14	at N.Y. Jets	5	68	13.6	25	0	0	0	0.0	0	—
12/21	SAN DIEGO	6	94	15.7	28	1	3	32	10.7	0	25
SEASON TOTALS		95	1,163	12.2	50	10	11	61	5.5	0	25

2002											
Date	Opponent	No.	Yds.	Avg.	Lg.	TD	No.	Yds.	Avg.	TD	Lg.
9/9	at Jacksonville	7	82	11.7	34	0	1	1	1.0	0	1
9/9	at New England	8	90	11.3	17	1	0	0	0.0	0	—
9/15	OAKLAND	7	92	13.1	34 t	2	1	-1	-1.0	0	-1
9/29	CLEVELAND	9	104	11.6	29	0	0	0	0.0	0	—
10/6	at New Orleans	5	45	9.0	21	1	1	11	11.0	0	11
10/13	at Cincinnati	4	24	6.0	12	0	1	20	20.0	0	20
10/21	INDIANAPOLIS	5	76	15.2	31	2	1	8	8.0	0	8
10/27	at Baltimore	8	97	12.1	20	0	0	0	0.0	0	—
11/3	at Cleveland	9	79	8.8	12	1	1	8	8.0	0	8
11/10	ATLANTA	11	139	12.6	30	1	1	29	29.0	0	29
11/17	at Tennessee	10	168	16.8	72 t	2	0	0	0.0	0	—
11/24	CINCINNATI	5	125	25.0	64 t	1	1	39	39.0	0	39
12/1	at Jacksonville	5	51	6.4	12	0	2	19	9.5	0	15
12/8	HOUSTON	9	76	8.4	17	0	2	7	3.5	0	7
12/15	CAROLINA	3	39	13.0	27	0	1	2	2.0	0	2
12/23	at Tampa Bay	6	78	13.0	22	0	0	0	0.0	0	—
12/29	BALTIMORE	5	46	9.2	23 t	1	0	0	0.0	0	—
SEASON TOTALS		112	1,329	11.9	72 t	12	12	142	11.8	0	39

POSTSEASON

1/5	CLEVELAND	11	104	9.5	19	1	1	4	4.0	0	4
1/11	at Tennessee	7	82	11.7	21 t	2	2	1	0.5	0	1
POSTSEASON TOTALS		18	186	10.3	21 t	3	3	5	1.7	0	4

2001											
Date	Opponent	No.	Yds.	Avg.	Lg.	TD	No.	Yds.	Avg.	TD	Lg.
9/9	at Jacksonville	7	82	11.7	34	0	1	1	1.0	0	1
9/30	at Buffalo	9	79	8.8	17	0	1	0	0.0	0	—
10/7	CINCINNATI	8	68	8.5	24	0	0	0	0.0	0	—
10/14	at Kansas City	4	38	9.5	14	1	0	0	0.0	0	—
10/21	at Tampa Bay	3	44	14.7	22	0	1	9	9.0	0	9
10/29	TENNESSEE	2	20	10.0	17	1	1	36	36.0	0	36
11/4	BALTIMORE	9	97	10.8	19	0	0	0	0.0	0	—



11/11 at Cleveland	8	55	6.9	15	0	0	0	0.0	0	—
11/18 JACKSONVILLE	9	112	12.4	28 t	1	1	3	3.0	0	3
11/25 at Tennessee	7	99	14.1	23	0	0	0	0.0	0	—
12/2 MINNESOTA	3	37	12.3	19	0	0	0	0.0	0	—
12/9 N.Y. JETS	10	124	12.4	29	0	3	14	4.7	0	10
12/16 at Baltimore	1	7	7.9	7	0	1	6	6.0	0	6
12/23 DETROIT	7	67	9.6	25	1	0	0	0.0	0	—
12/30 at Cincinnati	3	42	14.0	30	0	1	14	14.0	0	14
1/6/02 CLEVELAND	4	32	8.0	12	0	0	0	0.0	0	—
SEASON TOTALS	94	1,003	10.7	34	4	10	83	8.3	0	36
POSTSEASON										
1/20 BALTIMORE	3	37	12.3	20	0	1	6	6.0	0	6
1/27 NEW ENGLAND	6	64	10.7	24	0	1	-2	-2.0	0	-2
POSTSEASON TOTALS	9	101	11.2	24	0	2	4	2.0	0	6

2000

Date	Opponent	No.	Yds.	Avg.	Lg.	TD	No.	Yds.	Avg.	TD	Lg.
9/3	BALTIMORE	2	20	10.0	13	0	0	0	0.0	0	—
9/17	at Cleveland	5	75	15.0	31	0	0	0	0.0	0	—
9/24	TENNESSEE	5	59	11.8	17	0	0	0	0.0	0	—
10/1	at Jacksonville	2	23	11.5	15	0	0	0	0.0	0	—
10/8	at N.Y. Jets	2	18	9.0	15	0	0	0	0.0	0	—
10/15	CINCINNATI	2	91	45.5	77 t	1	0	0	0.0	0	—
10/22	CLEVELAND	1	5	5.0	5	0	0	0	0.0	0	—
10/29	at Baltimore	2	55	27.5	45 t	1	0	0	0.0	0	—
11/5	at Tennessee	1	7	7.0	7	0	0	0	0.0	0	—
11/12	PHILADELPHIA	2	22	11.0	14	0	0	0	0.0	0	—
11/19	JACKSONVILLE	3	60	20.0	32 t	1	0	0	0.0	0	—
11/26	at Cincinnati	4	70	17.5	34 t	1	2	38	19.0	0	23
12/3	OAKLAND	4	36	9.0	16	0	1	3	3.0	0	3
12/10	at N.Y. Giants	6	64	10.7	23	0	0	0	0.0	0	—
12/16	WASHINGTON	3	31	10.3	13	0	1	12	12.0	0	12
12/24	at San Diego	4	36	9.0	12	0	0	0	0.0	0	—
SEASON TOTALS		48	672	14.0	77 t	4	4	53	13.3	0	23

KICKOFF RETURNS

Date	Opponent	No.	Yds.	Avg.	Lg.	TD
9/3	BALTIMORE	1	23	23.0	23	0
9/17	at Cleveland	1	57	57.0	57	0
9/24	TENNESSEE	3	69	23.0	31	0
10/1	at Jacksonville	0	0	0.0	—	0
10/8	at N.Y. Jets	0	0	0.0	—	0
11/5	at Tennessee	0	-10	-10.0	-10	0
11/19	JACKSONVILLE	2	47	23.5	26	0
SEASON TOTALS		7	186	26.6	57	0

PUNT RETURNS

No.	FC	Yds.	Avg.	Lg.	TD
0	0	0	0.0	—	0
0	0	0	0.0	—	0
0	0	0	0.0	—	0
0	0	0	0.0	—	0
0	0	0	0.0	—	0
0	0	0	0.0	—	0
0	0	0	0.0	—	0
0	0	0	0.0	—	0



WARD'S GAME-BY-GAME STATISTICS (cont.)

RECEIVING							RUSHING				
Date	Opponent	No.	Yds.	Avg.	Lg.	TD.	No.	Yds.	Avg.	Lg.	TD
9/12	at Cleveland	3	51	17.0	42	1	0	0	0.0	0	0
9/19	at Baltimore	2	31	15.5	22	0	1	3	3.0	3	0
9/26	SEATTLE	2	18	9.0	10	0	0	0	0.0	0	0
10/3	JACKSONVILLE	2	19	9.5	11	0	0	0	0.0	0	0
10/10	at Buffalo	6	67	11.2	24	1	1	-5	-5.0	-5	0
10/17	at Cincinnati	3	18	6.0	13	0	0	0	0.0	0	0
10/25	ATLANTA	3	28	9.3	15	0	0	0	0.0	0	0
11/7	at San Francisco	4	31	7.8	13t	1	0	0	0.0	0	0
11/14	CLEVELAND	4	39	9.8	13	0	0	0	0.0	0	0
11/21	at Tennessee	3	20	6.7	9	0	0	0	0.0	0	0
11/28	CINCINNATI	7	89	12.7	34t	1	0	0	0.0	0	0
12/2	at Jacksonville	4	35	8.8	25	0	0	0	0.0	0	0
12/12	BALTIMORE	3	43	14.3	21t	1	0	0	0.0	0	0
12/18	at Kansas City	4	41	10.3	17	0	0	0	0.0	0	0
12/26	CAROLINA	5	40	8.0	12	1	0	0	0.0	0	0
1/2	TENNESSEE	6	68	11.3	15t	1	0	0	0.0	0	0
SEASON TOTALS		61	638	10.5	42	7	2	-2	-1.0	3	0

1998

Date	Opponent	No.	Yds.	Avg.	Lg.	TD.	No.	Yds.	Avg.	Lg.	TD
9/6	at Baltimore	1	12	12.0	12	0	0	0	0.0	0	0
9/13	CHICAGO	0	0	0.0	0	0	0	0	0.0	0	0
9/20	at Miami	1	18	18.0	18	0	0	0	0.0	0	0
9/27	SEATTLE	0	0	0.0	0	0	0	0	0.0	0	0
10/11	at Cincinnati	0	0	0.0	0	0	0	0	0.0	0	0
10/18	BALTIMORE	0	0	0.0	0	0	0	0	0.0	0	0
10/26	at Kansas City	0	0	0.0	0	0	0	0	0.0	0	0
11/1	TENNESSEE	0	0	0.0	0	0	0	0	0.0	0	0
11/9	GREEN BAY	2	56	28.0	45	0	0	0	0.0	0	0
11/15	at Tennessee	2	21	10.5	11	0	0	0	0.0	0	0
1/22	JACKSONVILLE	2	26	13.0	19	0	0	0	0.0	0	0
11/26	at Detroit	2	35	17.5	25	0	0	0	0.0	0	0
12/6	NEW ENGLAND	2	19	9.5	10	0	0	0	0.0	0	0
12/13	at Tampa Bay	1	18	18.0	18	0	0	0	0.0	0	0
12/20	CINCINNATI	1	17	17.0	17	0	1	13	13.0	13	0
12/28	at Jacksonville	1	24	24.0	24	0	0	0	0.0	0	0
SEASON TOTALS		15	246	16.4	45	0	1	13	13.0	0	0

WARD'S CAREER STATISTICS

Regular Season

RECEIVING						RUSHING						
	No.	Yds.	Avg.	LG	TD		No.	Yds.	Avg.	LG	TD	
1998 Pittsburgh (AFC)	15	246	16.4*	45	0	1998 Pittsburgh (AFC)	1	13	13.0	13	0	
1999 Pittsburgh (AFC)	61*	638	10.5	42	7*	1999 Pittsburgh (AFC)	2	-2	-1.0	3	0	
2000 Pittsburgh (AFC)	48*	672	14.5	77t	4	2000 Pittsburgh (AFC)	4	53	13.3	23	0	
2001 Pittsburgh (AFC)	94*	1,003	10.7	34	4	2001 Pittsburgh (AFC)	10	83	8.3	36	0	
2002 Pittsburgh (AFC)	112*	1,329*	11.9	72t	12*	2002 Pittsburgh (AFC)	12	142	11.8	39	0	
2003 Pittsburgh (AFC)	95*	1,163*	12.2	50	10	2003 Pittsburgh (AFC)	11	61	5.5	25	0	
NFL Totals (6 years)	425	5,061	11.9	77t	37	NFL Totals (6 years)	42	350	8.3	39	0	
KICKOFF RETURN						PUNT RETURN						
	No.	Yds.	Avg.	LG	TD		No.	FC	Yds.	Avg.	LG	TD
1999 Pittsburgh (AFC)	1	24	24.0	24	0	1999 Pittsburgh (AFC)	1	0	2	2.0	2	0
2000 Pittsburgh (AFC)	7	186	26.6	57	0	2000 Pittsburgh (AFC)	0	0	0	0.0	=	0
NFL Totals (5 years)	8	210	26.3	57	0	NFL Totals (5 years)	1	0	2	2.0	2	0

Postseason

RECEIVING						RUSHING					
No.	Yds.	Avg.	Lg.	TD		No.	Yds.	Avg.	Lg.	TD	
2001 Pittsburgh (AFC)	9	101	11.2	24	0	2001 Pittsburgh (AFC)	2	4	2.0	6	0
2002 Pittsburgh (AFC)	18*	186*	10.3	21t	3*	2002 Pittsburgh (AFC)	3	5	1.7	4	0
NFL Totals (2 years)	27	287	10.6	24	3	NFL Totals (2 years)	5	9	1.8	6	0

*Team Leader



27 WILLIE WILLIAMS

CORNERBACK

Steelers

**HEIGHT**—5-9**WEIGHT**—194**COLLEGE**—Western Carolina**BIRTHDATE**—December 26, 1970**BIRTHPLACE**—Columbia, S.C.**HOW ACQUIRED**—UFA-'04 (Seattle)/D6-'93 (By Steelers)**NFL EXPERIENCE**—12th Year**GAMES PLAYED-STARTED/POSTSEASON**—'93 (16-9/1-0), '94 (16-15/2-0), '95 (16-15/3-3), '96 (15-14/2-2), '97 (16-16/0-0), '98 (14-14/0-0), '99 (14-14/1-1), '00 (16-15/0-0), '01 (14-14/0-0), '02 (15-12, 0-0), '03 (15-1/1-0)**CAREER TOTALS:** 167-104 (10-6)**STEELERS TOTALS:** 63-30 (6-3)

PRO: Was re-signed May 26, 2004 after playing the past seven years with the Seattle Seahawks...will add depth and experience to a relatively young secondary...played his first four seasons with Pittsburgh after being drafted in the sixth round in 1993...played 63 games with 30 starts and was credited with 167 tackles and had eight interceptions, three forced fumbles and two fumble recoveries for Pittsburgh...led the AFC in interceptions in 1995 with seven.

2003: Accepted a diminished role in 2003 but still played in 15 games, mostly on special teams and in the nickel....collected 14 tackles (11 solo) and two passes defended to go along with four special teams tackles in 11th NFL season...made biggest impact by sharing his experience and knowledge of the NFL with rookies Marcus Trufant and Ken Hamlin, helping them make an immediate impact on the team and the NFL...recorded three tackles (two solo) against New Orleans (9/7)...registered a season-high four tackles (three solo) at Arizona (9/14)...knocked down a pass versus San Francisco (10/12)...added three solo tackles at Cincinnati (10/26)...played special teams in his 10th career postseason game at Green Bay in the Wild Card Game (1/4/04).

2002: Played in 15 total games, 14 as the team's third corner and had one start versus Minnesota (9/29) in place of Shawn Springs (foot)...totaled 24 tackles with a sack, interceptions forced fumble and fumble recovery...also saw action on special teams coverage units and totaled six stops...opened the season with an interception at Oakland (9/8)...had three solo tackles, and first sack of the season, third career, at Atlanta (12/15) that forced a fumble, where he picked it up and ran 25 yards for a touchdown, the fifth score of career.

2001: Missed two games (at Cleveland—9/9 and vs. Philadelphia—9/23) due to a fractured forearm...tied for 10th in the AFC with four interceptions and led the team with 16 passes defended...returned to starting lineup from injury and tallied five tackles at Oakland (9/30)...had five tackles, two passes defended and a forced fumble that helped set up a Rian Lindell field goal in the fourth quarter versus Jacksonville (10/7)...intercepted two passes in the first 10:52 versus Miami (10/28) and had seven total tackles, marking third time in career with two interceptions in the same game and first since December 10, 1995, at Oakland (7/

CAREER HIGHLIGHTS

- ◆ 1995 Led AFC in Interceptions (7)

games)...collected four tackles and an interception at Washington (11/4)...started at left corner and posted four solo tackles, two passes defended and a team-leading fourth interception versus San Diego (12/2). **2000:** Played all 16 games with 15 starts...tied (Jay Bellamy) for the team-lead with four interceptions with one touchdown, a 69-yard jaunt at San Diego (9/24), his fourth career score and longest return of his career...tied (Shawn Springs) for the team-lead in tackles vs. Buffalo (12/23) with eight stops (seven solo)...recovered a fumble vs. Indianapolis (10/22), his fourth career, that led to a Seattle touchdown...intercepted Rich Gannon the following week at Oakland (10/22)...left the Kansas City (10/29) game in the third quarter with a shoulder stinger but returned in the fourth quarter in the nickel package...did not start the next week but saw action in the final quarter at Jacksonville (11/12)...intercepted his third of the season vs. Denver (11/26) to halt a Broncos scoring opportunity in Seattle territory...recorded his second career sack at Atlanta (12/3) causing a fumble that was recovered by Michael Sinclair. Sealed Seattle's comeback win vs. Oakland (12/16) intercepting Rich Gannon late in the fourth quarter. **1999:** Played in 14 games with 14 starts...was inactive versus Tampa Bay (11/28) with injury (concussion) and did not play (foot) versus San Diego (12/12)...registered 72 tackles (65 solo) and tied for the team lead with five interceptions, one which he returned 40 yards for a touchdown in season opener versus Detroit finished third overall. **1998:** Started 14 games at right cornerback...helped limit the Eagles (9/6) to just 63 yards passing in season opening victory over Philadelphia...teamed with cornerback Shawn Springs to hold the Eagles' receivers to just four catches...tied for second on the team with five tackles...scored the second touchdown of his career by returning an interception 28 yards for a score versus Arizona (9/13), which was part of an NFL record 13 return touchdowns by the Seahawks in 1998...recorded seven tackles and a pass defended versus Washington (9/20)...had six solo tackles and two passes defended at Pittsburgh (9/27)...recorded four passes defended and finished tied for second with eight tackles versus Denver...intercepted a pass versus Oakland (11/1)...was inactive with a hamstring injury at Dallas (11/22), and with a foot injury versus San Diego (12/13). **1997:** Started all 16 games at cornerback after signing as an unrestricted free agent from Pittsburgh on Feb. 18...recorded a career-high 12 tackles, including 11 solos, to help pace a 26-22 win over San Diego 99/21)...forced fumbles at Denver (11/2) and Oakland (12/14)...picked off his only pass of the season versus San Francisco (12/21). **1996:** Played 15 games, starting 14, at right cornerback...did not play at Jacksonville (9/1) because of a shoulder injury...totaled 76 tackles, one off his 1995 single-season best and one interception...had his first career sack, a forced fumble and four passes defended versus Houston (9/29)...started both postseason games and was credited with six tackles. **1995:** Started 15 of 16 games, playing but not starting at Houston (9/10) in game two...led the AFC and was third in the NFL with seven interceptions...started the season as the starting right cornerback, then started 11 of 14 games at left cornerback...started the other three games on the right side, versus Jacksonville (10/29), at Cincinnati (11/19), and versus Houston (12/3)...picked off two passes versus San Diego (10/1) and returned one 63 yards for a touchdown...also picked off two at Oakland (12/10) and had an interception and fumble recovery versus Cleveland (11/13) on consecutive series...named AFC Defensive Player of the Month after recording 27 tackles, and three interceptions...posted a career high 77 tackles, a total that led all defensive backs and finished third overall...had a single-game best nine at Oakland (12/

10)...started all three postseason games at left cornerback, including Super Bowl XXX...led the secondary with 15 tackles, including a touchdown-saving stop in the AFC Championship Game...had five tackles versus Dallas in the Super Bowl. **1994:** Played 16 games and both postseason contests...made first career start at Pittsburgh as an extra defensive back...led team with 19 special teams tackles, including 12 solo stops...had five special teams tackles at San Diego (12/24). **1993:** Played 16 regular season and one postseason game as a reserve, despite breaking his wrist in game four. Credited with nine tackles on defense and six on special teams, including a forced fumble.

COLLEGE: Was a three-year starter at Western Carolina...earned first-team All-Southern Conference choice as a senior after recording 62 tackles and one interception...was a two-time, second-team pick...had a single-season bests of 87 tackles as a junior and three interceptions as a sophomore...finished his career with 217 tackles, 41 passes defended, six interceptions, six tackles for loss, and a sack...set a school record for a defensive back in total tackles and passes defended...majored in Sports Management.

PERSONAL: Member of the state championship team as a senior at Spring Valley High School in Columbia, S.C...intercepted eight passes and averaged 30.0 on kickoff returns as a senior...also played wide receiver and lettered in track...is married (Melissa) and has two sons, Dominique (8/6/95) and Donovan (11/17/99). Melissa has a degree in Office Administration from South Carolina. They live in Issaquah, Wash...nicknamed Mighty Mouse....Full name: Willie James Williams Jr.

WILLIAMS' CAREER STATISTICS

Regular Season

TACKLES	Solo	AT	Tot.	Sp.T.	Sacks	FF	FR	INTERCEPTIONS	No.	Yds.	Avg.	LG	TD
1993 Pittsburgh (AFC)	7	2	9	6	0.0/0	0	0	1993 Pittsburgh (AFC)	0	0	0.0	—	0
1994 Pittsburgh (AFC)	5	0	5	19	0.0/0	0	0	1994 Pittsburgh (AFC)	0	0	0.0	—	0
1995 Pittsburgh (AFC)	69	8	77	1	0.0/0	1	1	1995 Pittsburgh (AFC)	7*	122	17.4	63t	1
1996 Pittsburgh (AFC)	66	10	76	0	1.0/9	2	1	1996 Pittsburgh (AFC)	1	1	1.0	1	0
1997 Seattle (AFC)	58	9	67	0	0.0/0	2	0	1997 Seattle (AFC)	1	0	0.0	0	0
1998 Seattle (AFC)	53	13	66	5	0.0/0	0	1	1998 Seattle (AFC)	2	36	18.8	28t	1
1999 Seattle (AFC)	65	7	72	6	0.0/0	0	0	1999 Seattle (AFC)	5	43	8.6	40t	1
2000 Seattle (AFC)	51	9	60	0	1.0/8	1	1	2000 Seattle (AFC)	4	74	18.5	69t	1
2001 Seattle (AFC)	60	12	72	4	0.0/0	1	1	2001 Seattle (AFC)	4	24	6.0	24	0
2002 Seattle (NFC)	20	4	24	6	1.0/9	1	1	2002 Seattle (NFC)	1	2	2.0	2	0
2003 Seattle (NFC)	11	3	14	4	0.0/0	0	0	2003 Seattle (NFC)	0	0	0.0	—	0
NFL Totals (12 years)	465	77	542	52	3.0/26	8	6	NFL Totals (12 years)	25	302	12.1	69t	4


*AFC Leader

Postseason

TACKLES	Solo	AT	Tot.	Sp.T.	Sacks	FF	FR	INTERCEPTIONS	No.	Yds.	Avg.	LG	TD
1993 Pittsburgh (AFC)	2	0	2	0	0.0/0	0	0	1993 Pittsburgh (AFC)	0	0	0.0	—	0
1994 Pittsburgh (AFC)	0	0	0	0	0.0/0	0	0	1994 Pittsburgh (AFC)	0	0	0.0	—	0
1995 Pittsburgh (AFC)	11	4	15	0	0.0/0	0	0	1995 Pittsburgh (AFC)	0	0	0.0	—	0
1996 Pittsburgh (AFC)	6	0	6	0	0.0/0	0	0	1996 Pittsburgh (AFC)	1	0	0.0	0	0
1999 Seattle (AFC)	6	0	6	0	0.0/0	0	0	1999 Seattle (AFC)	0	0	0.0	—	0
2003 Seattle (NFC)	0	0	0	0	0.0/0	0	0	2003 Seattle (NFC)	0	0	0.0	—	0
NFL Totals (6 years)	25	4	29	0	0.0/0	0	0	NFL Totals (6 years)	1	0	0.0	0	0

First-Year Free Agents

5 MIKE BARR PUNTER



HEIGHT-6-2
WEIGHT-230
COLLEGE- Rutgers
BIRTHDATE- December 8, 1978
BIRTHPLACE- Lynchburg, Virginia
HOW ACQUIRED- FA-'04
NFL EXPERIENCE- 1st Year

PRO: Signed with the Steelers Jan. 15, 2004...was allocated to the Frankfurt Galaxy of the NFL Europe League...averaged 37.9 yards on 35 punts with Frankfurt...was in training camp with the Washington Redskins and the New York Jets but was released both times.

COLLEGE: Finished career as one of the top punters in Rutgers history...finished career as the Scarlet Knights all-time leader with 40.2 yards per punt...ranked second in school history with 251 career punts...was Rutgers' all-time leader with 10,096 yards...finished career ranked second all-time in career punting yards in BIG EAST...finished career ranked fourth all-time in total number of career punts in BIG EAST. **2002:** Ranked fourth in the BIG EAST, averaging 40.3 yards per punt as a senior...led Conference with 92 punts...also led BIG EAST with 3,707 punting yards...had a long kick of 60 yards...dropped 29 kicks inside the opponents' 20-yard line...received Scarlet Knights' "12th Man Award." **2001:** Set school records for punting average (42.0), total punts (84) and total yards punting (3,526)...was named Most Valuable Player - Special Teams...booted 23 punts of 50+ yards, including a career-best 63-yarder vs. Pittsburgh (11/10)...dropped 19 punts inside the 20-yard line. **2000:** Had 13 punts downed inside the 20-yard line...11 of his punts resulted in fair catches...punted 58 times for 2,192 yards (37.8 average)...Had a long kick of 55 yards versus Miami and Syracuse. **1999:** Redshirted. **1998:** Saw action as a true freshman when he was pressed into service versus Boston College...punted 17 times for a 39.5 yard average.

PERSONAL: Averaged 43 yards per punt for a 12-2 Brookville (High School) team in 1996 and earned second-team All-State honors by AP and Coaches Association...had a career long punt of 63 yards...also played on the offensive line and at linebacker as well as handling place kicking chores...had two INTs and scored two defensive TDs...Full name: Muke Barr



6 ROB BIRONAS

KICKER



HEIGHT—6-0

WEIGHT—200

COLLEGE—Georgia Southern

BIRTHDATE—January 29, 1978

BIRTHPLACE—Louisville, Ky.

HOW ACQUIRED—FA-'04

NFL EXPERIENCE—1st Year

PRO: Signed with the Steelers June 10, 2004...played with the Carolina Cobras of the Arena Football League in 2004...signed with the Cobras Oct. 24, 2003 as an unrestricted free agent...scored 121 points, including 17 field goals and 70 PATs...converted 17 of 40 field goal attempts and 70 of 80 extra points...saw action in two 2003 preseason games with the Tampa Bay Buccaneers (8/18 and 8/24)...played 12 games for the Charleston Swamp Foxes during the 2003 af2 (Arena Football 2) campaign...set career, season and team records by connecting on 12 of 27 field goal attempts during the season...ranked among team leaders in scoring (94 points)...signed with the Green Bay Packers in April 2002 prior to being released during training camp.


COLLEGE: Began collegiate career at Auburn (1996-1999) prior to transferring to Georgia Southern for his senior season in 2000...was a part of the Eagles' NCAA Division I-AA National Championship team...connected on 7 of 13 field goal attempts and accounted for 39 total points during the season...semi-finalist for Lou Groza Award in 1998...majored in marketing.

PERSONAL: Prepped at Trinity High School (Louisville, KY) where he lettered in soccer, football, swimming and track...first preseason NFL contest was broadcast on Monday Night Football...worked with kickers and punters at Providence High School in Charlotte during offseason...Full name: Rob Bironas.



25 NASHVILLE DYER

CORNERBACK



HEIGHT—5-10

WEIGHT—180

COLLEGE—Kent State

BIRTHDATE—November 6, 1979

BIRTHPLACE—St. Catherine, Jamaica

HOW ACQUIRED—FA-'04

NFL EXPERIENCE—1st Year

PRO: Signed with the Steelers Jan. 15, 2004 and was allocated to the Amsterdam Admirals of the NFL Europe League...played in six games and made three starts before suffering a quad injury...was originally signed by the Steelers as an undrafted rookie free agent in April 2003, but was released by the team prior to the season.

COLLEGE: Made 31 career starts...is tied for 10th in Kent State history with nine career interceptions. **2002:** Was a team co-captain as a senior...finished second on the team with 63 tackles (50 solo)...led team with four interceptions and 12 pass breakups...also forced two fumbles. **2001:** Led the team and ranked second in the MAC with four interceptions...registered 27 tackles (24 solo). **2000:** Started seven games...made 43 tackles (29 solo). **1999:** Started five games at cornerback as a redshirt freshman...recorded 28 tackles (18 solo). **1998:** Redshirted...majored in communications studies.

PERSONAL: Was named to the All-Palm Beach County First Team at wide receiver as a senior at Suncoast (Fla.) High School...earned third-team all-state and first-team all-conference honors his final season...team advanced to the district playoffs in 1997...is the son of Una Mitchell...lives in Riviera Beach, Florida...Full name: Nashville Dyer.



74 JIM JONES

GUARD



HEIGHT-6-3
WEIGHT-315
COLLEGE- Notre Dame
BIRTHDATE- January 27, 1978
BIRTHPLACE- Chicago, Ill.
HOW ACQUIRED- FA-'04
NFL EXPERIENCE- 1st Year

PRO: Is a combination G/C who signed with the Steelers as a free agent Jan. 15, 2004. **2003:** Spent the 2003 season on the Baltimore Ravens' practice squad...allocated by the Ravens to the Rhein Fire of NFL Europe League in the spring of 2003. **2002:** Spent the 2002 season on the Ravens' practice squad...was originally signed (Reserve/Future) by Houston on 1/9/02...waived by Houston on 4/26/02...signed as a free agent by the Ravens on 7/24/02...waived by Baltimore on 9/2/02...was signed to the Ravens' practice squad on 10/16/02...had practice squad contract terminated on 11/19/02...signed back to the Ravens' practice squad on 11/27/02...signed by the Ravens (Reserve/Future) on 12/31/02. **2001:** Originally signed by Baltimore as a rookie free agent on 4/27/01...was waived by Baltimore on 9/3/01.

COLLEGE: Named to All-Independent team by Collegefootballnews.com after senior campaign...started in 12 games at LG as a senior, including Oregon State in 2001 Tostitos Fiesta Bowl...helped Irish score four TDs and collect 380 yards rushing vs. Boston College, the highest rushing total for an Irish team since 1996...started first 10 games at LG as a junior...missed final 2 games of season after spraining his arch against Pittsburgh...played in two games as reserve G against Stanford and Navy as a sophomore...as a freshman, appeared in one game as backup NG vs. Boston College...graduated with a degree in Sociology.

PERSONAL: First-team All-State pick on both offense and defense by *Chicago Tribune*, *Chicago Sun-Times* and *Champaign News-Gazette* while at Richards (Oak Lawn, IL) H.S....earned three letters in football...was a team captain as a senior...named player of the year in 1995 by *Chicago Ridge Star*...was a member of the *Chicago Sun Times* Super 25 All-Area team...lives in Chacago Ridge, Illinois...Full name: James Michael Jones.





45 CHANCE PEARCE

LONG SNAPPER



HEIGHT–6-2

WEIGHT–268

COLLEGE– Texas A&M

BIRTHDATE– May 11, 1980

BIRTHPLACE– Brownwood, Texas

HOW ACQUIRED– FA-'04

NFL EXPERIENCE– 1st Year

PRO: Signed with the Steelers as a free agent Jan. 15, 2004...will compete for long-snapping job...was originally drafted by Houston in the seventh round (233rd overall) of the 2003 NFL Draft...was released by Houston prior to the regular season.

COLLEGE: Had just one errant snap in 490 attempts as an Aggie. **2002:** Played in all 12 games as a senior...made 131 snaps on PAT and FGs without an errant snap. **2001:** Played in all 11 games, plus Galleryfurniture.com Bowl win over TCU as a junior in 2001...made 117 snaps on PAT and FGs without an errant snap. **2000:** Played in all 11 games, plus Independence Bowl against Mississippi State as a sophomore...had one errant snap in 118 attempts. **1999:** Played in all 11 games, plus Alamo Bowl versus Penn State as a true freshman...delivered 124 snaps without error...helped A&M average 46.5 yards per punt...majored in agricultural development.

PERSONAL: Was a second-team all-state selection as a senior tight end at Brownwood (TX) High School...had 14 catches for 183 yards and five TDs...also lettered in basketball, track, golf and baseball...lives in Brownwood, Texas...Full name: Chance Douglas Pearce.



61 MORGAN PEARS

TACKLE



HEIGHT– 6-6

WEIGHT– 325

COLLEGE– Colorado State

BIRTHDATE– May 4, 1980

BIRTHPLACE– Denver, Colo.

HOW ACQUIRED– FA'04

NFL EXPERIENCE– 1st Year

PRO: Was signed to the Steelers practice squad September 30, 2003...originally signed with the Miami Dolphins as an undrafted college free agent on May 1, 2003...was released by Miami during the 2003 preseason.


COLLEGE: Opened 35 of the 45 games in which he played during his college career (1999-2002), including all 26 at left guard over his final two seasons...started all 14 contests as a senior and registered 78 knockdowns while helping to pave the way for an offense that averaged 388.6 yards of total offense per game and yielded a total of only 15 sacks...majored in liberal arts

PERSONAL: Attended Kennedy High School in Denver, Colo., where he was an all-city, all-conference and all-state choice as a senior...was named the 13th-best offensive lineman in the Central region by Prep Star following his senior season...played both offensive tackle and noseguard...also earned letters in wrestling and track...full name is Morgan T. Pears.



18 BRIAN ROBINSON

WIDE RECEIVER



HEIGHT-6-3
WEIGHT-212
COLLEGE-Houston
BIRTHDATE-June 24, 1979
BIRTHPLACE-Daytona Beach, Fla.
HOW ACQUIRED-FA-'04
NFL EXPERIENCE-1st Year

PRO: Signed with the Steelers as a free agent Jan. 15, 2004...originally signed with the Steelers as an undrafted free agent in April 2003, but was released prior during the preseason...did not play in 2003.


COLLEGE: Finished his career among school's top-10 in both receptions (135) and receiving yards (1,696). **2002:** Finished second on the team with 29 receptions for 518 yards and two touchdowns...played all 12 games and started 11. **2001:** Played in all 11 games, including the last six as a starter...finished the season with 23 catches for 274 yards and three touchdowns...also rushed six times for 47 yards. **2000:** Named second-team All-Conference USA after an 80-catch season...did not begin the season as a starter, but was thrust into the lineup with the season-ending injury to Orlando Iglesias...started eight games...his 15 catches against Army were the most by a Cougar receiver in eight years...hauled in 11 catches for a career-best 154 yards versus Tulane...also posted double-figures in catches with 12 for 124 yards versus East Carolina. **1999:** Had three receptions for 14 yards. **1998:** Redshirted...majored in kinesiology.

PERSONAL: Was a three-year starter at Mainland (Fla.) High School...was a first-team All-Area choice...named the eighth-best wide receiver in Florida and a State Top 75 by the *Florida Times Union*...was an All-Southeast Region Selection by the *National Recruiting Advisor*...led Mainland to a 9-2 record and the District 5-5A championship...caught 31 passes for 515 yards and five touchdowns as a senior...is the son of Shirley Robinson...younger brother, Bruce, is on the Houston football team...Full name: Brian Robinson.



Steelers 2004 Draft Picks

7 BEN ROETHLISBERGER QUARTERBACK



HEIGHT—6-5

WEIGHT—241

COLLEGE—Miami (Ohio)

BIRTHDATE—March 2, 1982

BIRTHPLACE—Findlay, Ohio

HOW ACQUIRED—D1-'04 (#11)

NFL EXPERIENCE—Rookie

COLLEGE: Was a three-year starter at Miami (Ohio)...rewrote virtually every school game, season and career passing records in just 38 games...completed 854-of-1,304 passes (65.5%) for 10,829 yards, 84 touchdowns and 34 interceptions, topping the previous all-time records of 903 pass attempts, 6,524 yards and 49 scores by Mike Bath (1997-2000), 484 pass completions by Sam Ricketts (1994-97), 27 interceptions by Larry Fortner (1975-78) and 61.6 pass completion percentage by Terry Morris (1985-86)...added 246 yards and seven scores on 269 carries (0.9 avg.)...set another RedHawks career-record with 11,075 yards in total offense, surpassing the old mark of 7,010 yards by Bath...became only the third player in Mid-American Conference history to throw for over 3,000 yards in three seasons and was the 10th passer in conference annals to throw for over 10,000 yards in a career...became only the eighth player in school history to earn All-American honors...can also handle punting chores, kicking 24 times for 963 yards (40.1 avg.), with 17 attempts downed inside the 20-yard line. **2003:** Was an All-American first-team selection by *The NFL Draft Report*, earning third-team honors from the Associated Press...was a semifinalist for the Davey O'Brien Award, given to the nation's top passer...earned All-Mid American Conference first-team honors and named the conference's Most Valuable Player and Offensive Player of the Year...guided the team to its first bowl appearance since 1986 and its first postseason victory in 28 seasons...led an offense that established conference season records with 553 points scored and 7,016 yards in total offense...in 14 games, he completed 342-of-495 passes (69.1%) for 4,486 yards, 37 touchdowns and only 10 interceptions, breaking his own 2002 school season-records (attempts, completions, yards, touchdowns)...gained 111 yards with three scores on 67 carries (1.7 avg.)...totaled 4,597 yards in offense, breaking his own 2001 record of 3,294 yards. **2002:** Earned All-American honorable mention and was a n All-MAC second-team pick by *The NFL Draft Report*, adding second-team All-MAC honors




from the league's media...completed 271-of-428 passes (63.3%) for 3,238 yards and 22 touchdowns...scored once on 82 carries...also had 11 punts for 482 yards (43.8 avg), with nine kicks downed inside the 20-yard line. **2001:** Was the nation's premier first-year quarterback, earning first-team Football Writer's Association of America Freshman All-American honors...was the first RedHawk to earn MAC Freshman of the Year since Deland McCullough in 1992...named second-team All-MAC...was the first freshman in the program's history to be nominated for the MAC's Vern Smith MVP award...ranked second in the conference in passing yards (258.8 ypg), total offense (274.5 ypg), pass efficiency (146.5) and touchdowns...re-wrote the Miami single-season record book for passing yards (3,105), completions (241), touchdown passes (25), completion percentage (.663) and total offense (3,294)...his passing yards, touchdown passes and total offense were tops in the nation among freshman signal-callers...set MAC freshman records for passing yards and touchdown passes...threw touchdown passes in his first nine collegiate games after starting just twelve games in high school at quarterback...earned MAC Eastern Division Offensive Player of the Week against Cincinnati, Buffalo, and Akron...named USA Today MAC Player of the Week three times (Cincinnati, Akron, and Bowling Green). **2000:** Redshirted in 2000...majored in physical education.

PERSONAL: Attended Findlay (Ohio) High...started at quarterback for varsity only as a senior...played wide receiver for varsity as a junior...played quarterback for junior varsity team as a freshman and sophomore...earned Ohio's Division I Offensive Player of the Year as a senior in 1999...was runner-up for 1999 Mr. Football honors in Ohio...set state records by throwing for 4,041 yards and 54 touchdowns during his senior campaign and also ran for seven scores...named League, District and Toledo Blade Player of the Year...helped the team compile a 23-9 record, which included two league champion-ships and a state playoff appearance...played in Ohio North-South and Ohio-Pennsylvania Big 33 All-Star games...tossed two touchdowns, including the game-winner, in the North-South game...was an All-League and All-District performer in baseball and basketball...was a team captain in all three sports...is the son of Ken and Brenda Roethlisberger...Full name: Ben Roethlisberger.



21 RICARDO COLCLOUGH

CORNERBACK



(pronounced COKE-lee)

HEIGHT—5-11

WEIGHT—186

COLLEGE—Tusculum

BIRTHDATE—April 18, 1982

BIRTHPLACE—Sumter, S.C.

HOW ACQUIRED—D2-'04 (#38)

NFL EXPERIENCE—Rookie


COLLEGE: Small college standout with outstanding natural talent...was heavily recruited coming out of high school, but enrolled at Kilgore (Tex.) Junior College to improve his academic standing...in just two seasons at Tusculum, he set school career-records with 15 interceptions (138 yards in returns) and 38 passes defended...recorded 106 tackles (60 solos) with seven stops behind the line of scrimmage...added 345 yards and two touchdowns on 24 punt returns (14.4 avg.) and 659 yards with a pair of scores on 23 kickoff returns (28.7 avg.)...his punt return average of 14.4 yards set a school all-time record...his kickoff return average of 28.7 yards surpassed the old school career-record of 27.4 yards by Larry Crosby (1991-93). **2003:** Consensus All-American first-team selection...earned Small College Defensive Player of the Year honors from *The NFL Draft Report*...All-South Atlantic Conference first-team pick...started every game at left cornerback...recorded 59 tackles (37 solos) with four stops for losses of 8 yards...shattered the school season-record with eleven interceptions for 111 yards (10.0 avg.) in returns, including a touchdown...deflected 13 passes...his total of 24 passes defended broke Strickland's previous record of 16 set in 2000...returned 19 punts for 270 yards (14.2 avg.) and a touchdown...added 552 yards and a pair of scores on 19 kickoff returns (29.1 avg.)...ranked second on the team with an average of 84.8 all-purpose yards per game, despite playing on defense. **2002:** All-South Atlantic Conference second-team choice...started the first nine games at left cornerback...recorded 47 tackles (23 solos) with three stops behind the line of scrimmage and 12 pass deflections...intercepted four passes for 27 yards in returns...gained 107 yards on four kickoff returns (26.8 avg.) and 75 yards on five punt returns (15.0 avg.) and a touchdown. **(JUNIOR COLLEGE) 2001:** Earned All-American and All-Conference honors at Kilgore (Tex.) Junior College...averaged 40 yards per kickoff return including five touchdowns and had four interceptions in his final season at Kilgore, starting 12 games. **2000:** Played in 10 games, earning five stats, as a freshman...majored in sports management.

PERSONAL: Attended Sumter (S.C.) High...was an All-Conference and All-Area standout...played in the North/South All-Star game...led Sumter to the region title as a senior...is the son of Carol Colclough ...Full name: Ricardo Sanchez Colclough.



78 MAX STARKS

TACKLE



HEIGHT—6-7

WEIGHT—337

COLLEGE—Florida

BIRTHDATE—January 10, 1982

BIRTHPLACE—Orlando, Fla.

HOW ACQUIRED—D3-'04 (#75)

NFL EXPERIENCE—Rookie

COLLEGE: Competed as a left offensive tackle and right guard as a senior after playing left tackle as a junior and right tackle during his sophomore campaign...was elected a University of Florida Student Senator during his freshman year...comes from a family rich in football tradition, as six relatives played in the National Football League, including his father, Ross Browner, who was a two-time (1976, 1977) All-American defensive lineman at Notre Dame and was the recipient of the 1976 Outland Trophy and the 1977 Lombardi Trophy. Browner also placed fifth in the 1977 Heisman Trophy balloting and was a first-round selection in the 1978 NFL Draft by Cincinnati...started 36 of 43 games during his career. **2003:** All-American third-team and All-Southeastern Conference first-team selection by *The NFL Draft Report*...added All-SEC first-team honors from the league's coaches...shared the team's Offensive Captain's Award with tight end Ben Troupe...received the Bob Bryan Student-Athlete Award...registered 82 knockdowns/key blocks as he helped the offense average 391.4 yards per game. **2002:** All-Southeastern Conference honorable mention...started every game at left tackle...participated in 1,044 plays and recorded 71 knockdowns, including seven that resulted in touchdowns...helped the offense average 406.9 yards per game. **2001:** Named the team's Most Improved Offensive Lineman...started every game at right offensive tackle, participating in 752 plays as he totaled 54 knockdowns for an offense that generated 5,803 yards, an average of 527.5 yards per game. **2000:** Was a backup at offensive tackle as a true freshman...played in seven games for 125 plays...majored in sociology.

PERSONAL: Attended Lake Highland (Orlando, Fla.) Prep...was one of the state's top offensive linemen in 1999...named to *Super Prep's*, *National Bluechips* and *Prep Star's* All-American teams...was a *USA Today* honorable mention All-American...Super Prep ranked him among the state of Florida's top 20 players and top three offensive linemen...Also a two-time All-Conference selection in basketball...was heavily involved in the community in college, including serving as a tutor and working with Kids Against Drugs, Alcohol and Tobacco...is the son of Ross Browner and Max and Eleanor Starks...Full name: Max W. Starks.



93 NATHANIEL ADIBI

LINEBACKER

**HEIGHT**—6-3**WEIGHT**—249**COLLEGE**—Virginia Tech**BIRTHDATE**—January 25, 1981**BIRTHPLACE**—Hampton, Va.**HOW ACQUIRED**—D5-04 (#145)**NFL EXPERIENCE**—Rookie


COLLEGE: Played defensive end in college, but will make the conversion to linebacker in the pros...started 44-of-48 games, recording 186 tackles (107 solos) with 20.5 sacks for minus-143 yards, 33 stops for losses of 171 yards, 55 quarterback pressures, a pair of fumble recoveries, four forced fumbles, 10 pass deflections and two blocked kicks. **2003:** Was an All-Big East Conference second-team choice...moved to strong-side defensive end, starting 11 contests...finished with 45 tackles (24 solos), 5.5 sacks for minus 39 yards, eight stops for losses of 44 yards and 19 quarterback pressures...deflected five passes and returned a blocked punt 25 yards...recovered and caused a fumble. **2002:** Started 13 games at weak-side defensive end, recording 55 tackles (37 solos) with a career-high nine sacks, 15 stops for losses and 16 quarterback pressures...blocked a punt, caused three fumbles and deflected two passes. **2001:** Started eight regular season games and the Gator Bowl at weak-side defensive end...finished with 41 tackles (18 solos), one sack, two stops for minus-11 yards and 15 quarterback pressures...also deflected two passes. **2000:** Started every game at weak-side defensive end during his redshirt freshman season...recorded 45 tackles (28 solos) with five sacks, eight stops for losses and five quarterback pressures...deflected a pass and recovered a fumble. **1999:** Redshirted...majored in residential property management.

PERSONAL: Attended Phoebus (Hampton, Va.) High...competed as a running back and defensive end...listed as the No. 10 defensive lineman in the country by *Prep Star*, the No. 4 jumbo athlete in the nation by *Super Prep* and the No. 8 athlete by *The National Recruiting Advisor* prior to his senior season...was a first-team Group AAA All-State pick as a defensive lineman...Named the No. 6 prospect in Virginia by *The Roanoke Times*...named District Offensive and Defensive Player of the Year as a senior...posted 101 tackles in 1998, including a school single-season record 16 sacks...finished with 35 career sacks...led the district in rushing as a senior (855 yards and 10 touchdowns)...won the state Group AAA outdoor shot put championship as a junior and was second as a senior...is the son of Abiodun and Leanne Adibi...brother, Xavier, was a teammate and freshman linebacker at Virginia Tech in 2003...Full name: Nathaniel Barnell Adibi.



65 BO LACY

TACKLE

**HEIGHT**—6-4**WEIGHT**—300**COLLEGE**—Arkansas**BIRTHDATE**—November 22, 1980**BIRTHPLACE**—New Port, Ark.**HOW ACQUIRED**—D6-'04 (#177)**NFL EXPERIENCE**—Rookie


COLLEGE: Was a two-year starter at the demanding left offensive tackle position, played a key role in the success of the Razorbacks' running game in 2002 and 2003...is ambidextrous. **2003:** Started all 13 games at left tackle...registered 53 knockdowns, including a season-high 13 versus Alabama. **2002:** Started all 14 games at left tackle...his 56 knockdown blocks ranked second on team...tallied at least four knockdown blocks in 11 of 14 contests. **2001:** Appeared in the final eight games of the regular season...logged time as the reserve left tackle and a lineman on the PAT and field goal special team units...played a season high 83 snaps, including the entire second half and all seven overtime periods, in the Hogs' 58-56 victory at Ole Miss. **2000:** Appeared in eight games, including the Las Vegas Bowl, as a reserve right tackle...played 19 snaps in the season opener against Southwest Missouri State and earned a grade of 73 percent including a perfect score of 100 percent on passing plays. **1999:** Redshirted...majored in communications.

PERSONAL: Attended Newport (Arkansas) High School...was highly regarded by all the recruiting services and earned a spot on the Hooten's Arkansas Football Super Team...grew up wanting to be a Razorback and committed early, never considering another school...is the son of Gay and Sandra Lacy...Full name: Gay "Bo" Lacy.



88 MATT KRANCHICK

88 TIGHT END



HEIGHT—6-7

WEIGHT—260

COLLEGE—Penn State

BIRTHDATE—December 13, 1979

BIRTHPLACE—Carlisle, Pa.

HOW ACQUIRED—D6-'04 (#194)

NFL EXPERIENCE—Rookie

COLLEGE: Late bloomer who saw limited action during his first three seasons before emerging as a clutch short-area target for the passing game as a senior...former walk-on...added more than 45 pounds of muscle to his frame since his freshman season when he arrived on campus as a wide receiver...in 23 games, he caught 24 passes for 352 yards (14.7 avg.) and a touchdown...caught 22 passes for 337 yards (15.3 avg.) and one touchdown as a senior in 2003...finished the season fourth on the team in receptions and third in receiving yardage...his 73-yard touchdown catch versus Wisconsin was Penn State's longest of the season and the team's longest completion since 1999...graduated after only 3½ years at Penn State (December, 2002) with a degree in business administration.

PERSONAL: Played wide receiver at Mercersburg (Pa.) Academy prep school in 1999...made 57 receptions for 933 yards and 13 touchdowns...was named first-team All-Middle Atlantic Conference at wide receiver and cornerback...also chosen first-team All-Tri-state and third-team small school all-state at the wide receiver post...attended Trinity (Carlisle, Pa.) High...was a two-year starter at wide receiver and defensive end...recorded 75 catches for 1,125 yards and 16 scores during his career...also collected seven interceptions as a senior...grandfather, John Kranchick, played football at the University of North Carolina in 1944...Full name: Matthew Alan Kranchick.



69 DREW CAYLOR

CENTER



HEIGHT—6-5
WEIGHT—291
COLLEGE—Stanford
BIRTHDATE—January 27, 1981
BIRTHPLACE—Kensington, Md.
HOW ACQUIRED—D6-'04 (#197)
NFL EXPERIENCE—Rookie

COLLEGE: Spent three seasons as a defensive lineman before moving to the opposite side of the ball as a senior...split time between center and offensive tackle the first four games of the 2003 campaign before taking over starting chores in the middle of the line for the team's final seven contests...performed well as the team's deep snapper for his final three seasons...possesses great speed for a down lineman...has the potential to add muscle mass...is a two-handed snapper who displays good velocity on his snaps and consistency in his location...shows good body control and quickness on the coverage unit...averaged snap time is 0.75 seconds (14 yards)...majored in American studies.

PERSONAL: Attended Bethesda (Maryland) Chevy Chase High, playing on both the offensive and defensive lines...named to *Prep Star's* All-America team following his senior season...*Super Prep* All-Mid-Atlantic selection...had 76 tackles, 18 stops for losses, six sacks, and four forced fumbles as a senior...was a first-team all-metro, all-county and all-state choice...played defensive end, middle linebacker and offensive guard and was also the team's long snapper...was the editor of the school newspaper and a member of the National Honor Society...earned prestigious honor of Eagle Scout in the Boy Scouts of America...Full name: Drew Caylor.



69 ERIC TAYLOR

DEFENSIVE END



HEIGHT-6-2

WEIGHT-305

COLLEGE-Memphis

BIRTHDATE-December 14, 1981

BIRTHPLACE-Winchester, Tenn.

HOW ACQUIRED-D7-'04 (#212)

NFL EXPERIENCE-Rookie


COLLEGE: Came into his own as a senior...saw limited action as a freshman before becoming an important part of the defensive line rotation in 2001...received the team's Glenn Jones "12th Man" Award as a junior and garnered All-Conference USA honors as a senior...started 24-of-39 games for the Tigers, recording 150 tackles (89 solos) with six sacks, 21 stops for losses, five quarterback pressures, two fumble recoveries, three forced fumbles, a 52-yard interception return for a touchdown and 12 pass deflections...registered 82 tackles (47 solo) as a senior in 2003...also recorded four sacks, 10 tackles for losses, one interception, eight pass deflections and two quarterback hurries...recovered two fumbles and forced another fumble...majored in criminology.

PERSONAL: Attended Franklin County (Winchester, Tenn.) High, competing as a linebacker and tight end...was an All-Region selection in 1998 and 1999...named to the *Nashville Tennessean's* All-Midstate Team in 1999, the 1999 Tennessee All-State team (honorable mention) and was the team MVP in his final two years...registered 95 tackles over the remaining eight contests of his senior year, as he also logged an interception and caught five passes for 74 yards and two touchdowns in 1999...also lettered in basketball, as he averaged 17 points and 12 rebounds per game as a junior...is the son of Delores and Willis Taylor...Full name: Eric Taylor.



Steelers Rookie Free Agents

40 ALLEN AUGUSTIN LINEBACKER



HEIGHT-6-0
WEIGHT-227
COLLEGE-Florida State
BIRTHDATE-June 12, 1981
BIRTHPLACE-Miami, Fla.
HOW ACQUIRED-FA-'04
NFL EXPERIENCE-Rookie

COLLEGE: A former walk-on who earned a scholarship...was an excellent student and team leader...took over as the starter in the middle over the last six games of the 2002 season. **2003:** Started all 12 games for the Seminoles at middle linebacker...second on the team with 77 total tackles (49 solo)...totaled six tackles for loss, four sacks, four QB hurries and a pass break-up. **2002:** Played in all 14 games including seven starts as a junior...finished fourth on the team with 83 total tackles, including 40 solo...recorded two sacks and three tackles for loss on the season. **2001:** Appeared in every game...made his only start in the Gator Bowl win over Virginia Tech...finished 26th on the team with 10 tackles. **2000:** Walked-on in and made his mark on special teams...totaled one tackle on the season but played on several special teams over the second half of the season...received his degree (English) in December 2002 and earned his Master's (Communications) in December 2003.

PERSONAL: Played defensive end at Miami Senior High School...was a team captain and defensive Most Valuable Player his senior season...led his team to the second round of the state playoffs as a senior...was among the team leaders with 64 total tackles on the season...was a member of the wrestling team as a sophomore and junior...Full name: Allen Augustin.



37 BOBBY BLIZZARD

TIGHT END



HEIGHT-6-4

WEIGHT-272

COLLEGE-North Carolina

BIRTHDATE-March 22, 1980

BIRTHPLACE-Hampton, Va.

HOW ACQUIRED-FA-'04

NFL EXPERIENCE-Rookie


COLLEGE: Talented pass catcher who was featured as a 245-pound wide receiver and tight end during his first two years of college football while attending the University of Kentucky...transferred to North Carolina in 2001, sitting out the season under NCAA rules...took over tight end duties in 2002 and had a banner campaign...was looking to repeat that performance in 2003, but a severe viral infection early in the year sidelined him for two games and sat out another two contests later in the year with a calf strain...in 21 games at Kentucky, he caught 30 passes for 275 yards (9.2 avg.), adding 600 yards and six touchdowns on 48 receptions in 20 contests for North Carolina...finished his career with 78 catches for 875 yards (11.2 avg.) and six scores...majored in sociology.

PERSONAL: Attended Hampton (Va.) High...was a *SuperPrep* All-American and the nation's No. 2 rated tight end...had 78 career receptions for 1,719 yards, 17 touchdowns and nine two-point conversions...selected first-team all-state by *Associated Press* and the Virginia High School Coaches Association...was an honorable mention All-American selection by *USA Today*...father, David, played football at Winston-Salem State...Full name: Robert Blizzard.



74 BRANDON CALTON

DEFENSIVE END



HEIGHT—6-2

WEIGHT—296

COLLEGE—East Tennessee State

BIRTHDATE—July 3, 1980

BIRTHPLACE—Pennington Gap, Va.

HOW ACQUIRED—FA-'04

NFL EXPERIENCE—Rookie


COLLEGE: Earned All-Southern Conference honors from the league's media and coaches as a senior in 2003...earned All-America accolades from *Don Hansen's Football Gazette*...was a dominant force along the defensive line for the Bucs, posting career highs in tackles (75), tackles for loss (15½) and sacks (4½)...also had two forced fumbles, two fumble recoveries and a blocked extra point. **2002:** Played in and started all 12 games...made 42 tackles and finished second on the team with 10 tackles for losses...had two sacks on the season and recovered two fumbles...also forced a fumble. **2001:** Emerged as one of the top defensive linemen in the conference as a sophomore...was an honorable mention All-American by *Don Hansen's Football Gazette*...was a second team All-Southern Conference (coaches) selection...started all 11 games at right tackle...led all defensive linemen with 46 tackles...second on the squad with four sacks...was third with six tackles for loss. **2000:** Played in all 11 games...started the last six contests...finished eighth on the team with 52 tackles (31 solo), seven tackles for loss and three sacks...majored in criminal justice.

PERSONAL: Led Fork Union Military Academy with 120 tackles in 1999...finished the year with 20 sacks and led team in tackles for a loss...was team's Most Valuable Player on defense...is the son of Lawrence and Connie Calton...born July 3, 1980...Full Name: Brandon Calton.



19 ZAMIR COBB

WIDE RECEIVER

**HEIGHT**—5-11**WEIGHT**—182**COLLEGE**—Temple**BIRTHDATE**—June 11, 1981**BIRTHPLACE**—Washington, D.C.**HOW ACQUIRED**—FA-'04**NFL EXPERIENCE**—Rookie


COLLEGE: Is Temple's career and single-season reception record holder with 74...has highest career punt return average (10.4 avg.) in school history...played in 39 career games (33 starts) for the Owls from 2000-03 and made a school record 165 catches for 1,856 yards, fourth most in Temple history...scored 14 receiving touchdowns during his career...also gained 511 yards on 49 punt returns for a 10.4 average, tops in the program annals. **2003:** Was a First-Team All-Big East Conference selection after making a school record 74 catches for 866 yards (11.7 avg.) and five touchdowns...his 866 yards was the fourth-best receiving yardage total in program history...ranked 21st nationally in receptions per game (6.17) and 35th in punt return average (10.81)...received Temple's most valuable player award. **2002:** Caught 45 passes for 483 yards (10.7 avg.) and six touchdowns...returned 23 punts for 222 yards (9.7 avg.). **2001:** Caught 19 passes for 190 yards (10.0 avg.)...returned five punts for 52 yards (12.4 avg.) and one touchdown. **2000:** Caught 27 passes for 317 yards (11.7 avg.) and two touchdowns. **1999:** Was unable to participate under NCAA guidelines as a true freshman...was cited on the Athletic Director's Academic Honor Roll multiple semesters during college career...earned a fourth year of eligibility...majored in social work.

PERSONAL: Attended Roosevelt (Washington, D.C.) High School...is married to wife Ashley and has a son, Zayaan...full name Zamir Abdul-Hakim, means "heart, mind and conscious" in Arabic...Full name: Zamir Abdul-Hakim Cobb



38 DARRYL KENNEDY

FULLBACK



HEIGHT–6-0

WEIGHT–234

COLLEGE–Syracuse

BIRTHDATE–June 24, 1980

BIRTHPLACE–Plainfield, N.J.

HOW ACQUIRED–FA-'04

NFL EXPERIENCE–Rookie

COLLEGE: Moved from fullback to safety at the start of 2003 spring practice and then moved to quarterback toward the end of spring practice...enrolled for fall 2002 semester after competing at Nassau Community College in 2001. **2003:** Was one of 39 Orangemen to play in all 12 games...played primarily on special teams, including the PAT and field goal units, as well as the kickoff and kickoff return squads...received SU's Joe Szombathy Special Teams Outstanding Performer Award after leading the Orangemen with 16 special teams tackles...rushed eight times for 29 yards (3.6 avg.) and one touchdown. **2002:** Played in eight games as a junior, including six at fullback...played on the kickoff and kickoff return special teams in all eight games...rushed 21 times for 102 yards (4.9 avg.). **2001:** Played quarterback at Nassau Community College...ranked second nationally in scoring among all junior college non-kickers with 126 points...majored in speech communications.

PERSONAL: Rushed for 1,500 yards and 22 touchdowns as a senior at Plainfield (New Jersey) High School...compiled 5,076 rushing yards and 60 touchdowns during his high school career...is the son of Willie and Evelyn Kennedy...has three brothers...Full name: Darryl Kennedy.



14

GLENN MARTINEZ
WIDE RECEIVER**HEIGHT**-6-2**WEIGHT**-183**COLLEGE**-Saginaw Valley State**BIRTHDATE**-November 30, 1981**BIRTHPLACE**-Auburndale, Fla.**HOW ACQUIRED**-FA-04**NFL EXPERIENCE**-Rookie


COLLEGE: Was a member of two conference Championship teams...ranks third all-time at SVSU in receiving yards (2,663), fourth all-time in receptions (136), and fourth all-time in touchdown receptions (21)...holds the school record for career yards per catch (19.6)...second place all-time with ten career 100-yard receiving games...a member of the SVSU receiving corps entitled the AFROS (America's Finest Receivers On Saturday). **2003:** Was a first team All-GLIAC selection after leading the conference in receiving yards per game (113.0)...named second team All-Americana by *D2football.com*...named to the All-Northeast Region second team by *Don Hansen's Football Gazette*...a *Daktronics* All-Northeast Region second team selection...broke SVSU single-season records with 66 receptions for 1,130 yards...averaged a team-best 17.1 yards per reception. **2002:** Was an honorable mention All-GLIAC selection...led the team with 814 receiving yards, the seventh best single-season output in school history...averaged 22.6 yards per reception. **2001:** Caught 22 passes on the season including three touchdown receptions...finished second on the team in receiving yards (503)...averaged 22.9 yards per reception. **2000:** Played in 10 games in 2000, making seven starts...caught 12 passes for 216 yards and three touchdowns...averaged 18.0 yards per reception...majored in marketing

PERSONAL: Is the son of Javier Martinez and Ruth Roman...Full name: Glenn Martinez.



42 NICK McNEIL

LINEBACKER

**HEIGHT**– 6-2**WEIGHT**– 245**COLLEGE**– Western Carolina**BIRTHDATE**– August 19, 1981**BIRTHPLACE**– Newark, N.J.**HOW ACQUIRED**– FA-'04**NFL EXPERIENCE**– Rookie


COLLEGE: Was a three-time All-Southern Conference selection...tied school record with 45 career tackles for losses...ranks sixth on school's career sacks list with 18½. **2003:** Was a consensus All-Southern Conference pick at defensive end, earning first team honors by the coaches and second team by the media...finished the season with 63 tackles, including 20 tackles for losses...also recorded 5½ sacks and four forced fumbles. **2002:** Named second team All-Southern Conference by the league's coaches as a junior...led conference with five fumble recoveries and ranked third in the conference with three forced fumbles...ranked second on the team with 77 tackles. **2001:** Named second team All-Southern Conference by the SoCon Sports Media Association...led the league in total sacks (11) and solo sacks (nine)...his 10 sacks in the regular season were the most at Western since former All-American and NFL veteran Louis Cooper had 12 sacks (1984)...made 46 tackles, including 13 tackles for losses and added six quarterback pressures. **2000:** Played in all 11 games and ranked seventh on the team with 37 tackles...started the final seven games at defensive end...had six tackles for losses, including two sacks, and was credited with 10 quarterback pressures, the second-most on the team...was a member of Western Carolina track team...competed in the hammer, shot put, discus and weight throw...was SoCon Outdoor champion in the discus (143'6"), and was runner-up in the hammer in 2003.

PERSONAL: Attended North Brunswick High School...lives in Leland, North Carolina...Full name: Nick McNeil.



39 WILLIE PARKER

RUNNING BACK



HEIGHT—5-10

WEIGHT—209

COLLEGE—North Carolina

BIRTHDATE—November 11, 1980

BIRTHPLACE—Clinton, N.C.

HOW ACQUIRED—FA-'04

NFL EXPERIENCE—Rookie

COLLEGE: Has good speed and quickness and can make big plays in the open field...Earned "Super Ram" status in the weight room and was a member of Carolina's strength & conditioning honor roll in summer of 2003. **2003:** Played in nine games as a senior...rushed for 181 yards on 48 attempts, an average of 3.8 yards per carry...caught seven passes for 28 yards. **2002:** Played in 11 games as a junior and started two...started the season-opener against Miami (Ohio) and at Virginia...finished second on the team with 70 carries for 236 yards and one touchdown...also caught 12 passes for 104 yards. **2001:** Started the first three games of the season as a sophomore...played in nine games total...was second on the team in rushing with 400 yards on 83 carries and had three touchdowns...caught two passes for 26 yards...had his best game of the year against Auburn in the Peach Bowl, rushing for 131 yards on 19 carries and scoring one touchdown. **2000:** Had a roller-coaster season as a freshman, but came on strong at the end of the year...earned the starting job after spring practice, but injured his back in fall workouts and was not completely healthy until the Virginia game, eight games into the season...was second on the team in rushing with 84 carries for 355 yards (4.2 avg.)...scored four touchdowns...majored in African-American history.

PERSONAL: Attended Clinton High School...rushed for 1,801 yards (12.3 avg.) and 18 touchdowns in leading Clinton to the state 2-A quarterfinals...made 30 tackles, including 2½ quarterback sacks, and intercepted two passes...was voted County Player of the Year...rushed for 1,329 yards (11.8 yards per carry) and 20 touchdowns as a junior, leading the Dark Horses to the state 2-A title...earned all-conference and all-region honors as a junior and senior...has one older sister and two older brothers...Full name: Willie Everette Parker.



60 JOSH PARRISH

GUARD

**HEIGHT**—6-6**WEIGHT**—332**COLLEGE**—Washington State**BIRTHDATE**—April 25, 1980**BIRTHPLACE**—Chewelah, Wash.**HOW ACQUIRED**—FA-'04**NFL EXPERIENCE**—Rookie


COLLEGE: Mainstay on the WSU offensive line, starting during his first three years at offensive tackle before shifting to guard as a senior...is ambidextrous...provided excellent leadership for a young front wall while protecting the quarterback for an offense that ranked among the nation's leaders in passing yardage in 2003...gets out fast on running plays to reach and scoop effectively...flashes above-average explosion on run blocks, coming off the line aggressively, striking defenders hard with his hand punch...majored in general studies.

PERSONAL: Attended Jenkins (Chewelah, Wash.) High...was an outstanding multiple-sport athlete...was one of the top basketball players in the state and competed in track...earned three football letters and two in basketball...named to the all-state team as well as an All-Great Northern League pick, as he made 15 receptions and averaged 15.1 yards per catch as a tight end during his junior year...selected to the all-state first team by the *Associated Press* and *Washington Prep Report* and a *Seattle Times* Red Chip pick ...was named to the Western 100 (No. 2 tight end) by the *Tacoma News Tribune* and to their Northwest Nugget second team...was an All-Northwest (21) pick by *Super Prep* and an all-league pick for the second year in a row...most of his playing time came at offensive tackle, but also had 12 sacks on defense...is the son of Diana and Brad Parrish...married...born Joshua Ezell Parrish.



20 JANSSEN PATTON

SAFETY



HEIGHT-5-11

WEIGHT-183

COLLEGE-Bowling Green

BIRTHDATE-April 15, 1982

BIRTHPLACE-Stone Mountain, Ga.

HOW ACQUIRED-FA-'04

NFL EXPERIENCE-Rookie


COLLEGE: Named third-team All-American by *College Football News* and honorable mention All-American by *CNN* after his senior season in 2003...ranked second in school history and was tied for third in MAC history with 18 career interceptions...was the only player in NCAA Division I-A history to record two three-interception games in a season and three times in a career...made 40 career starts. **2003:** Was a First-Team All-MAC selection...led the MAC and finished fourth nationally with seven interceptions...had 57 tackles and 12 pass deflections...was second on the team with 12 passes defended. **2002:** Named to All-MAC second-team...had 63 tackles...had a team-high 13 passes defended, including three interceptions...recovered one fumble. **2001:** Was an All-MAC second-team selection...started in all 11 games...recorded 40 tackles (31 solo)...had a team-high four interceptions and 13 pass deflections...returned a kickoff 42 yards for a touchdown against Temple. **2000:** Played in nine games and made six starts...finished third in the MAC with a team-leading four interceptions...recorded 42 tackles (35 solo) and eight pass deflections...majored in interpersonal communications.

PERSONAL: Was an All-DeKalb County defensive back for Stone Mountain (Georgia) High School in both his junior and senior seasons...totaled 102 tackles as a senior and 277 in his career...was named to the Atlanta Touchdown Club First Team...was rated among the top 10 defensive backs in the Atlanta area...won the team's "coaches award"...had five interceptions his senior year, giving him 17 in his high school career...is the son of Carolyn and Ricky Patton, a former member of the Atlanta Falcons...Full name: Janssen Patton.



44 DEDRICK ROPER

LINEBACKER



HEIGHT– 6-2

WEIGHT– 245

COLLEGE– Northwood

BIRTHDATE– July 31, 1981

BIRTHPLACE– Detroit, Mich.

HOW ACQUIRED– FA-'04

NFL EXPERIENCE– Rookie


COLLEGE: Named First-Team All-Great Lakes Intercollegiate Athletic Conference and Second-Team All-America by *Don Hansen's Football Gazette* in 2003...finished second in the GLIAC with 10 sacks...led the league with 19 tackles for a loss (minus-96 yards) and finished the season with a total of 84 tackles...also tied for third in the league with three forced fumbles...ranked in the top 50 in Division II in sacks (0.9 per game – 15th), tackles for loss (1.7 per game – 18th) and forced fumbles (0.27 per game – 46th)...posted first sack of the season Sept. 13 versus Ashland, starting a streak of six straight games with a sack...went on to perform well at the Whataburger Cactus Bowl (Division II All-Star Game), where he led the East squad with seven tackles (three solo) including 1½ tackles for a loss. **2002:** Appeared in all 11 games in 2002...totaled 27 tackles including 20 solo stops, including six tackles for a loss...named Honorable Mention All-GLIAC...played one season at Michigan State University...majored in entertainment sports promotion management.

Personal: Attended Milpitas (California) High School...named to the All-State squad as a senior...started three years at the varsity level...lives in Milpitas, California...Full name: Dedrick Roper.



15 HUEY WHITTAKER

WIDE RECEIVER



HEIGHT—6-4

WEIGHT—233

COLLEGE—South Florida

BIRTHDATE—June 19, 1981

BIRTHPLACE—Brooklyn, N.Y.

HOW ACQUIRED—FA-'04

NFL EXPERIENCE—Rookie

COLLEGE: Tall, rangy pass catcher who began his collegiate career at Hudson Valley College...joined the Bulls after his freshman campaign...had a great sophomore campaign for USF, but was hampered by a knee injury as a junior...coaching staff utilized Huey's size and leaping ability on special teams in 2003, where he blocked two kicks, including one that preserved a victory...started 21-of-32 games for the Bulls, catching 117 passes for 1,447 yards (12.4 avg.) and seven touchdowns, breaking the school career records of 104 catches for 1,373 yards by Charles Jackson (1997-2000)...majored in business.

PERSONAL: Attended Springstead (Fla.) High, lettering in football, basketball and track...is the son of Hubert and Winnifred Whittaker...lives in Spring Hill, Fla.



41

**YAACOV YISRAEL
SAFETY**

(pronounced yah-COVE yiz-RAY-EL)

HEIGHT—5-11**WEIGHT**—195**COLLEGE**—Penn State**BIRTHDATE**—August 17, 1981**BIRTHPLACE**—Evanston, Ill.**HOW ACQUIRED**—FA-'04**NFL EXPERIENCE**—Rookie

COLLEGE: Was a second team All-Big Ten selection as a senior in 2003...started all 12 games...finished second on team and tied for 10th in Big Ten in tackles with 93 (57 solo)...registered three interceptions and had four pass break-ups, forced one fumble, blocked one punt that was returned for a touchdown and recorded four tackles for losses. **2002:** Missed the entire season after tearing the anterior cruciate ligament (ACL) in his left knee in the preseason. **2001:** Started all 11 games...finished fourth on the squad with 71 tackles (47 solo) and also registered one sack...was second on the team with 10 pass breakups and forced and recovered a fumble. **2000:** Shifted to cornerback during spring drills in 2000 after beginning his career as a wide receiver during his redshirt season (1999)...saw considerable playing time as the promising top reserve...made 29 tackles (21 solo), with two sacks for minus-15 yards, one interception and four pass breakups during his 413 plays. **1999:** Redshirted...majored in management.

PERSONAL: Was an accomplished athlete in football, basketball and track at Palatine (Illinois) H.S....lettered all four years in football as a wide receiver, defensive back, punter and kickoff returner...a team captain during his senior season...was selected a *SuperPrep* preseason All-American, as well as all-state, All-Mid-Suburban Conference and team MVP...was named *Chicago Sun-Times* Super 25 and all-area by the *Daily Herald* in suburban Chicago...caught 20 passes for 636 yards and ran for 586 yards as a senior...also recorded 51 tackles and grabbed two interceptions...was a two-year letterman in basketball and track, running hurdles...earned Palatine's Athlete-of-the-Year honor...Full name: Yaacov Yisrael.



2004 STEELERS ALPHABETICAL ROSTER

No.	Name	Pos.	Ht.	Wt.	D.O.B	Exp.	College	Hometown	How Acq.	'03 GS/GP
93	Adibi, Nathaniel	LB	6-3	249	1/25/81	R	Virginia Tech	Hampton, VA	D5-'04	NA
40	Augustin, Allen	LB	6-0	227	6/12/81	R	Florida State	Miami, FL	FA-'04	NA
5	Barr, Mike	P	6-2	230	12/8/78	1	Rutgers	Lynchburg, VA	FA-'04	NA
16	Batch, Charlie	QB	6-2	216	12/5/74	7	E. Michigan	Pittsburgh, PA	FA-'03	3/0
37	Battles, Ainsley	S	5-11	204	11/6/78	5	Vanderbilt	Lilburn, GA	FA-'04	N/A
97	Bell, Kendrell	LB	6-1	257	7/2/78	4	Georgia	Augusta, GA	D2-'01	16/16
36	Bettis, Jerome	RB	5-11	255	2/16/72	12	Notre Dame	Detroit, MI	T(StL)-'96	16/10
6	Bironas, Rob	K	6-0	200	1/29/78	1	Georgia Southern	Louisville, KY	FA-'04	0/0
37	Blizzard, Robert	TE	6-4	272	3/22/80	R	North Carolina	Hampton, VA	FA-'04	N/A
72	Brooks, Barrett	OT	6-4	325	5/5/72	9	Kansas State	Florissant, MO	FA-'03	0/0
46	Brown, Dante	RB	6-1	215	7/28/80	2	Memphis	Cincinnati, OH	FA-'03	0/0
76	Burr, Josh	OT	6-9	320	9/8/76	1	South Dakota	Dubuque, IA	FA-'03	N/A^
80	Burress, Plaxico	WR	6-5	226	8/12/77	5	Michigan State	Virginia Beach, VA	D1-'00	16/16
74	Calton, Brandon	DE	6-2	296	7/3/80	R	East Tenn. St.	Pennington Gap, VA	FA-'04	N/A
69	Caylor, Drew	C/LS	6-5	291	1/27/81	R	Stanford	Kensington, MD	D6c-'04	N/A
96	Clancy, Kendrick	NT	6-1	305	9/17/78	5	Mississippi	Tuscaloosa, AL	D3a-'00	12/0
19	Cobb, Zamir	WR	5-11	182	6/11/81	R	Temple	Washington, DC	FA-'04	N/A
21	Colclough, Ricardo	CB	5-11	186	4/18/82	R	Tusculum	Sumter, SC	D2-'04	N/A
48	Cushing, Matt	TE	6-4	251	7/2/75	6	Illinois	South Bend, IN	FA-'03	4/0
83	Doering, Chris	WR	6-4	201	5/19/73	7	Florida	Gainesville, FL	FA-'03	16/0
25	Dyer, Nashville	DB	5-10	180	11/6/79	1	Kent State	St. Catherine, Jamaica	FA-'04	N/A^
23	Fair, Terry	DB	5-9	191	7/20/76	6	Tennessee	Phoenix, AZ	FA-'04	N/A
66	Faneca, Alan	OG	6-5	307	12/7/76	7	Louisiana State	New Orleans, LA	D1-'98	16/16
51	Farrior, James	LB	6-2	243	1/6/75	8	Virginia	Ettrick, VA	UFA (NYJ)-'02	16/16
50	Foote, Larry	LB	6-0	239	6/12/80	3	Michigan	Detroit, MI	D4-'02	16/0
71	Fordham, Todd	OT	6-5	319	10/9/73	8	Florida State	Tifton, GA	UFA (Jax)-'03	11/6
17	Gardocki, Chris	P	6-1	192	2/7/70	14	Clemson	Stone Mountain, GA	UFA-'04	16-0
53	Haggans, Clark	LB	6-4	243	1/10/77	5	Colorado State	Torrance, CA	D5a-'00	16/2
98	Hampton, Casey	DT	6-1	325	9/3/77	4	Texas	Galveston, TX	D1-'01	16/16
64	Hartings, Jeff	C	6-3	299	9/7/72	9	Penn State	St. Henry, OH	UFA (Det)-'01	16/16
34	Haynes, Verron	RB	5-9	222	2/17/79	3	Georgia	Bronx, NY	D5-'02	12/0#
76	Hoke, Chris	DT	6-3	296	4/6/76	4	BYU	Long Beach, CA	FA-'02	0/0
28	Hope, Chris	S	5-11	206	9/29/80	3	Florida State	Rock Hill, SC	D3-'02	16/0
29	Iwuoma, Chidi	CB	5-8	184	2/19/78	4	California	Pasadena, CA	FA-'02	15/0
95	Jackson, Alonzo	LB	6-4	268	9/15/80	2	Florida State	Americus, GA	D2-'03	2/0
74	Jones, Jim	OG	6-3	319	1/27/78	1	Notre Dame	Chicago, IL	FA-'04	N/A
99	Keisel, Brett	DE	6-5	285	9/19/78	3	Brigham Young	Greybull, WY	D7b-'02	0/0#
38	Kennedy, Darryl	FB	6-0	234	6/24/80	R	Syracuse	Plainfield, NJ	FA-'04	N/A
90	Kirschke, Travis	DT	6-3	298	9/6/74	8	UCLA	Highland Ranch, CO	UFA (SF)-'04	15/15
88	Kranchick, Matt	TE	6-7	260	12/13/79	R	Penn State	Carlisle, PA	D6b-'04	N/A
35	Kreider, Dan	FB	5-11	255	3/11/77	5	New Hampshire	Mount Joy, PA	FA-'00	16/12
57	Kriewaldt, Clint	LB	6-1	248	3/16/76	6	Wisc-Stevens	Pt. Shiocton, WI	UFA (Det)-'03	15/0
65	Lacy, Bo	OT	6-4	300	11/22/80	R	Arkansas	New Port, AR	D6b-'04	N/A
31	Logan, Mike	DB	6-1	211	9/15/74	8	West Virginia	McKeesport, PA	UFA (Jax)-'01	16/15
8	Maddox, Tommy	QB	6-4	219	9/2/71	8	UCLA	Hurst, TX	FA-'01	16/16
14	Martinez, Glenn	WR	6-2	183	11/30/81	R	Saginaw Valley State	Auburndale, FL	FA-'04	N/A
89	Mays, Lee	WR	6-2	193	9/18/78	3	Texas-El Paso	Houston, TX	D6-'02	16/0
42	McNeil, Nick	LB	6-2	245	8/19/81	R	Western Carolina	Leland, NC	FA-'04	N/A
81	Milons, Freddie	WR	5-11	193	6/27/80	3	Alabama	Starksville, MS	T(Phi)-'03	0/0
56	Okobi, Chukky	C/OG	6-1	318	10/18/78	4	Purdue	Pittsburgh, PA	D5-'01	16/0



39	Parker, Willie	RB	5-10	209	11/11/80	R	North Carolina	Clinton, NC	FA-'04	N/A
60	Parrish, Josh	OG	6-6	332	4/25/80	R	Washington St.	Chewelah, WA	FA-'04	N/A
20	Patton, Janssen	S	5-11	183	4/15/82	R	Bowling Green	Stone Mountain, GA	FA-'04	N/A
45	Pearce, Chance	LS	6-2	268	5/11/80	1	Texas A&M	Brownwood, TX	FA-'04	N/A
61	Pears, Morgan	OT	6-6	325	5/4/80	1	Colorado State	Denver, CO	FA-'03	N/A*
43	Polamalu, Troy	S	5-10	212	4/19/81	2	Southern California	Roseburg, OR	D1-'03	16/0
55	Porter, Joey	OLB	6-3	250	3/22/77	6	Colorado State	Bakersfield, CA	D3a-'99	14/14
62	Pugh, Jimond	C	6-2	300	7/28/80	1	Memphis	Atlanta, GA	FA-'03	N/A*
82	Randle El, Antwaan	WR	5-10	192	8/17/79	3	Indiana	Markham, IL	D2-'02	16/1
3	Reed, Jeff	K	5-11	232	4/9/79	3	North Carolina	Charlotte, NC	FA-'02	16/0
85	Riemersma, Jay	TE	6-5	256	5/17/73	9	Michigan	Evansville, IN	FA-'03 (Buf)	11/8
18	Robinson, Brian	WR	6-3	212	6/24/79	1	Houston	Daytona Beach, FL	FA-'04	N/A*
7	Roethlisberger, Ben	QB	6-5	241	3/2/81	R	Miami (OH)	Findlay, OH	D1-'04	N/A
44	Roper, Dedrick	LB	6-2	245	7/31/81	R	Northwood	Milpitas, CA	FA-'04	N/A
79	Ross, Oliver	OL	6-5	322	9/27/74	7	Iowa State	Culver City, CA	FA-'00	16/11
54	Schneck, Mike	LS	6-0	237	8/4/77	6	Wisconsin	Whitefish Bay, WI	FA-'99	16/0
30	Scott, Chad	CB	6-1	202	9/6/74	8	Maryland	Capitol Heights, MD	D1-'97	12/12#
73	Simmons, Kendall	OG	6-3	319	3/11/79	3	Auburn	Ripley, MS	D1-'02	16/16
91	Smith, Aaron	DE	6-5	298	4/9/76	6	North. Colorado	Colo. Springs, CO	D4-'99	16/16
77	Smith, Marvel	OT	6-5	321	8/6/78	5	Arizona State	Oakland, CA	D2-'00	6/6#
2	St. Pierre, Brian	QB	6-3	230	11/28/79	2	Boston College	Danvers, MA	D5-'03	0/0
22	Staley, Duce	RB	5-11	242	2/27/75	8	South Carolina	Columbia, SC	FA-'04 (Phi)	16/4
78	Starks, Max	OT	6-7	337	1/10/82	R	Florida	Orlando, FL	D3-'04	N/A
33	Stuvaints, Russell	S	6-0	202	8/28/80	2	Youngstown State	McKeesport, PA	FA-'03	4/0
69	Taylor, Eric	DE	6-2	305	12/14/81	R	Memphis	Winchester, TN	D7-'04	N/A
24	Taylor, Ike	CB	6-1	191	5/5/80	2	LA-Lafayette	Gretna, LA	D4-'03	16/1
26	Townsend, Deshea	CB	5-10	190	9/8/75	7	Alabama	Batesville, MS	D4a-'98	16/8
84	Tuman, Jerame	TE	6-4	253	3/24/76	6	Michigan	Liberal, KS	FA-'03	16/11
94	Upchurch, David	DT	6-3	302	5/12/80	1	West Virginia	Syracuse, NY	FA-'03	N/A*
68	Vincent, Keydrick	OG	6-5	325	4/13/78	4	Mississippi	Bartow, FL	FA-'01	10/9
67	von Oelhoffen, Kimo	DL	6-4	299	1/30/71	11	Boise State	Kaunakakai, HI	FA-'00 (Cin)	16/16
49	Wall, J.T.	FB	6-0	250	9/12/79	1	Georgia	Milledgeville, GA	FA-'03	N/A*
38	Walton, Shane	S	5-10	184	10/9/79	1	Notre Dame	San Diego, CA	FA-'04 (StL)	0/4
86	Ward, Hines	WR	6-0	215	3/8/76	7	Georgia	Forest Park, GA	D3b-'98	16/16
15	Whittaker, Huey	WR	6-4	233	6/19/81	R	South Florida	Spring Hill, FL	FA-'04	N/A
27	Williams, Wille	CB	5-9	194	12/26/70	12	Western Carolina	Columbia, SC	FA-'03 (Sea)	15/1
41	Yisrael, Yaacov	S	5-11	195	8/17/81	R	Penn State	Palatine, IL	FA-'04	N/A

COACHES: Bill Cowher, head coach; Dick LeBeau, defensive coordinator; Ken Whisenhunt, offensive coordinator; Russ Grimm, assistant head coach/offensive line coach; Bruce Arians, wide receivers; Keith Butler, linebackers coach; James Daniel, tight ends; Dick Hoak, running backs coach; Ray Horton, assistant. defensive backs; John Mitchell, defensive line coach; Darren Perry, defensive backs; Kevin Spencer, special teams coach; Mark Whipple, quarterbacks; Matt Raich, offensive assistant; Lou Spanos, defensive assistant..

* 2003 practice squad

finished 2003 season on injured reserve

^ allocated to NFL Europe





2004 PITTSBURGH STEELERS POSITION ROSTER

No.	Name	Pos.	Ht.	Wt.	Age	Exp.	College	How Acquired
Quarterbacks (4)								
2	Brian St. Pierre	QB	6-3	230	11/28/79	2	Boston College	D5-'03
7	Ben Roethlisberger	QB	6-5	241	3/2/81	R	Miami (OH)	D1-'04
8	Tommy Maddox	QB	6-4	219	9/2/71	8	UCLA	FA-'01
16	Charlie Batch	QB	6-2	216	12/5/74	7	Eastern Michigan	FA-'03
Running Backs (8)								
22	Duce Staley	RB	5-11	242	2/27/75	8	South Carolina	UFA (Phi)-'04
34	Verron Haynes	RB	5-9	222	2/17/79	3	Georgia	D5-'02#
35	Dan Kreider	FB	5-11	255	3/11/77	5	New Hampshire	FA-'00
36	Jerome Bettis	RB	5-11	255	2/16/72	12	Notre Dame	T(StL)-'96
38	Darryl Kennedy	FB	6-0	234	6/24/80	R	Syracuse	FA-'04
39	Willie Parker	RB	5-10	209	11/11/80	R	North Carolina	FA-'04
46	Dante Brown	RB	6-1	215	7/28/80	2	Memphis	FA-'03
49	J.T.Wall	FB	6-0	250	9/12/79	1	Georgia	FA-'03*
Wide Receivers (15)								
14	Glen Martinez	WR	6-2	183	11/30/81	R	Saginaw Valley	StateFA-'04
15	Huey Whittaker	WR	6-4	233	6/19/81	R	SouthFlorida	FA-'04
19	Zamir Cobb	WR	5-11	182	6/11/81	R	Temple	FA-'04
80	Plaxico Burress	WR	6-5	226	8/12/77	5	Michigan State	D1-'00
81	Freddie Milons	WR	5-11	193	6/27/80	3	Alabama	T(Phi)-'03
82	Antwaan Randle El	WR	5-10	192	8/17/79	3	Indiana	D2-'02
83	Chris Doering	WR	6-4	201	5/19/73	7	Florida	FA-'03
86	Hines Ward	WR	6-0	215	3/8/76	7	Georgia	D3b-'98
89	Lee Mays	WR	6-2	193	9/18/78	3	Texas-El Paso	D6-'02
18	Brian Robinson	WR	6-3	212	6/24/79	1	Houston	FA-'04^
37	Robert Blizzard	TE	6-4	272	3/22/80	R	North Carolina	FA-'04
48	Matt Cushing	TE	6-4	251	7/2/75	6	Illinois	FA-'03
84	Jerame Tuman	TE	6-4	253	3/24/76	6	Michigan	FA-'03
85	Jay Riemersma	TE	6-5	256	5/17/73	9	Michigan	UFA (Buf)-'03
88	Matt Kranchick	TE	6-7	260	12/13/79	R	Penn State	D6b-'04
Offensive Line (17)								
56	Chukky Okobi	C/OG	6-1	318	10/18/78	4	Purdue	D5-'01
60	Josh Parrish	OG	6-6	332	4/25/80	R	Washington State	FA-'04
61	Morgan Pears	OT	6-6	325	5/4/80	1	Colorado State	FA-'03**
62	Jimond Pugh	C	6-2	300	7/28/80	1	Memphis	FA-'03*
64	Jeff Hartings	C	6-3	299	9/7/72	9	Penn State	UFA (Det)-'01
65	Bo Lacy	OT	6-4	300	11/22/80	R	Arkansas	D6a-'04
66	Alan Faneca	OG	6-5	307	12/7/76	7	Louisiana State	D1-'98
68	Keydrick Vincent	OG	6-5	325	4/13/78	4	Mississippi	FA-'01
69	Drew Caylor	C/LS	6-5	291	1/27/81	R	Stanford	D6c-'04
71	Todd Fordham	OT	6-5	319	10/9/73	8	Florida State	UFA (Jax)-'03
72	Barrett Brooks	OT	6-4	325	5/5/72	9	Kansas State	FA-'03
73	Kendall Simmons	OG	6-3	319	3/11/79	3	Auburn	D1-'02
74	Jim Jones	OG	6-3	319	1/27/78	1	Notre Dame	FA-'04
76	Josh Burr	OT	6-9	320	9/8/76	1	South Dakota	FA-'03**
77	Marvel Smith	OT	6-5	321	8/6/78	5	Arizona State	D2-'00#
78	Max Starks	OT	6-7	337	1/10/82	R	Florida	D3-'04
79	Oliver Ross	OL	6-5	322	9/27/74	7	Iowa State	FA-'00
Defensive Line (10)								
67	Kimo von Oelhoffen	DE	6-4	299	1/30/71	11	Boise State	UFA (Cin)-'00
69	Eric Taylor	DE	6-2	305	12/14/81	R	Memphis	D7-'04
74	Brandon Calton	DE	6-2	296	7/3/80	R	East Tenn. State	FA-'04





76	Chris Hoke	DT	6-3	296	4/6/76	4	BYU	FA-'02
90	Travis Kirschke	DT	6-3	298	9/6/74	8	UCLA	FA (SF)-'04
91	Aaron Smith	DE	6-5	298	4/9/76	6	Northern Colo.	D4-'99
94	David Upchurch	DT	6-3	302	5/12/80	1	West Virginia	FA-'03*
96	Kendrick Clancy	DT	6-1	305	9/17/78	5	Mississippi	D3a-'00
98	Casey Hampton	DT	6-1	325	9/3/77	4	Texas	D1-'01
99	Brett Keisel	DE	6-5	285	9/19/78	3	Brigham Young	D7b-'02#

Linebackers (11)

40	Allen Augustin	LB	6-0	227	6/12/81	R	Florida State	FA-'04
42	Nick McNeil	LB	6-2	245	8/19/81	R	Western Carolina	FA-'04
44	Dedrick Roper	LB	6-2	245	7/31/81	R	Northwood	FA-'04
50	Larry Foote	LB	6-0	239	6/12/80	3	Michigan	D4-'02
51	James Farrior	LB	6-2	243	1/6/75	8	Virginia	UFA (NYJ)-'02
53	Clark Haggans	LB	6-4	243	1/10/77	5	Colorado State	D5a-'00
55	Joey Porter	LB	6-3	250	3/22/77	6	Colorado State	D3a-'99
57	Clint Kriewaldt	LB	6-1	248	3/16/76	6	Wisconsin-Stevens Point	UFA (Det)-'03
93	Nathaniel Adibi	LB	6-3	249	1/25/81	R	Virginia Tech	D5-'04
95	Alonzo Jackson	LB	6-4	268	9/15/80	2	Florida State	D2-'03
97	Kendrell Bell	LB	6-1	257	7/2/78	4	Georgia	D2-'01

Secondary (16)

20	Janssen Patton	S	5-11	183	4/15/82	R	Bowling Green	FA-'04
21	Ricardo Colclough	CB	5-11	186	4/18/82	R	Tusculum	D2-'04
23	Terry Fair	DB	5-9	191	7/20/76	6	Tennessee	FA-'04
24	Ike Taylor	CB	6-1	191	5/5/80	2	LA-Lafayette	D4-'03
25	Nashville Dyer	DB	5-10	180	11/6/79	1	Kent State	FA-'04^
26	Deshea Townsend	CB	5-10	190	9/8/75	7	Alabama	D4a-'98
27	Willie Williams	CB	5-9	194	12/26/70	12	Western Carolina	UFA-'03 (Sea.)
28	Chris Hope	S	5-11	206	9/29/80	3	Florida State	D3-'02
29	Chidi Iwuoma	CB	5-8	184	2/19/78	4	California	FA-'02
30	Chad Scott	CB	6-1	202	9/6/74	8	Maryland	D1-'97#
31	Mike Logan	DB	6-1	211	9/15/74	8	West Virginia	UFA (Jax)-'01
33	Russell Stuvaints	S	6-0	202	8/28/80	2	Youngstown State	FA-'03
37	Ainsley Battles	S	5-11	204	11/6/78	5	Vanderbilt	FA-'04
38	Shane Walton	S	5-10	184	10/9/79	1	Notre Dame	FA-'04
41	Yaacov Yisrael	S	5-11	195	8/17/81	R	Penn State	FA-'04
43	Troy Polamalu	S	5-10	212	4/19/81	2	Southern California	D1-'03

Specialists (6)

3	Jeff Reed	K	5-11	232	4/9/79	3	North Carolina	FA-'02
5	Mike Barr	P	6-2	230	12/8/78	1	Rutgers	FA-'04^
6	Rob Bironas	K	6-0	200	1/29/78	1	Georgia Southern	FA-'04
17	Chris Gardocki	P	6-1	192	2/7/70	14	Clemson	UFA-'04
45	Chance Pearce	LS	6-2	268	5/11/80	1	Texas A&M	FA-'04
54	Mike Schneck	LS	6-0	237	8/4/77	6	Wisconsin	FA-'99

PRONUNCIATION GUIDE

Nathaniel Adibi (a-DEE-bee)
 Plaxico Burress (PLEX-ico)
 Ricardo Colclough (COKE-lee)
 Alan Faneca (FAN-ee-ka)
 Chidi Iwuoma (CHEE-dee
 eye-WOM-a)
 Travis Kirschke (KERSH-key)
 Matt Kranchick (CRAN-chick)
 Freddie Milons (MILL-ons)
 Chukky Okobi (Ah-KO-bee)

Troy Polamalu (Pul-a-MALL-lu)
 Jay Riemersma (Ree-mers-Ma)
 Ben Roethlisberger (ROTH-lis-ber-ger)
 Russell Stuvaints (STU-vants)
 Jerame Tuman (Jeremy TOO-man)
 Keydrick Vincent (KEE-drick)
 Kimo von Oelhoffen (KEE-moe von
 OHL-hoffen)
 Yaacov Yisrael (yah-COVE yiz-RAY-
 el)





2004 Tentative Training Camp Depth Chart

OFFENSE

SE	LT	LG	C	RG	RT	TE
80 P. Burress	77 M. Smith	66 A. Faneca	64 J. Hartings	73 K. Simmons	79 O. Ross	84 J. Tuman
89 L. Mays	72 B. Brooks	76 K. Vincent	56 C. Okobi	76 K. Vincent	71 T. Fordham	85 J. Riemersma
83 C. Doering	65 B. Lacy	60 J. Parrish	69 D. Caylor	74 J. Jones	77 M. Starks	48 M. Cushing
15 H. Whittaker		61 M. Pears	62 J. Pugh		76 J. Burr	88 M. Kranchick
18 B. Robinson						37 R. Blizzard

QB

8 T. Maddox

16 C. Batch

2 B. St. Pierre

7 B. Roethlisberger

FB

43 D. Kreider

34 V. Haynes

49 J.T. Wall

38 D. Kennedy

FL

86 H. Ward

82 A. Randle El

81 F. Milons

19 Z. Cobb

14 G. Martinez

HB

36 J. Bettis

22 D. Staley

34 V. Haynes

46 D. Brown

39 W. Parker

Steelers™

DEFENSE

LE

91 A. Smith

99 B. Keisel

69 E. Taylor

NT

98 C. Hampton

96 K. Clancy

76 C. Hoke

RE

67 K. von Oelhoffen

90 T. Kirschke

65 D. Upchurch

74 B. Calton

LOLB

53 C. Haggans

93 N. Adibi

42 N. McNeil

LILB

50 J. Farrior

95 C. Kriewaldt

RILB

97 K. Bell

50 L. Foote

40 A. Augustin

ROLB

55 J. Porter

95 A. Jackson

44 D. Roper

LC

30 C. Scott

21 R. Colclough

29 C. Iwuoma

23 T. Fair

RC

26 D. Townsend

24 I. Taylor

27 W. Williams

25 N. Dyer

SS

43 T. Polamalu

33 R. Stuvaints

41 Y. Yisrael

FS

28 C. Hope

31 M. Logan

37 A. Battles

20 J. Patton

38 S. Walton

SPECIALISTS

P

17 C. Gardocki

5 M. Barr

PK

3 J. Reed


6 R. Bironas

LS

54 M. Schneck

45 C. Pearce

2003 SEASON IN REVIEW



2003 Pittsburgh Steelers Final Regular-Season Statistics (6-10)

DATE	RESULT	OPPONENT	ATTN.
9/7	W 34-15	Baltimore	63,157
9/14	L 41-20	at Kansas City	78,416
9/21	W 17-10	at Cincinnati	64,596
9/28	L 30-13	Tennessee	63,244
10/5	L 33-13	Cleveland	64,595
10/12	L 17-14	at Denver	75,974
10/26	L 33-21	St. Louis	62,665
11/2	L 23-16	at Seattle	66,507
11/9	W 28-15	Arizona	59,520
11/17	L 30-14	at San Francisco	67,877
11/23	W 13-6	at Cleveland	73,658
11/30	L 24-20	Cincinnati	58,797
12/7	W 27-7	Oakland	53,079
12/14	L 6-0	at New York Jets	77,900
12/21	W 40-24	San Diego	52,527
12/28	L 13-10 OT	at Baltimore	70,001

TEAM STATISTICS

	Pit.	Opp.
TOTAL FIRST DOWNS	275	270
Rushing	77	89
Passing	174	155
Penalty	24	26
3rd Down: Made/Att	82/227	71/209
3rd Down Pct.	36.1	34.0
4th Down: Made/Att	11/22	7/16
4th Down Pct.	50.0	43.8
Possession Avg.	30:42	29:18
Total Net Yards	4792	4783
Avg. Per Game	299.5	298.9
Total Plays	1020	968
Avg. Per Play	4.7	4.9
Net Yards Rushing	1488	1741
Avg. Per Game	93.0	108.8
Total Rushes	446	449
Net Yards Passing	3304	3042
Avg. Per Game	206.5	190.1
Sacked/Yards Lost	42/244	35/203
Gross Yards	3548	3245
Att./Completions	532/306	484/294
Completion Pct.	57.5	60.7
Had Intercepted	17	14
Punts/Average	85/41.4	91/40.6
Net Punting Avg.	36.0	32.1
Penalties/Yards	111/1005	96/709
Fumbles/Ball Lost	24/11	24/11
Touchdowns	33	38
Rushing	10	14
Passing	19	20
Returns	4	4

SCORING	TD	Ru	Pa	Ret	PAT	FG	2PT	PTS
J. Reed	0	0	0	0	31/32	23/32	0	100
H. Ward	10	0	10	0	0/0	0/0	0	60
J. Bettis	7	7	0	0	1/1	0/0	1	44
P. Burress	4	0	4	0	0/0	0/0	0	24
A. Randle El	3	0	1	2	0/0	0/0	0	18
A. Zereoue	2	2	0	0	0/0	0/0	0	12
M. Bruener	1	0	1	0	0/0	0/0	0	6
C. Doering	1	0	1	0	0/0	0/0	0	6
C. Hope	1	0	1	0	0/0	0/0	0	6
D. Kreider	1	1	0	0	0/0	0/0	0	6
J. Riemersma	1	0	1	0	0/0	0/0	0	6
C. Scott	1	0	0	1	0/0	0/0	0	6
D. Townsend	1	0	0	1	0/0	0/0	0	6
TOTALS	33	10	19	4	31/32	23/32	1	300
OPPONENTS	38	14	20	4	32/35	21/24	1	327

SCORE BY PERIODS	Q1	Q2	Q3	Q4	OT	PTS
TEAM	50	94	93	63	0	300
OPPONENTS	61	98	71	94	3	327

2-Pt. Conversions: Team 1-1 (Bettis),
Opponents 1-3

SACKS: von Oelhoffen 8.0, Gildon 6.0, Bell 5.0, Porter 5.0, Bailey 2.0, Polamalu 2.0, Smith 2.0, Alexander 1.0, Haggans 1.0, Hampton 1.0, Logan 1.0, Townsend 1.0

Team: 35.0
Opponents: 42.0

2003 FINAL STATISTICS

RUSHING	No.	Yds	Avg	Lg	TD
J. Bettis	246	811	3.3	21	7
A. Zereoue	132	433	3.3	22	2
A. Randle El	15	75	5.0	32	0
V. Haynes	20	63	3.2	15	0
H. Ward	11	61	5.5	25	0
D. Kreider	7	29	4.1	9	1
T. Maddox	13	12	0.9	6	0
C. Batch	1	11	11.0	11	0
P. Burress	1	-7	-7.0	-7	0
TEAM	446	1488	3.3	32	10
OPPONENTS	449	1741	3.9	78t	14

RECEIVING	No.	Yds	Avg	Long	TD
H. Ward	95	1163	12.2	50	10
P. Burress	60	860	14.3	47	4
A. Zereoue	40	310	7.8	29	0
A. Randle El	37	364	9.8	32t	1
C. Doering	18	240	13.3	53	1
J. Bettis	13	86	6.6	16	0
J. Tuman	12	113	9.4	23	0
J. Riemersma	10	138	13.8	24	1
D. Kreider	9	107	11.9	26	0
V. Haynes	7	57	8.1	13	0
L. Mays	2	17	8.5	9	0
M. Bruener	2	12	6.0	11	1
C. Hope	1	81	81.0	81t	1
TEAM	306	3548	11.6	81t	19
OPPONENTS	294	3245	11.0	61t	20

INTERCEPTIONS	No.	Yds	Avg	Lg	TD
B. Alexander	4	63	15.8	34	0
C. Scott	3	50	16.7	26t	1
D. Townsend	3	24	8.0	25t	1
K. Bell	1	61	61.0	42	0
J. Farrior	1	9	9.0	9	0
D. Washington	1	7	7.0	7	0
J. Gildon	1	1	1.0	1	0
TEAM	14	215	15.4	42	2
OPPONENTS	17	386	22.7	75t	3

PUNTING	No.	Yds	Avg	Net	TB	In	Lg	BI
J. Miller	84	3518	41.9	36.0	8	27	69	1
TEAM	84	3518	41.9	36.0	8	27	69	1
OPPONENTS	91	3694	40.6	32.1	11	23	61	0

PUNT RETURNS	Ret	FC	Yds	Avg	Lg	TD
A. Randle El	45	12	542	12.0	84t	2
C. Doering	0	0	9	0	9	0
TEAM	45	12	551	12.2	84t	2
OPPONENTS	47	12	296	6.3	45	0

KICKOFF RETURNS	No.	Yds	Avg	Lg	TD
I. Taylor	37	831	22.5	53	0
A. Randle El	24	466	19.4	34	0
L. Mays	4	79	19.8	27	0
D. Kreider	3	29	9.7	15	0
TEAM	68	1405	20.7	53	0
OPPONENTS	66	1359	20.6	100t	0

FIELD GOALS	1-19	20-29	30-39	40-49	50+
J. Reed	0/0	9/12	6/7	7/12	1/1
TEAM	0/0	9/12	6/7	7/12	1/1
OPPONENTS	1/1	7/7	5/5	8/9	0/2

J. Reed:

(29G,31G)(20G,51G)(24WR,33G)(26G,23G,30CR)
 (30G,37G)(24G,26G)(49G,33G,21G)(23WL)(45WR)
 (45WR,23G,46G)(23G,39G)(47SH,44G,48SH,40G)
 (43WL,20WL)(47G,40G)(42G)

Opponents:

(1)(44G)(19G,22G)(47G)(47WL,20G,22G)
 (36G,46G,34G)(20G)(32G,22G,44G)(27G,31G)
 (44G)(28G,41G)(31G)(46G,52SH,47G,51SH)

PASSING	Att	Cmp	Yds	Cmp%	Yds/Att	TD	TD%	Int	Int%	Lg	Sack/Lost	Rating
T. Maddox	519	298	3414	57.4	6.6	18	3.5	17	3.3	53	41/242	75.3
J. Miller	1	1	81	100.0	81.0	1	100.0	0	0.0	81t	0/0	158.3
C. Batch	8	4	47	50.0	5.9	0	0.0	0	0.0	22	1/2	68.2
A. Randle El	4	3	6	75.0	1.5	0	0.0	0	0.0	9	0/0	77.1
TEAM	532	306	3548	57.5	6.7	19	3.6	17	3.2	81t	42/244	76.4
OPPONENTS	484	294	3245	60.7	6.7	20	4.1	14	2.9	61t	35/203	82.4

2003 FINAL DEFENSIVE STATISTICS

Player	U	A	Tot	Sack/ Yds.	Int	TFL	PD	FF	FR
James Farrior	106	21	127	0/0	1	13.0	7	1	1
Kendrell Bell	88	20	108	5.0/36.0	1	13.0	3	1	0
Mike Logan	73	23	96	1.0/5.0	0	2.5	6	2	3
Brent Alexander	61	22	83	1.0/5.0	4	0.5	3	2	2
Joey Porter	47	15	62	5.0/43.0	0	4.5	2	0	2
Aaron Smith	40	12	52	2.0/17.0	0	4.5	4	0	0
Chad Scott	46	5	51	0/0	3	1.5	8	1	0
Jason Gildon	40	10	50	6.0/19.0	1	1.5	6	1	1
Dewayne Washington	43	6	49	0/0	1	3.5	7	0	0
Casey Hampton	31	13	44	1.0/1.0	0	3.5	2	0	0
Deshea Townsend	36	6	42	1.0/8.0	3	1.0	12	1	1
Kimo von Oelhoffen	32	8	40	8.0/42.0	0	2.5	0	0	1
Troy Polamalu	16	13	29	2.0/10.0	0	1.5	3	1	0
Ike Taylor	18	0	18	0/0	0	0.0	3	0	0
Clark Haggans	10	2	12	1.0/3.0	0	1.0	1	1	0
Chris Hope	10	1	11	0/0	0	0.0	1	0	0
Rodney Bailey	6	3	9	2.0/14.0	0	2.0	0	0	0
Kendrick Clancy	3	1	4	0/0	0	0.0	0	0	1
TOTALS	706	181	887	35.0/203.0	14	56.0	68	11	12
OPPONENTS	692	271	963	42.0/244.0	17	62.0	68	11	9



2003 SPECIAL TEAMS STATISTICS

Player	U	A	Tot	FF	FR	BL
Troy Polamalu	14	11	25	0	0	0
Clint Kriewaldt	16	7	23	0	1	0
Chidi Iwuoma	14	5	19	0	1	0
Ike Taylor	11	7	18	0	0	0
Clark Haggans	9	9	18	0	0	0
Chris Hope	11	4	15	0	0	0
Larry Foote	6	6	12	0	0	0
Lee Mays	7	4	11	0	0	0
Dewayne Washington	4	1	5	0	0	0
James Farrior	3	2	5	0	0	0
Brent Alexander	2	3	5	0	0	0
Deshea Townsend	2	3	5	0	0	0
Verron Haynes	2	2	4	0	0	0
Chris Doering	2	1	3	0	0	0
Russell Stuvaints	2	1	3	0	0	0
Mike Logan	1	0	1	0	0	0
Jeff Reed	1	0	1	0	0	0
Mike Schneck	1	0	1	0	0	0
Casey Hampton	0	0	0	0	0	1
TOTALS	108	66	174	0	2	1
OPPONENTS	107	25	132	3	4	1



2003 STARTING LINEUPS

OFFENSE

Opponent

SE	LT	LG	C	RG	RT	TE	FL	QB	RB	FB
Preseason										
Burress	M. Smith	Faneca	Hartings	Vincent	Ross	Bruener	Ward	Maddox	Bettis	Kreider
Burress	M. Smith	Faneca	Okobi	Vincent	Ross	Riemersma	Ward	Maddox	Maddox	Kreider
Burress	M. Smith	Faneca	Hartings	Simmons	Ross	Riemersma	Ward	Maddox	Zereoue	Kreider
Burress	M. Smith	Faneca	Hartings	Simmons	Fordham	Riemersma	Ward	Maddox	Zereoue	Kreider
Regular Season										
Burress	M. Smith	Faneca	Hartings	Simmons	Fordham	Riemersma	Ward	Maddox	Zereoue	Kreider
Burress	M. Smith	Faneca	Hartings	Simmons	Fordham	Riemersma	Ward	Maddox	Zereoue	Tuman (TE)
Burress	M. Smith	Faneca	Hartings	Simmons	Fordham	Riemersma	Ward	Maddox	Zereoue	Tuman (TE)
Burress	M. Smith	Faneca	Hartings	Simmons	Fordham	Tuman	Ward	Maddox	Zereoue	Randle El (WR)
Burress	Faneca	Vincent	Hartings	Simmons	Ross	Riemersma	Ward	Maddox	Zereoue	Kreider
Burress	Faneca	Vincent	Hartings	Simmons	Fordham	Tuman	Ward	Maddox	Zereoue	Kreider
Burress	Faneca	Vincent	Hartings	Simmons	Ross	Tuman	Ward	Maddox	Bettis	Kreider
Burress	Faneca	Vincent	Hartings	Simmons	Ross	Riemersma	Ward	Maddox	Bettis	Kreider
Burress	M. Smith	Faneca	Hartings	Simmons	Ross	Riemersma	Ward	Maddox	Bettis	Kreider
Burress	M. Smith	Faneca	Hartings	Simmons	Ross	Tuman	Ward	Maddox	Bettis	Kreider
Burress	Faneca	Vincent	Hartings	Simmons	Ross	Tuman	Ward	Maddox	Bettis	Kreider
Burress	Faneca	Vincent	Hartings	Simmons	Ross	Tuman	Ward	Maddox	Bettis	Kreider
Burress	Faneca	Vincent	Hartings	Simmons	Ross	Tuman	Ward	Maddox	Bettis	Riemersma (TE)
Burress	Faneca	Vincent	Hartings	Simmons	Ross	Tuman	Ward	Maddox	Bettis	Kreider
Burress	Faneca	Vincent	Hartings	Simmons	Ross	Tuman	Ward	Maddox	Bettis	Kreider

Regular Season

BALTIMORE (9/7)	Burress	M. Smith	Faneca	Hartings	Simmons	Fordham	Riemersma	Ward	Maddox	Zereoue	Kreider
at Kansas City (9/14)	Burress	M. Smith	Faneca	Hartings	Simmons	Fordham	Riemersma	Ward	Maddox	Zereoue	Tuman (TE)
at Cincinnati (9/21)	Burress	M. Smith	Faneca	Hartings	Simmons	Fordham	Riemersma	Ward	Maddox	Zereoue	Tuman (TE)
TENNESSEE (9/28)	Burress	Ross	Faneca	Hartings	Simmons	Fordham	Riemersma	Ward	Maddox	Zereoue	Randle El (WR)
CLEVELAND (10/5)	Burress	M. Smith	Faneca	Hartings	Simmons	Fordham	Tuman	Ward	Maddox	Zereoue	Kreider
at Denver (10/12)	Burress	Faneca	Vincent	Hartings	Simmons	Ross	Riemersma	Ward	Maddox	Zereoue	Kreider
ST. LOUIS (10/26)	Burress	Faneca	Vincent	Hartings	Simmons	Fordham	Tuman	Ward	Maddox	Bettis	Kreider
at Seattle (11/2)	Burress	Faneca	Vincent	Hartings	Simmons	Ross	Tuman	Ward	Maddox	Bettis	Kreider
ARIZONA (11/10)	Burress	Faneca	Vincent	Hartings	Simmons	Ross	Riemersma	Ward	Maddox	Bettis	Kreider
at San Francisco (11/17)	Burress	Faneca	Vincent	Hartings	Simmons	Ross	Riemersma	Ward	Maddox	Bettis	Kreider
at Cleveland (11/23)	Burress	M. Smith	Faneca	Hartings	Simmons	Ross	Tuman	Ward	Maddox	Bettis	Kreider
CINCINNATI (11/30)	Burress	M. Smith	Faneca	Hartings	Simmons	Ross	Tuman	Ward	Maddox	Bettis	Kreider
OAKLAND (12/7)	Burress	Faneca	Vincent	Hartings	Simmons	Ross	Tuman	Ward	Maddox	Bettis	Kreider
at New York Jets (12/14)	Burress	Faneca	Vincent	Hartings	Simmons	Ross	Tuman	Ward	Maddox	Bettis	Riemersma (TE)
SAN DIEGO (12/21)	Burress	Faneca	Vincent	Hartings	Simmons	Ross	Tuman	Ward	Maddox	Bettis	Kreider
at Baltimore (12/28)	Burress	Faneca	Vincent	Hartings	Simmons	Ross	Tuman	Ward	Maddox	Bettis	Kreider

2003 STARTING LINEUPS

PITTSBURGH



STEELERS

DEFENSE

Opponent

Opponent	LE	NT	RE	LOLB	LILB	RILB	ROLB	LCB	RCB	SS	FS
Preseason											
at Detroit (8/9)	A. Smith	Hampton	von Oelhoffen	Gildon	Farrior	Bell	Porter	Scott	Washington	Logan	Alexander
PHILADELPHIA (8/16)	A. Smith	Hampton	von Oelhoffen	Gildon	Farrior	Bell	Porter	Scott	Washington	Logan	Alexander
DALLAS (8/21)	A. Smith	Hampton	von Oelhoffen	Haggans	Farrior	Bell	Porter	Scott	Washington	Logan	Alexander
at Carolina (8/29)	A. Smith	Hampton	von Oelhoffen	Gildon	Farrior	Bell	Porter	Scott	Washington	Logan	Alexander

Regular Season

Opponent	LE	NT	RE	LOLB	LILB	RILB	ROLB	LCB	RCB	SS	FS
Regular Season											
BALTIMORE (9/7)	A. Smith	Hampton	von Oelhoffen	Gildon	Farrior	Bell	Haggans	Scott	Washington	Logan	Alexander
at Kansas City (9/14)	A. Smith	Hampton	von Oelhoffen	Gildon	Farrior	Bell	Haggans	Scott	Washington	Logan	Alexander
at Cincinnati (9/21)	A. Smith	Hampton	von Oelhoffen	Gildon	Farrior	Bell	Porter	Scott	Washington	Logan	Alexander
TENNESSEE (9/28)	A. Smith	Hampton	von Oelhoffen	Gildon	Farrior	Bell	Porter	Scott	Washington	Logan	Alexander
CLEVELAND (10/5)	A. Smith	Hampton	von Oelhoffen	Gildon	Farrior	Bell	Porter	Scott	Washington	Logan	Alexander
at Denver (10/12)	A. Smith	Hampton	von Oelhoffen	Gildon	Farrior	Bell	Porter	Scott	Washington	Logan	Alexander
ST. LOUIS (10/26)	A. Smith	Hampton	von Oelhoffen	Gildon	Farrior	Bell	Porter	Scott	Washington	Logan	Alexander
at Seattle (11/2)	A. Smith	Hampton	von Oelhoffen	Gildon	Farrior	Bell	Porter	Scott	Washington	Logan	Alexander
ARIZONA (11/9)	A. Smith	Hampton	von Oelhoffen	Gildon	Farrior	Bell	Porter	Scott	Washington	Logan	Alexander
at San Francisco (11/17)	A. Smith	Hampton	von Oelhoffen	Gildon	Farrior	Bell	Porter	Scott	Washington	Logan	Alexander
at Cleveland (11/23)	A. Smith	Hampton	von Oelhoffen	Gildon	Farrior	Bell	Porter	Scott	Washington	Logan	Alexander
CINCINNATI (11/30)	A. Smith	Hampton	von Oelhoffen	Gildon	Farrior	Bell	Porter	Scott	Washington	Logan	Alexander
OAKLAND (12/7)	A. Smith	Hampton	von Oelhoffen	Gildon	Farrior	Bell	Porter	Scott	Washington	Logan	Alexander
at New York Jets (12/14)	A. Smith	Hampton	von Oelhoffen	Gildon	Farrior	Bell	Porter	Scott	Washington	Logan	Alexander
SAN DIEGO (12/21)	A. Smith	Hampton	von Oelhoffen	Gildon	Farrior	Bell	Porter	Scott	Washington	Logan	Alexander
at Baltimore (12/28)	A. Smith	Hampton	von Oelhoffen	Gildon	Farrior	Bell	Porter	Scott	Washington	Logan	Alexander


**GAME
1**

STEELERS 34 RAVENS 15

Sept. 7, 2003



PITTSBURGH — The Steelers won their season-opener by defeating the Baltimore Ravens, 34-15, at Heinz Field.

The Steelers dominated on both sides of the ball, led by quarterback Tommy Maddox, who completed 21-of-29 passes for 260 yards, three touchdowns and a 134.3 passer-rating.

Maddox connected early and often with starting wide receivers Hines Ward and Plaxico Burress, who combined for 15 receptions for 207 yards and two touchdowns.

Pittsburgh scored on their opening drive on a 29-yard field goal by kicker Jeff Reed to give the Steelers a 3-0 lead.

Steelers linebacker Kendrell Bell made his first career interception on Baltimore's opening drive to set up a 31-yard Reed field goal, which gave Pittsburgh a 6-0 lead.

Maddox led Pittsburgh on an eight-play, 90-yard drive midway through the second quarter and increased the Steelers' lead to 13-0 on a four-yard touchdown pass to Ward.

The Steelers scored again on their first possession in the third quarter when Maddox connected with tight end Jay Riemersma for a 20-yard touchdown pass.

Safety Brent Alexander forced Ravens running back Jamal Lewis to fumble in the third quarter, and the Steelers were quick to capitalize. Maddox connected with Ward for a 28-yard score on Pittsburgh's first play from scrimmage and the Steelers took a 27-0 lead.

Two pass interference penalties and a defensive holding call enabled the Ravens to close the score to 27-7 on a 14-yard touchdown run by Lewis late in the third quarter.

The Steelers responded in the fourth quarter with an eight-yard touchdown run by Zereoue that increased the Steelers' lead to 34-15.

A fumble by Steelers running back Verron Haynes at the Pittsburgh two-yard line set up the Ravens' final points. A five-yard touchdown pass to wide receiver Travis Taylor, combined with a successful two-point conversion attempt on a reception by tight end Todd Heap made the final score, 34-15.

Ravens	0	0	7	8	15
STEELERS	6	7	14	7	34

TEAM	Q	TIME	PLAY	DRIVE	SCORE
PIT	1	10:19	Reed 29 FG	10-69; 4:41	3-0
PIT	1	4:01	Reed 31 FG	8-15; 3:21	6-0
PIT	2	2:57	Ward 4 pass from Maddox (Reed kick)	8-90; 4:08	13-0
PIT	3	9:49	Riemersma 20 pass from Maddox (Reed kick)	8-60; 3:28	20-0
PIT	3	3:54	Ward 28 pass from Maddox (Reed kick)	1-28; 0:07	27-0
BAL	3	1:56	J. Lewis 14 run (Stover kick)	3-80; 1:58	27-7
PIT	4	9:01	Zereoue 8 run (Reed kick)	9-48; 3:59	34-7
BAL	4	4:22	T. Taylor 5 pass from Boller (Boller-Heap Pass)	3-2; 1:02	34-15

Attendance: 63,157

TEAM STATISTICS			INDIVIDUAL STATISTICS	
	Ravens	Steelers	RUSHING: Bal. — Lewis 15-69, 1 TD; Boller 5-14; Ricard 2-6; C. Taylor 1-(-1). Pit. — Zereoue 15-56, 1 TD; Haynes 11-18; Bettis 4-14; Kreider 1-9; Randle El 3-(-9).	
1st Downs	17 (4-9-4)	21 (5-13-3)	PASSING: Bal. — Boller 43-22-1, 152, 1 TD. Pit. — Maddox 29-21-0, 260, 3 TD; Randle El 0-0-0, 0.	
3rd Downs	5-16 (31%)	7-15 (47%)	RECEIVING: Bal. — Heap 6-55; T. Taylor 5-33, 1 TD; Jones 3-21; C. Taylor 3-10; J. Lewis 2-4; Robinson 1-14; Johnson 1-12; Ricard 1-3. Pit. — Ward 9-91, 2 TD; Burress 6-116; Riemersma 2-29, 1 TD; Randle El 1-13; Haynes 1-9; Tuman 1-3; Zereoue 1-(-1).	
4th Downs	1-2 (50%)	1-1 (100%)		
Total Net Yards	231	339		
Plays-Avg.	68-3.4	65-5.2		
Rushing Yards	88	98		
Att.-Avg.	23-3.8	33-3.0		
Passing Yards	143	241		
Sacked by Opp.	2-9	3-19		
Pass-Att.-Comp.	43-22-1	29-21-0		
Punts-Avg.	6-37.7	5-46.2		
Penalties	10-81	9-138		
Fumbles-Lost	4-1	2-1		
Time of Pos.	27:20	32:40		


**GAME
2**
CHIEFS 41 STEELERS 20
Sept. 14, 2003


KANSAS CITY — The Steelers jumped out to an early lead, but were ultimately defeated, 41-20, by the Kansas City Chiefs at Arrowhead Stadium.

In a game that was expected to match two of the NFL's top passing attacks, Kansas City was limited to 124 yards passing, and Steelers quarterback Tommy Maddox threw three interceptions.

Maddox did throw for 336 yards and one touchdown, but was sacked four times and had one interception returned for a touchdown. The Steelers never got their running game going, gaining only 60 yards on the ground.

Pittsburgh's pass defense started off well when cornerback Chad Scott intercepted Trent Green's first pass of the game and returned it 26 yards for a touchdown and a 7-0 Steelers lead.

The Chiefs were forced to punt on their next possession and the Steelers struck again. Maddox completed a 50-yard pass to wide receiver Hines Ward on the first play from scrimmage, giving Pittsburgh a first

down at the Kansas City seven-yard line. A 20-yard field goal by kicker Jeff Reed then increased the Steelers' lead to 10-0.

Dante Hall's 100-yard return for a touchdown on the ensuing kickoff closed the score to 10-7.

Steelers linebacker James Farrior intercepted his first career pass as a Steeler later in the first quarter. Maddox then connected with wide receiver Plaxico Burress on the first play from scrimmage for a 33-yard touchdown and a 17-7 Pittsburgh lead.

Kansas City scored three straight touchdowns in the second quarter to take a 27-17 lead.

The Steelers scored their final points of the game on Jeff Reed's career-long 51-yard field goal that made the score, 27-20, at the half.

However, Kansas City running back Priest Holmes rushed for touchdowns of four and 31 yards in the second half to help Kansas City pull away for the 41-20 victory.

Steelers	17	3	0	0	20
CHIEFS	7	20	7	7	41

TEAM	Q	TIME	PLAY	DRIVE	SCORE
PIT	1	14:12	Scott 26 interception return (Reed kick)	—; —	7-0
PIT	1	9:48	Reed 20 FG	5-55; 2:45	10-0
KC	1	9:35	Hall 100 kickoff return (Andersen kick)	0-0; 0:13	10-7
PIT	1	3:27	Burress 33 pass from Maddox (Reed kick)	1-33; 0:06	17-7
KC	2	12:49	Holmes 3 run (Andersen kick)	11-72; 5:38	17-14
KC	2	4:50	Dunn 3 pass from Green (Andersen kick)	10-86; 4:59	17-21
KC	2	2:25	Woods 46 interception return (Kick failed)	—; —	17-27
PIT	2	0:00	Reed 51 FG	9-38; 2:25	20-27
KC	3	12:10	Holmes 4 run (Andersen kick)	2-7; 0:40	20-34
KC	4	5:06	Holmes 31 run (Andersen kick)	5-63; 2:50	20-41

Attendance: 78,461

TEAM STATISTICS			INDIVIDUAL STATISTICS	
	Steelers	Chiefs		
1st Downs	16 (2-14-0)	19 (10-6-3)	RUSHING: Pit. — Zereoue 11-48; Beltis 4-7; Ward 1-5. K.C. — Holmes 26-122, 3 TD; Richardson 5-19; Hall 2-19; Green 2-(-2).	
3rd Downs	6-16 (38%)	5-11 (45%)	PASSING: Pit. — Maddox 47-28-3, 336, 1 TD. K.C. — Green 21-15-2, 125, 1 TD.	
4th Downs	0-2 (0%)	0-0 (0%)	RECEIVING: Pit. — Ward 9-146; Burress 7-115, 1 TD; Haynes 3-21; Doering 3-21; Randle El 3-15; Zereoue 2-17; Kreider 1-1. K.C. — Morton 4-44; Kennison 4-43; Gonzalez 2-8; Holmes 2-6; Blaylock 1-19; Dunn 1-3, 1 TD; Hall 1-2.	
Total Net Yards	380	282		
Plays-Avg.	67-5.7	57-4.9		
Rushing Yards	60	158		
Att.-Avg.	16-3.8	35-4.5		
Passing Yards	320	124		
Sacked by Opp.	4-16	1-1		
Pass-Att.-Comp.	47-28-3	21-15-2		
Punts-Avg.	5-43.2	5-44.0		
Penalties	8-82	4-32		
Fumbles-Lost	1-1	0-0		
Time of Pos.	29:13	30:47		


**GAME
3**
STEELERS 17 BENGALS 10
Sept. 21, 2003


CINCINNATI — The Steelers gave a solid team effort and defeated the Cincinnati Bengals, 17-10, at Paul Brown Stadium.

Pittsburgh controlled the ball for more than 37 minutes, while the Steelers' defense sacked Cincinnati quarterback Jon Kitna four times while yielding only 11 first downs.

Pittsburgh's defense allowed the Bengals to gain only 57 yards rushing and 125 passing. Linebacker Kendrell Bell registered his first two sacks of the season and defensive end Kimo von Oelhoffen recorded his second sack of the year.

Outside linebacker Joey Porter started his first game since recovering from a gunshot wound, and recorded his first sack of the year.

A tipped ball by cornerback Chad Scott deep in Steelers territory allowed linebacker Jason Gildon to intercept his first pass of the season. Gildon also defended two passes.

Steelers rookie Ike Taylor returned the opening kickoff 40 yards and the Steelers appeared to be in position to take an early lead. However, kicker Jeff

Reed missed his first field goal attempt of the season and the game remained scoreless.

The Steelers faked a field goal attempt with no score in the game in the second quarter. Quarterback Tommy Maddox, who holds for placements, completed a pass to tight end Jerame Tuman for 23 yards and a first down at the Cincinnati seven. Wide receiver Hines Ward caught a seven-yard touchdown pass three plays later to give Pittsburgh a 7-0 lead.

A 44-yard Cincinnati field goal cut Pittsburgh's lead to 7-3 in the third quarter.

Running back Jerome Bettis, who did not play in the first half, ran six consecutive times for 23 yards and scored a touchdown on the Steelers' next drive to give Pittsburgh a 14-3 lead. The Steelers increased their lead in the fourth quarter on a 33-yard field goal by Reed.

Cincinnati wide receiver Peter Warrick caught a five-yard touchdown pass to make the score to 17-10, but Pittsburgh ran out the final 5:54 of the game to preserve the victory.

Steelers	0	7	7	3	17
BENGALS	0	0	3	7	10

TEAM	Q	TIME	PLAY	DRIVE	SCORE
PIT	2	1:46	Ward 7 pass from Maddox (Reed kick)	11-80; 4:25	7-0
CIN	3	10:04	Graham 44 FG	5-19; 2:21	7-3
PIT	3	3:26	Bettis 1 run (Reed kick)	12-71; 6:38	14-3
PIT	4	13:37	Reed 33 FG	8-53; 3:16	17-3
CIN	4	5:54	Warrick 5 pass from Kitna (Graham kick)	9-47; 4:38	17-10

Attendance: 64,596

TEAM STATISTICS			INDIVIDUAL STATISTICS	
	Steelers	Bengals	RUSHING: Pit. — Zereoue 16-69; Bettis 16-59, 1 TD; Kreider 3-13; Randle El 1-5; Maddox 1-(-1); Burress 1-(-7). Cin. — Dillon 7-26; Kitna 2-14; Bennett 6-12; Warrick 1-5.	
1st Downs	22 (9-12-1)	11 (1-8-2)	PASSING: Pit. — Maddox 34-21-1, 240, 1 TD. Cin. — Kitna 24-16-1, 157, 1 TD.	
3rd Downs	8-16 (50%)	3-10 (30%)	RECEIVING: Pit. — Burress 5-56; Ward 4-48, 1 TD; Doering 3-25; Tuman 2-28; Riemersma 2-28; Randle El 2-19; Kreider 2-17; Zereoue 1-29.	
4th Downs	2-2 (100%)	0-0 (0%)	Cin. — Johnson 4-77; Warrick 4-21, 1 TD; Kelly 3-27; Bennett 3-18; Schobel 1-8; Stewart 1-6.	
Total Net Yards	376	182		
Plays-Avg.	73-5.2	44-4.1		
Rushing Yards	138	57		
Att.-Avg.	38-3.6	16-3.6		
Passing Yards	238	125		
Sacked by Opp.	1-2	4-32		
Pass-Att.-Comp.	34-21-1	24-16-1		
Punts-Avg.	3-44.0	6-40.5		
Penalties	6-53	7-49		
Fumbles-Lost	1-0	0-0		
Time of Pos.	37:06	22:54		


**GAME
4**
**TITANS 30 STEELERS 13
Sept. 28, 2003**


PITTSBURGH — The Steelers statistically dominated the Tennessee Titans, but were still defeated, 30-13, at Heinz Field.

Pittsburgh controlled the ball for 35:50, outgained the Titans 376 to 198, and made 25 first downs to Tennessee's nine. However, two interceptions, a safety and a deflected field-goal attempt changed the tone of the game.

The Steelers jumped out to a 10-0 lead and appeared to be in control of the game. Pittsburgh received the opening kickoff and drove 77 yards on 16 plays when kicker Jeff Reed kicked a 26-yard field goal to give Pittsburgh a 3-0 lead.

The Steelers forced a Tennessee punt, and then moved the ball 64 yards on nine plays on their second possession, capped by Amos Zereoue's five-yard touchdown run that made the score, 10-0.

Tennessee scored their first points when linebacker Rocky Boiman sacked Steelers quarterback Tommy Maddox in the end zone for a safety. The Titans received the free kick and drove 55 yards on three

plays to make the score 10-9 on a 10-yard touchdown catch by wide receiver Drew Bennett.

Reed kicked a 23-yard field goal in the second quarter to increase Pittsburgh's lead to 13-9.

However, Tennessee cornerback Samari Rolle intercepted Maddox later in the period and returned the ball to the Pittsburgh one. A one-yard touchdown catch by tight end Erron Kinney gave Tennessee their first lead of the game, 16-13.

Titans safety Tank Williams tipped Reed's 30-yard field goal attempt in the third quarter and the ball hit the crossbar to end the Steelers' only scoring threat in the third quarter.

Tennessee responded by driving 80 yards on nine plays, including a 29-yard touchdown catch by wide receiver Justin McCareins that increased the Titans lead to 23-13.

Maddox's second interception came early in the fourth quarter and was returned 60 yards by Boiman for a touchdown to make the final score 30-13.

Titans	0	16	7	7	30
STEELERS	3	10	0	0	13

TEAM	Q	TIME	PLAY	DRIVE	SCORE
PIT	1	5:43	Reed 26 FG	16-77; 9:17	3-0
PIT	2	13:53	Zereoue 5 run (Reed kick)	9-64; 4:53	10-0
TEN	2	9:30	Maddox sacked in end zone by Boiman for safety	—;—	10-2
TEN	2	7:51	Bennett 10 pass from McNair (Anderson kick)	3-55; 1:39	10-9
PIT	2	2:40	Reed 23 FG	10-55; 5:11	13-9
TEN	2	0:26	Kinney 1 pass from McNair (Anderson kick)	2-1; 0:24	13-16
TEN	3	4:33	McCareins 29 pass from McNair (Anderson kick)	9-80; 5:18	13-23
TEN	4	12:46	Boiman 60 interception return (Anderson kick)	—;—	13-30

Attendance: 63,244

TEAM STATISTICS			INDIVIDUAL STATISTICS	
	Titans	Steelers		
1st Downs	9 (1-7-1)	25 (5-16-4)	RUSHING: Ten. — George 11-21; Holcombe 3-11; McNair 2-5; Brown 6-3. Pit. — Zereoue 18-51, 1 TD; Randle El 1-15; Bettis 3-6; Maddox 2-(-1); Haynes 1-(-2).	
3rd Downs	3-10 (30%)	4-13 (31%)	PASSING: Ten. — McNair 16-15-0, 161, 3 TD. Pit. — Maddox 47-31-2, 332.	
4th Downs	0-0 (0%)	2-3 (67%)	RECEIVING: Ten. — McCareins 5-81, 1TD; Kinney 4-19, 1TD; Bennett 2-52, 1TD; Meier 1-5; Mason 1-4; Holcombe 1-3; George 1-(-3). Pit. — Ward 9-76; Zereoue 6-48; Randle El 5-47; Burress 4-64; Doering 3-44; Riemersma 3-44; Mays 1-9.	
Total Net Yards	198	376		
Plays-Avg.	39-5.1	75-5.0		
Rushing Yards	40	69		
Att.-Avg.	22-1.8	25-2.8		
Passing Yards	158	307		
Sacked by Opp.	1-3	3-25		
Pass-Att.-Comp.	16-15-0	47-31-2		
Punts-Avg.	7-43.1	4-40.0		
Penalties	10-77	8-80		
Fumbles-Lost	0-0	1-0		
Time of Pos.	24:10	35:50		


**GAME
5**
BROWNS 33 STEELERS 13
Oct. 5, 2003


PITTSBURGH — The Cleveland Browns defeated the Steelers, 33-13, in front of 64,595 fans, the largest regular-season crowd in Heinz Field history.

The Steelers were dominated in all areas of the game, losing their first game to an AFC North opponent since the NFL realigned prior to the 2002 season. The loss ended a streak of nine straight division wins and five consecutive regular-season wins versus Cleveland.

The Steelers did not score first and allowed their opponent to score on their opening drive for the first time this season.

Cleveland received the opening kickoff and took an early 7-0 lead on a six-yard touchdown catch by wide receiver Andre' Davis. A 19-yard field goal by Cleveland kicker Phil Dawson increased the Browns lead to 10-0 in the first quarter.

A muffed punt return by Cleveland's Dennis Northcutt was recovered by Pittsburgh linebacker Clint Kriewaldt, setting up Jeff Reed's 30-yard field goal, which pulled the Steelers within 10-3.

However, a 69-yard kickoff return on the ensuing kick led to a nine-yard touchdown catch by Cleveland's Kevin Johnson. Steelers nose tackle Casey Hampton blocked the extra point, and Pittsburgh trailed 16-3.

The Steelers scored their only touchdown of the game and pulled to within 16-10 in the second quarter on a one-yard run by Jerome Bettis. But the Browns instantly responded when Cleveland quarterback Tim Couch scrambled nine yards for a touchdown and a 23-10 halftime lead.

The Browns increase their lead to 30-10 early in the third quarter when Cleveland cornerback Daylon McCutcheon intercepted Tommy Maddox and returned it 75 yards for a score.

Pittsburgh safety Brent Alexander's first interception of the season set up Reed's 37-yard field goal that pulled the Steelers to within 30-13. But a 22-yard fourth quarter field goal by Dawson made the final score, 33-13.

Browns		10	13	7	3	33
STEELERS		0	10	3	0	13
TEAM	Q	TIME	PLAY	DRIVE	SCORE	
CLE	1	9:07	Davis 6 pass from Couch (Dawson kick)	10-81; 5:53	0-7	
CLE	1	5:46	Dawson 19 FG	6-19; 2:33	0-10	
PIT	2	14:56	Reed 30 FG	4-9; 1:29	3-10	
CLE	2	12:44	Johnson 9 pass from Couch (kick blocked)	4-23; 2:12	3-16	
PIT	2	3:17	Bettis 1 run (Reed kick)	6-64; 2:37	10-16	
CLE	2	0:06	Couch 9 run (Dawson kick)	9-78; 3:11	10-23	
CLE	3	9:30	McCutcheon 75 interception return (Dawson kick)	—; —	10-30	
PIT	3	2:56	Reed 37 FG	8-22; 2:21	13-30	
CLE	4	9:32	Dawson 22 FG	11-51; 5:38	13-33	

Attendance: 64,595

TEAM STATISTICS			INDIVIDUAL STATISTICS	
	Browns	Steelers	RUSHING: Cle. — Green 33-115; Couch 4-11, 1 TD; Morgan 1-1; Faine 1-0; White 1-(-3). Pit. — Zereoue 13-38; Batch 1-11; Bettis 3-8, 1 TD; Randle El 1-3.	
1st Downs	22(8-12-2)	11 (3-7-1)	PASSING: Cle. — Couch 25-20-1, 208, 2 TD. Pit. — Maddox 24-11-2, 136; Batch 6-3-0, 25.	
3rd Downs	7-13 (54%)	1-11 (9%)	RECEIVING: Cle. — Northcutt 5-58; Morgan 4-51; Davis 3-32, 1 TD; Johnson 3-20, 1 TD; Heiden 2-30; Sanders 1-6; King 1-6; Green 1-5. Pit. — Zereoue 7-57; Randle El 3-25; Ward 2-55; Burress 1-19; Tuman 1-5.	
4th Downs	0-0 (0%)	0-1 (0%)		
Total Net Yards	324	209		
Plays-Avg.	66-4.9	51-4.1		
Rushing Yards	124	60		
Att.-Avg.	40-3.1	18-3.3		
Passing Yards	200	149		
Sacked by Opp.	1-8	3-13		
Pass-Att.-Comp.	25-20-1	30-14-2		
Punts-Avg.	4-42.3	5-42.8		
Penalties	2-10	10-62		
Fumbles-Lost	2-1	2-1		
Time of Pos.	37:28	22:32		


**GAME
6**
BRONCOS 17 STEELERS 14
Oct. 12, 2003


DENVER — The Steelers gave a solid defensive effort, but could not stop a last-second field goal that gave the Denver Broncos a 17-14 victory at Invesco Field at Mile High.

Pittsburgh's defense limited Denver to 242 total yards (77 rushing, 165 passing) and allowed the Broncos to convert only two-of-eight third-down attempts. The Steelers also intercepted two passes and recovered a fumble on defense, while allowing Denver to control the ball for only 23:45.

The Steelers offensive line allowed seven sacks in the game as eight players rotated in and out of the lineup.

Steelers cornerback Chad Scott intercepted Denver quarterback Steve Beuerlein on the Broncos' first play from scrimmage and returned it 24 yards to the Denver nine-yard line. Kicker Jeff Reed converted a 24-yard field goal attempt to give the Steelers a 3-0 lead.

Denver responded early in the second quarter with a 10-yard touchdown pass to tight end Shannon Sharpe to take a 7-3 lead.

Steelers free safety Brent Alexander intercepted Beuerlein in the second quarter and returned it 19 yards to the Denver 14. Reed then kicked a 26-yard field goal to pull Pittsburgh within 7-6.

The score remained 7-6 into the fourth quarter when Jerome Bettis fumbled for the first time since the Steelers' 2002 season-opener at New England (Sept. 9). The Broncos took advantage of the turnover and increased their lead to 14-6 on an 11-yard touchdown pass to wide receiver Rod Smith.

Bettis made amends for his turnover later in the period by capping a 13-play, 74-yard drive with a one-yard touchdown run to close the score to 14-12. Bettis then ran for the two-point conversion to tie the game at 14-14.

Denver began their final possession at their own 20-yard line with 2:41 left in the game, and moved the ball to the Pittsburgh 29 on nine plays. With five seconds left in regulation, Broncos kicker Jason Elam kicked a 47-yard field goal to give Denver a 17-14 victory.

Steelers	3	3	0	8	14
BRONCOS	0	7	0	10	17

TEAM	Q	TIME	PLAY	DRIVE	SCORE
PIT	1	9:00	Reed 24 FG	4-4; 1:32	3-0
DEN	2	12:09	Sharpe 10 pass from Beuerlein (Elam kick)	8-64; 4:31	3-7
PIT	2	6:15	Reed 26 FG	4-11; 1:40	6-7
DEN	4	9:22	Smith 11 pass from Beuerlein (Elam kick)	4-52; 2:01	6-14
PIT	4	2:41	Bettis 1 run (Bettis run)	13-74; 6:41	14-14
DEN	4	0:00	Elam 47 FG	10-51; 2:41	14-17

Attendance: 75,974

TEAM STATISTICS			INDIVIDUAL STATISTICS	
	Steelers	Broncos	RUSHING: Pit. — Bettis 14-34, 1 TD; Haynes 2-20; Zereoue 10-15; Ward 2-9; Randle El 2-7.	
1st Downs	17 (5-10-2)	15 (4-9-2)	Den. — Portis 15-47; Smith 1-26; Beuerlein 1-5; Droughns 1-(-1).	
3rd Downs	4-15 (27%)	2-8 (25%)	PASSING: Pit. — Maddox 30-19-0, 182; Randle El 1-1-0, 4. Den. — Beuerlein 28-17-2, 172, 2 TD.	
4th Downs	2-2 (100%)	0-0 (0%)	RECEIVING: Pit. — Ward 8-81; Burress 5-60; Zereoue 2-9; Kreider 1-13; Randle El 1-7; Bettis 1-7; Riemersma 1-6; Haynes 1-3. Den. — Sharpe 6-55, 1 TD; Portis 5-26; Smith 4-70, 1 TD; McCaffrey 1-16; Lelie 1-5.	
Total Net Yards	215	242		
Plays-Avg.	68-3.2	48-5.0		
Rushing Yards	85	77		
Att.-Avg.	30-2.8	18-4.3		
Passing Yards	130	165		
Sacked by Opp.	7-56	2-7		
Pass-Att.-Comp.	31-20-0	28-17-2		
Punts-Avg.	7-46.7	6-52.8		
Penalties	9-85	6-37		
Fumbles-Lost	3-1	2-1		
Time of Pos.	36:15	23:45		


**GAME
7**
RAMS 33 STEELERS 21
Oct. 26, 2003


PITTSBURGH — The Steelers lost their fourth consecutive game and dropped to 2-5 when they were defeated, 33-21, by the St. Louis Rams.

On a day that the Steelers celebrated their 1,000th game, Pittsburgh dropped into last place in their division — after seven games — for the first time since 1989. The Steelers rallied to earn a Wild Card playoff berth that season.

The Rams took a 7-0 lead on a 36-yard touchdown catch by wide receiver Torry Holt early in the first quarter.

The Steelers tied the game at 7-7 later in the period when Antwaan Randle El returned a punt 84 yards for a touchdown that was set up by an outstanding block by Chris Hope.

St. Louis recaptured the lead on a one-yard touchdown run by rookie running back Arlen Harris, that gave the Rams a 14-7 advantage.

The Steelers immediately answered when wide receiver Hines Ward caught a nine-yard touchdown pass to tie the game at 14-14. A 45-yard catch by

Ward earlier in the drive helped set up the score.

The Rams answered on their next possession when kicker Jeff Wilkins kicked a 20-yard field goal to give St. Louis a 17-14, halftime lead. A 22-yard field goal by Wilkins in the third quarter increased the Rams' lead to 20-14.

A 32-yard run on a direct snap to Randle El, and a 22-yard touchdown catch by Ward gave the Steelers their final lead of the game, 21-20.

The Rams regained the lead for good late in the third quarter on a nine-yard touchdown run by Harris. Harris scored again on a nine-yard run in the fourth quarter, and the Rams failed on a two-point conversion attempt to make the final score, 33-21.

St. Louis dominated the game statistically, controlling the ball for 40 minutes, gaining 448 total yards and producing 26 first downs. The Steelers struggled throughout the game on third down, converting only one-of-10 opportunities, while making only 11 first downs.

Rams	7	10	10	6	33
STEELERS	7	7	7	0	21
TEAM	Q	TIME	PLAY	DRIVE	SCORE
STL	1	10:23	Holt 36 pass from Bulger (Wilkins kick)	4-84; 2:39	0-7
PIT	1	0:43	Randle El 84 punt return (Reed kick)	—; —	7-7
STL	2	7:58	Harris 1 run (Wilkins kick)	8-89; 4:02	7-14
PIT	2	4:55	Ward 9 pass from Maddox (Reed kick)	5-76; 3:03	14-14
STL	2	0:52	Wilkins 20 FG	11-71; 4:03	14-17
STL	3	9:13	Wilkins 22 FG	9-26; 4:20	14-20
PIT	3	6:15	Ward 22 pass from Maddox (Reed kick)	4-72; 2:22	21-20
STL	3	2:31	Harris 9 run (Wilkins kick)	7-70; 4:20	21-27
STL	4	7:54	Harris 9 run (Wilkins kick)	11-60; 6:19	21-33

Attendance: 62,665

TEAM STATISTICS			INDIVIDUAL STATISTICS	
	Rams	Steelers	RUSHING: STL. — Harris 34-81, 3 TD; Bulger 3-8. Pit. — Bettis 12-42; Randle El 2-39; Zereoue 2-6; Maddox 1-4; Ward 1-3.	
1st Downs	26 (7-15-4)	11 (2-8-1)	PASSING: STL. — Bulger 37-22-0, 375, 1 TD. Pit. — Maddox 28-12-3, 159, 2 TD.	
3rd Downs	5-16 (31%)	1-10 (10%)	RECEIVING: STL. — Holt 7-174, 1 TD; Harris 4-15; Bruce 3-73; Manumaleuna 3-32; Looker 3-27; Cleeland 2-54. Pit. — Ward 5-90, 2 TD; Zereoue 2-14; Randle El 2-13; Tuman 1-21; Kreider 1-15; Burrell 1-6.	
4th Downs	1-1 (100%)	0-1 (0%)		
Total Net Yards	448	245		
Plays-Avg.	76-5.9	48-5.1		
Rushing Yards	89	94		
Att.-Avg.	37-2.4	18-5.2		
Passing Yards	359	151		
Sacked by Opp.	2-16	2-8		
Pass-Att.-Comp.	37-22-0	28-12-3		
Punts-Avg.	6-42.0	6-43.0		
Penalties	8-45	5-37		
Fumbles-Lost	0-0	2-1		
Time of Pos.	40:00	20:00		


**GAME
8**
SEAHAWKS 23 STEELERS 16
Nov. 2, 2003


SEATTLE — The Steelers lost their fifth straight game and fell to 2-6 after losing to the Seattle Seahawks, 23-16, at Seahawks Stadium.

The Steelers defense played well throughout most of the game, but gave up 14 points in the fourth quarter, Seattle's only two touchdowns of the game.

The Seahawks took a 3-0 lead on the game's opening drive on a 36-yard field goal by kicker Josh Brown. Pittsburgh tied the score at 3-3 in the second quarter on a 49-yard field goal by kicker Jeff Reed. However, Seattle regained the lead on Brown's 46-yard field goal that made the score 6-3 at halftime.

The teams traded field goals in the third quarter, including a 34-yard kick by Brown followed by a 33-yarder by Reed, giving Seattle a 9-6 lead.

The Steelers registered a season-high five sacks and limited Seattle to 27 percent (three-of-11) on third down. But Pittsburgh was flagged for 11 penalties totaling 76 yards and had a punt blocked for the first time this season.

The Seahawks increased their lead to 16-6 early in

the fourth quarter on a 14-yard touchdown catch by wide receiver Darrell Jackson. The Steelers answered on the ensuing drive when a 37-yard catch by wide receiver Plaxico Burress set up a two-yard touchdown catch by fellow wideout Hines Ward. It was Ward's team-leading sixth touchdown of the season and pulled Pittsburgh within 16-13.

Seattle faced a second-and-12 from the Pittsburgh 45-yard line when Jackson caught a pass and raced to the Steelers' two-yard line. A one-yard touchdown run by running back Shaun Alexander gave the Seahawks a 23-13 lead.

The Steelers drove deep into Seattle territory on the ensuing drive, but had to settle for a 21-yard field goal that made the score 23-16 with 3:24 left in the game.

Pittsburgh's defense forced Seattle to punt and the Steelers regained possession with 1:05 remaining. However, Pittsburgh could not score and ultimately dropped to three games out of first place in the AFC North.

Steelers	0	3	3	10	16
SEAHAWKS	3	3	3	14	23

TEAM	Q	TIME	PLAY	DRIVE	SCORE
SEA	1	11:22	Brown 36 FG	8-69; 3:38	0-3
PIT	2	12:12	Reed 49 FG	7-28; 3:28	3-3
SEA	2	7:05	Brown 46 FG	6-9; 2:21	3-6
SEA	3	10:39	Brown 34 FG	7-11; 1:42	3-9
PIT	3	3:54	Reed 33 FG	13-48; 6:45	6-9
SEA	4	12:28	Jackson 14 pass from Hasselbeck (Brown kick)	13-74; 6:26	6-16
PIT	4	9:32	Ward 2 pass from Maddox (Reed kick)	6-71; 2:56	13-16
SEA	4	7:21	Alexander 1 run (Brown kick)	5-65; 2:11	13-23
PIT	4	3:24	Reed 21 FG	10-68; 3:57	16-23

Attendance: 66,507

TEAM STATISTICS			INDIVIDUAL STATISTICS	
	Steelers	Seahawks	RUSHING: Pit. — Bettis 17-50; Zereoue 7-32; Ward 3-14; Maddox 2-5; Kreider 1-4. Sea. — Alexander 20-48, 1 TD; Morris 3-47; Hasselbeck 2-3.	
1st Downs	19 (5-12-2)	19 (5-12-2)	PASSING: Pit. — Maddox 35-21-0, 226, 1 TD. Sea. — Hasselbeck 31-18-0, 215, 1 TD.	
3rd Downs	4-14 (29%)	3-11 (27%)	RECEIVING: Pit. — Ward 8-66, 1 TD; Burress 5-75; Randle El 3-45; Zereoue 3-18; Tuman 2-22. Sea. — Jackson 5-85, 1 TD; Robinson 3-51; Alexander 3-19; Mili 2-21; Strong 2-13; Ingram 2-9; Stevens 1-17.	
4th Downs	0-1 (0%)	0-0 (0%)		
Total Net Yards	320	289		
Plays-Avg.	67-4.8	61-4.7		
Rushing Yards	105	98		
Att.-Avg.	30-3.5	25-3.9		
Passing Yards	215	191		
Sacked by Opp.	2-11	5-24		
Pass-Att.-Comp.	35-21-0	31-18-0		
Punts-Avg.	5-28.6	5-41.0		
Penalties	11-76	5-35		
Fumbles-Lost	0-0	2-0		
Time of Pos.	32:23	27:37		


**GAME
9**
STEELERS 28 CARDINALS 15
Nov. 9, 2003


PITTSBURGH — The Steelers ended a five-game losing streak by defeating the Arizona Cardinals, 28-15, at Heinz Field.

The Cardinals gained more yards, had more first downs and had more than a seven-minute advantage in time of possession. However, the Steelers were able to make big plays when it counted most.

Pittsburgh's defense registered five sacks for the second consecutive game, tying their season high, while quarterback Tommy Maddox threw three touchdowns and posted a 110.9 passer-rating, and did not throw an interception for the third time in four games.

After a scoreless first quarter, the Steelers took a 7-0 lead on a nine-yard touchdown pass from Maddox to wide receiver Chris Doering.

The Cardinals closed the score to 7-3 on a 20-yard field goal by kicker Tim Duncan with 11 seconds remaining in the first half.

The Steelers received the ball with good field position on their opening drive in the third quarter following a 24-yard punt by Arizona punter Scott Player.

Maddox completed a five-yard touchdown pass to wide receiver Hines Ward two plays later to increase the Steelers' lead to 14-3.

Steelers cornerback Deshea Townsend, who made his first start of the season, sacked Cardinals quarterback Jeff Blake on Arizona's next possession, forcing a fumble that was recovered by defensive end Kimo von Oelhoffen. Maddox then threw a 22-yard touchdown pass to Ward on the Steelers first play from scrimmage to give Pittsburgh a commanding 21-3 lead.

Second-year punt returner Antwaan Randle El scored the Steelers' final points of the game later in the third quarter when he returned a punt 54 yards for a touchdown and a 28-3 Steelers lead.

The Cardinals managed to score two touchdowns on an 11-yard pass to wide receiver Anquan Boldin in the third quarter and a 54-yard touchdown catch by receiver Bryant Johnson at the end of the game to make the final score, 28-15.

Cardinals	0	3	6	6	15
STEELERS	0	7	21	0	28

TEAM	Q	TIME	PLAY	DRIVE	SCORE
PIT	2	5:59	Doering 9 pass from Maddox (Reed kick)	12-83; 6:32	7-0
ARZ	2	0:11	Duncan 20 FG	7-15; 1:39	7-3
PIT	3	13:16	Ward 5 pass from Maddox (Reed kick)	2-27; 0:13	14-3
PIT	3	12:09	Ward 22 pass from Maddox (Reed kick)	1-22; 0:06	21-3
PIT	3	6:33	Randle El 54 punt return (Reed kick)	—; —	28-3
ARZ	3	2:29	Boldin 11 pass from Blake (kick failed)	7-79; 4:04	28-9
ARZ	4	0:17	Johnson 54 pass from Blake (pass failed)	6-82; 1:25	28-15

Attendance: 59,520

TEAM STATISTICS

	Cardinals	Steelers
1st Downs	19 (4-13-2)	11 (3-7-1)
3rd Downs	3-16 (19%)	5-13 (38%)
4th Downs	2-5 (40%)	0-0 (0%)
Total Net Yards	379	246
Plays-Avg.	76-5.0	52-4.7
Rushing Yards	96	87
Att.-Avg.	28-3.4	27-3.2
Passing Yards	283	159
Sacked by Opp.	5-24	1-0
Pass-Att.-Comp.	43-23-0	24-12-0
Punts-Avg.	7-35.7	7-39.4
Penalties	8-81	6-69
Fumbles-Lost	2-1	1-1
Time of Pos.	33:44	26:16

INDIVIDUAL STATISTICS

RUSHING: Arz. — Shipp 22-63; Blake 5-30; Anderson 1-3. Pit. — Bettis 18-54; Zereoue 5-22; Haynes 2-15; Maddox 1-(-1); Randle El 1-(-3).

PASSING: Arz. — Blake 43-23-0, 307, 2 TD. Pit. — Maddox 24-12-0, 159, 3 TD.

RECEIVING: Arz. — Boldin 8-118, 1 TD; Shipp 6-40; Jones 4-66; Johnson 3-76, 1 TD; Bush 2-7. Pit. — Ward 6-64, 2 TD; Doering 2-62, 1 TD; Haynes 1-12; Bettis 1-8; Riemersma 1-7; Burress 1-6.


**GAME
10**

49ers 30 STEELERS 14 **Nov. 17, 2003**



SAN FRANCISCO — The Steelers dropped to 7-7 and in sole possession of last place in the AFC North after a 30-14 loss to the San Francisco 49ers at 3Com Park.

Pittsburgh was held scoreless in the first half for the first time this season, and San Francisco jumped out to a 10-0 lead. The 49ers scored the first points of the game when quarterback Tim Rattay connected with wide receiver Terrell Owens for a 61-yard touchdown pass. The pass was the longest completion allowed by the Steelers all season and gave the 49ers a 7-0 lead in the first quarter. A 32-yard field goal by San Francisco kicker Todd Peterson early in the second quarter made the score, 10-0.

Steelers running back Jerome Bettis pulled Pittsburgh to within 10-7 in the third quarter on a one-yard touchdown run. It was Bettis' team-leading fourth rushing touchdown this year.

San Francisco running back Kevan Barlow's 78-yard touchdown run in the middle of the third quarter, the longest run of the season against the Steelers,

increased the 49ers' lead to 17-7.

Steelers kick returner Antwaan Randle El fumbled the ensuing kickoff and it was recovered by the 49ers. Rattay connected with fullback Fred Beasley for a 28-yard touchdown pass on San Francisco's first play from scrimmage to make the score, 24-7.

Peterson converted field-goal attempts from 28 and 22 yards in the fourth quarter to increase the 49ers' lead to 30-7.

A 32-yard touchdown pass from Steelers quarterback Tommy Maddox to Randle El made the final score, 30-14.

Maddox played well throughout the game, completing 25-of-44 passes for 327 yards, one touchdown and a 78.5 passer-rating. Maddox's only interception of the game came on a pass that went through the hands of a receiver and was caught by 49ers safety Tony Parrish.

Despite their 3-7 record, the Steelers remain only two games out of first place in the AFC North.

Steelers	0	0	7	7	14
49ERS	7	3	14	6	30

TEAM	Q	TIME	PLAY	DRIVE	SCORE
SF	1	6:56	Owens 61 pass from Rattay (Peterson kick)	3-73; 1:20	0-7
SF	2	11:06	Peterson 32 FG	4-5; 1:27	0-10
PIT	3	10:01	Bettis 1 run (Reed kick)	9-73; 4:59	7-10
SF	3	4:33	Barlow 78 run (Peterson kick)	2-78; 0:18	7-17
SF	3	4:19	Beasley 28 pass from Rattay (Peterson kick)	1-28; 0:06	7-24
SF	4	14:58	Peterson 22 FG	8-39; 4:01	7-27
SF	4	9:04	Peterson 44 FG	7-39; 3:26	7-30
PIT	4	7:55	Randle El 32 pass from Maddox (Reed Kick)	4-54; 1:09	14-30

Attendance: 67,877

TEAM STATISTICS			INDIVIDUAL STATISTICS		
	Steelers	49ers	RUSHING: Pit. — Bettis 13-39, 1 TD; Haynes 1-9; Zereoue 5-(-2); Ward 1-(-2). S.F. — Barlow 8-98, 1 TD; Hearst 20-67; Beasley 2-6; Rattay 2-(-2).		
1st Downs	21 (5-16-0)	17 (5-12-0)	PASSING: Pit. — Maddox 44-25-1, 327, 1 TD; Randle El 1-1-0, -7. S.F. — Rattay 27-21-0, 254, 2 TD.		
3rd Downs	8-16 (50%)	4-12 (33%)	RECEIVING: Pit. — Burrese 6-92; Zereoue 5-37; Randle El 4-61, 1 TD; Doering 4-61; Ward 4-44; Bettis 2-15; Tuman 1-10. S.F. — Owens 8-155, 1 TD; Weaver 4-28; Lloyd 3-15; Beasley 2-28; Hearst 2-12; Wilson 1-9; Walker 1-7.		
4th Downs	0-1 (0%)	0-1 (0%)			
Total Net Yards	349	423			
Plays-Avg.	67-5.2	59-7.2			
Rushing Yards	44	169			
Att.-Avg.	20-2.2	32-5.3			
Passing Yards	305	254			
Sacked by Opp.	2-15	0-0			
Pass-Att.-Comp.	45-26-1	27-21-0			
Punts-Avg.	6-36.0	4-41.3			
Penalties	3-30	4-20			
Fumbles-Lost	2-1	1-0			
Time of Pos.	29:33	30:27			


**GAME
11**
STEELERS 13 BROWNS 6
Nov. 23, 2003


CLEVELAND — A solid defensive effort helped the Steelers defeat the Cleveland Browns, 13-6, and improve their record to 4-7 and remain two games out of first place in the AFC North.

Pittsburgh's defense forced five Cleveland turnovers — three fumbles and two interceptions — three of which were converted into all 13 Steelers points.

The Browns outgained the Steelers 303 to 168, and Steelers quarterback Tommy Maddox completed only nine of 24 passes for 73 yards. Pittsburgh's only real highlight on offense was the play of running back Jerome Bettis, who gained 93 yards on 24 carries, both season-highs. Bettis also became the fifth player in NFL history with 3,000 career rushing attempts (3,001).

Cleveland took a 3-0 lead in the first quarter on a 27-yard field goal by kicker Phil Dawson. Dawson added a 31-yard field goal in the second quarter to increase Cleveland's lead to 6-0.

Cleveland running back James Jackson fumbled on the Browns' next possession and Steelers inside linebacker James Farrior recovered the ball at the

Cleveland 17. Five plays later, Maddox connected with tight end Mark Bruener for a one-yard touchdown pass and a 7-6 Pittsburgh lead.

Browns running back Jamel White fumbled later in the second quarter and Steelers free safety Brent Alexander recovered the ball to give the Steelers a first down at the Cleveland 22-yard line. Pittsburgh moved the ball 18 yards on seven plays, but had to settle for a 23-yard field goal by kicker Jeff Reed, increasing the Steelers' lead to 10-6.

The score remained 10-6 entering the fourth quarter when Steelers strong safety Mike Logan forced another fumble by Jackson that was recovered by defensive tackle Kendrick Clancy at the Pittsburgh 28.

Bettis exploded for a 21-yard gain on Pittsburgh's first play from scrimmage, his longest run of the season. Eight plays later, Reed kicked a 46-yard field goal to increase the Steelers' lead to 13-6.

An interception by cornerback Chad Scott late in the fourth quarter ended Cleveland's chances for a comeback and secured the Steelers victory.

Steelers	0	10	0	3	13
BROWNS	3	3	0	0	6
TEAM	Q	TIME	PLAY	DRIVE	SCORE
CLE	1	8:44	Dawson 27 FG	9:54; 4:59	0-3
CLE	2	14:50	Dawson 31 FG	9:36; 3:59	0-6
PIT	2	6:28	Bruener 1 pass from Maddox (Reed kick)	5:17; 3:04	7-6
PIT	2	2:09	Reed 23 FG	7:18; 2:14	10-6
PIT	4	8:36	Reed 46 FG	9:47; 4:56	13-6

Attendance: 73,658

TEAM STATISTICS			INDIVIDUAL STATISTICS	
	Steelers	Browns		
1st Downs	11 (4-6-1)	19 (7-11-1)	RUSHING: Pit. — Bettis 24-93; Zereoue 6-18; Haynes 1-(-2). Cle. — Jackson 25-94; Northcutt 2-8; White 1-(-12).	
3rd Downs	2-14 (14%)	8-17 (47%)	PASSING: Pit. — Maddox 24-9-0, 73, 1 TD. Cle. — Holcomb 44-25-2, 234.	
4th Downs	0-0 (0%)	0-1 (0%)	RECEIVING: Pit. — Kreider 2-21; Burress 2-16; Ward 1-13; Bettis 1-9; Randle El 1-7; Tuman 1-6; Bruener 1-1, 1 TD. Cle. — White 7-57; Jackson 5-49; Davis 3-48; Northcutt 3-24; Sanders 2-16; Mustard 2-12; King 2-12; Morgan 1-16.	
Total Net Yards	168	303		
Plays-Avg.	57-2.9	75-4.0		
Rushing Yards	109	90		
Att.-Avg.	31-3.5	28-3.2		
Passing Yards	59	213		
Sacked by Opp.	2-14	3-21		
Pass-Att.-Comp.	24-9-0	44-25-2		
Punts-Avg.	9-46.0	4-37.3		
Penalties	10-55	5-32		
Fumbles-Lost	0-0	4-3		
Time of Pos.	27:27	32:33		


**GAME
12**
BENGALS 24 STEELERS 20
Nov. 30, 2003


PITTSBURGH — The Steelers fought valiantly, but could not avoid a disappointing, 24-20, loss to the Cincinnati Bengals at Heinz Field.

The loss dropped Pittsburgh to 4-8, three games out of first place in the AFC North, with four games left in the regular season.

The Steelers appeared to have positioned themselves for a dramatic come-from-behind victory late in the fourth quarter. Quarterback Tommy Maddox, who threw for 313 yards on the day, led the Steelers on an 11-play, 80-yard scoring drive by completing nine-of-10 passes for 78 yards, including a 16-yard touchdown to wide receiver Hines Ward. The touchdown gave the Steelers a 20-17 advantage with 1:05 left in the fourth quarter.

Ward had an outstanding game, catching a career-high 13 passes for 149 yards and a touchdown, despite taking several hard hits on the scoring drive.

However, a short kickoff into the wind was fielded by Brandon Bennett and returned 27 yards to the Bengals' 48-yard line. Cincinnati needed only four

plays and 52 seconds to make the final score, 24-20, on an 18-yard pass from quarterback Jon Kitna to tight end Matt Schobel.

The Bengals opened the scoring in the first quarter when wide receiver Kelly Washington beat Chad Scott for a 51-yard touchdown and a 7-0 Cincinnati lead.

A 23-yard field goal by Steelers' kicker Jeff Reed in the second quarter made the score, 7-3. But Cincinnati extended their lead to 14-3 on a four-yard touchdown catch by wide receiver Chad Johnson.

Steelers running back Jerome Bettis' one-yard touchdown run in the third quarter made the score, 14-10. Bettis, who gained 62 yards on 20 carries, also became only the 10th player in NFL history to surpass 12,000 yards rushing in his career.

Pittsburgh pulled to within 14-13 on Reed's 39-yard field goal in the fourth quarter. Cincinnati kicker Shane Graham added a 44-yard field goal on the ensuing drive to make the score, 17-13, setting the stage for the dramatic finish.

Bengals		7	7	0	10	24
STEELERS		0	3	7	10	20
TEAM	Q	TIME	PLAY	DRIVE	SCORE	
CIN	1	8:58	Washington 51 pass from Kitna (Graham kick)	5-73; 2:44	0-7	
PIT	2	9:08	Reed 23 FG	13-65; 6:27	3-7	
CIN	2	1:54	C. Johnson 4 pass from Kitna (Graham kick)	16-82; 7:14	3-14	
PIT	3	1:10	Bettis 1 run (Reed kick)	12-75; 7:56	10-14	
PIT	4	11:27	Reed 39 FG	7-19; 2:34	13-14	
CIN	4	8:32	Graham 44 FG	7-43; 2:55	13-17	
PIT	4	1:05	Ward 16 pass from Maddox (Reed kick)	11-80; 3:15	20-17	
CIN	4	0:13	Schobel 18 pass from Kitna (Graham kick)	4-52; 0:52	20-24	

Attendance: 58,797

TEAM STATISTICS			INDIVIDUAL STATISTICS		
	Bengals	Steelers	RUSHING: Cin. — Dillon 10-48; R. Johnson 10-29; Kitna 3-18; Bennett 1-16; J. Johnson 1-2. Pit. — Bettis 20-62, 1 TD; Zereoue 3-19; Maddox 2-4.		
1st Downs	18 (8-10-0)	23 (4-18-1)	PASSING: Cin. — Kitna 32-18-0, 271, 3 TD. Pit. — Maddox 42-28-1, 313, 1 TD; Batch 2-1-0, 22.		
3rd Downs	6-12 (50%)	11-17 (65%)	RECEIVING: Cin. — C. Johnson 6-117, 1 TD; Warrick 5-54; Washington 1-51, 1 TD; Schobel 1-18, 1 TD; Stewart 1-10; Kelly 1-9; Walter 1-5; R. Johnson 1-4; Dillon 1-3. Pit. — Ward 13-149, 1 TD; Burress 8-112; Zereoue 2-23; Kreider 1-24; Randle El 1-9; Doering 1-7; Tuman 1-6; Bettis 1-5; Bruener 1-0.		
4th Downs	0-1 (0%)	1-1 (100%)			
Total Net Yards	379	384			
Plays-Avg.	58-6.5	75-5.1			
Rushing Yards	113	85			
Att.-Avg.	25-4.5	25-3.4			
Passing Yards	266	299			
Sacked by Opp.	1-5	6-36			
Pass-Att.-Comp.	32-18-0	44-29-1			
Punts-Avg.	4-30.8	3-55.3			
Penalties	6-55	7-70			
Fumbles-Lost	0-0	2-1			
Time of Pos.	26:47	33:13			


**GAME
13**
STEELERS 27 RAIDERS 7
Dec. 7, 2003


PITTSBURGH — A solid running attack, hard-hitting defense and an outstanding return game propelled the Steelers to a 27-7 win against the Oakland Raiders at Heinz Field.

Running back Jerome Bettis rushed for 106 yards and one touchdown, and moved into ninth place on the NFL's all-time rushing list.

Pittsburgh's defense limited Oakland to 161 total yards — including 39 passing — and nine first downs. Steelers defensive end Kimo von Oelhoffen led the charge by setting personal records with three sacks in the game and eight for the season — most on the team.

Wide receiver Antwaan Randle El gained 225 total yards in the game, including 132 on five punt returns (26.4 avg.).

The Raiders never took a snap from inside the Steelers' 20-yard line, and scored their only points in the first quarter on a 22-yard run by Tyrone Wheatley to make the score, 7-0.

The Steelers exploded for 17 points in the second quarter, beginning with a 44-yard field goal by kicker Jeff Reed.

The Steelers took a 10-7 lead on an 11-yard run by running back Jerome Bettis. Cornerback Dewayne Washington, who made his first start in five games, intercepted Raiders quarterback Rick Mirer's next pass to give the Steelers possession at the Oakland 21. Steelers quarterback Tommy Maddox connected with wide receiver Plaxico Burress two plays later for a 14-yard touchdown pass and a 17-7 Steelers lead.

A 51-yard punt return by Randle El in the third quarter, combined with a 10-yard facemask penalty gave the Steelers a first-and-goal at the Oakland nine with 7:41 remaining in the third quarter. Fullback Dan Kreider scored on a one-yard touchdown run three plays later to increase the Steelers' lead to 24-7.

A 40-yard field goal by Reed made the score, 27-7, with 14:16 left in the game.

Raiders	7	0	0	0	7
STEELERS	0	17	7	3	27

TEAM	Q	TIME	PLAY	DRIVE	SCORE
OAK	1	3:23	Wheatley 22 run (Janikowski kick)	7-63; 3:37	0-7
PIT	2	14:55	Reed 44 FG	7-43; 3:28	3-7
PIT	2	5:26	Bettis 11 run (Reed kick)	6-69; 2:19	10-7
PIT	2	2:06	Burress 14 pass from Maddox (Reed kick)	3-21; 1:29	17-7
PIT	3	6:18	Kreider 1 run (Reed kick)	3-9; 1:23	24-7
PIT	4	14:16	Reed 40 FG	9-58; 4:56	27-7

Attendance: 53,079

TEAM STATISTICS			INDIVIDUAL STATISTICS	
	Raiders	Steelers		
1st Downs	9 (6-3-0)	21 (8-12-1)	RUSHING: Oak. — Wheatley 13-65, 1 TD; Garner 9-57; Crockett 1-0. Pit. — Bettis 27-106, 1 TD; Randle El 2-11; Zereoue 5-7; Haynes 2-5; Maddox 3-3; Kreider 1-1, 1 TD.	
3rd Downs	1-12 (8%)	7-15 (47%)	PASSING: Oak. — Mirer 25-10-2, 68. Pit. — Maddox 28-19-1, 266, 1 TD.	
4th Downs	1-1 (100%)	1-1 (100%)	RECEIVING: Oak. — Brown 3-19; Rice 2-27; Porter 2-12; Crockett 1-5; Santiago 1-4; Johnosn 1-1. Pit. — Ward 4-67; Randle El 3-48; Burress 3-38, 1 TD; Zereoue 3-21; Bettis 3-19; Kreider 2-26; Riemersma 1-24; Haynes 1-12; Bruener 0-11.	
Total Net Yards	161	399		
Plays-Avg.	52-3.1	68-5.9		
Rushing Yards	122	133		
Att.-Avg.	23-5.3	40-3.3		
Passing Yards	39	266		
Sacked by Opp.	4-29	0-0		
Pass-Att.-Comp.	25-10-2	28-19-1		
Punts-Avg.	9-44.8	4-37.3		
Penalties	5-50	9-85		
Fumbles-Lost	3-1	4-1		
Time of Pos.	24:09	35:51		


**GAME
14**
**JETS 6 STEELERS 0
Dec. 14, 2003**


EAST RUTHERFORD, N.J. – The Steelers were held scoreless during a heavy snowstorm and were defeated by the New York Jets, 6-0, at the New Jersey Meadowlands.

The loss dropped the Steelers' record to 5-9 and officially eliminated the team from postseason contention. The loss also marked the first time the Steelers have had been shut out since Kickoff Weekend 2000 (Sept. 2, 2000), when they lost, 16-0, to the Baltimore Ravens at Three Rivers Stadium.

The Steelers fell behind early in the first quarter when New York received the opening kickoff and marched 56 yards on 12 plays to take a 3-0 lead on a 28-yard field goal by kicker Doug Brien.

Steelers' kicker Jeff Reed had a chance to tie the game on the ensuing drive but missed a 43-yard field-goal attempt, wide left.

The Jets extended their lead to 6-0 at the end of the second quarter on a 41-yard field goal by Brien that turned out to be the final points of the game.

Heavy snow and wind affected the Steelers' passing attack. Quarterback Tommy Maddox managed to complete only 16-of-38 passes for 137 yards in the

game. Maddox did connect with wide receiver Hines Ward five times for 68 yards, and Ward became the first player in Steelers history to reach 1,000 yards receiving in three consecutive seasons.

Pittsburgh running back Jerome Bettis also reached a milestone on his second carry of the game by moving ahead of Steelers Hall of Famer Franco Harris into eighth place on the NFL's all-time rushing list. Bettis finished the game with 68 yards on 16 carries and has rushed for 12,184 yards in his career.

Pittsburgh's defense could not stop the New York running game. Jets running back Curtis Martin gained 174 yards on 30 carries (5.8 avg.), the most against the Steelers this season.

The Steelers had a chance to score the go-ahead touchdown in the fourth quarter after driving to the New York three-yard line. However, Pittsburgh settled for a 20-yard field goal attempt as Reed also missed, wide left.

The Steelers' final scoring attempt was denied with 2:48 left in the game, when Pittsburgh was stopped on downs at the New York 16.

Steelers	0	0	0	0	0
N.Y. JETS	3	3	0	0	6

TEAM	Q	TIME	PLAY	DRIVE	SCORE
NYJ	1	8:20	Brien 28 FG	12-56; 6:40	0-3
NYJ	2	0:03	Brien 41 FG	10-58; 2:31	0-6

Attendance: 77,900 (tickets sold)

TEAM STATISTICS			INDIVIDUAL STATISTICS	
	Steelers	Jets	RUSHING: Pit. – Bettis 16-68; Zereoue 7-24; Kreider 1-2. NYJ. – Martin 30-174; Sowell 1-2; Pennington 5-(-1).	
1st Downs	16 (5-8-3)	15 (4-10-1)	PASSING: Pit. – Maddox 38-16-0, 137. NYJ. – Pennington 25-15-0, 144.	
3rd Downs	5-14 (36%)	7-16 (44%)	RECEIVING: Pit. – Ward 5-68; Bettis 3-7; Burress 2-22; Randle El 2-14; Zereoue 2-10; Doering 1-8; Mays 1-8. NYJ. – Moss 5-44; Martin 4-54; Sowell 2-24; Becht 2-11; Lockett 1-9; Conway 1-2.	
4th Downs	0-2 (0%)	0-0 (0%)		
Total Net Yards	231	319		
Plays-Avg.	62-3.7	61-5.2		
Rushing Yards	94	175		
Att.-Avg.	24-3.9	36-4.9		
Passing Yards	137	144		
Sacked by Opp.	0-0	0-0		
Pass-Att.-Comp.	38-16-0	25-15-0		
Punts-Avg.	5-34.6	7-34.1		
Penalties	4-19	4-40		
Fumbles-Lost	0-0	2-1		
Time of Pos.	30:03	29:57		


**GAME
15**
STEELERS 40 CHARGERS 24
Dec. 21, 2003


PITTSBURGH—The Steelers set a season-high for points scored when they defeated the San Diego Chargers, 40-24, in their home season finale at Heinz Field.

Running back Jerome Bettis set season highs with 32 carries and 115 yards (3.6 avg.) and scored one touchdown, while moving into seventh place on the NFL's all-time rushing list with 12,299 career rushing yards. Bettis moved ahead of Hall of Fame running back Marcus Allen (12,243) and needs only 14 yards to pass another Hall of Famer Jim Brown (12,312) for sixth place.

The Steelers scored on their first two possessions to take a 14-0 lead on a 25-yard touchdown catch by wide receiver Plaxico Burress and a one-yard run by Bettis. Burress extended the Steelers' lead to 21-0 early in the second quarter on a 16-yard touchdown reception.

The Chargers pulled to within 21-10 at halftime on a five-yard touchdown run by running back LaDanian

Tomlinson and a 31-yard field goal by kicker Steve Christie. San Diego made the score, 21-17, early in the third quarter on a 57-yard touchdown reception by wide receiver Kassim Osgood.

Steelers quarterback Tommy Maddox, who posted a 129.6 passer-rating, completed 11-of-18 passes for 160 yards and three touchdowns. Maddox's third touchdown pass went 20 yards to wide receiver Hines Ward and increased Pittsburgh's lead to 28-17 in the third quarter.

Steelers kicker Jeff Reed gave Pittsburgh a 31-17 lead on a 47-yard field goal early in the fourth quarter. However, a two-yard touchdown run by Tomlinson pulled the Chargers to within 31-24.

Reed's second field goal of the game extended the Steelers' lead to 34-24. San Diego's last chance for a comeback victory ended when Steelers cornerback Deshaea Townsend intercepted his second pass of the game and returned it 25 yards for his first career touchdown to make the final score, 40-24.

Chargers	0	10	7	7	24
STEELERS	14	7	7	12	40

TEAM	Q	TIME	PLAY	DRIVE	SCORE
PIT	1	8:51	Burress 25 pass from Maddox (Reed kick)	11-57; 6:09	7-0
PIT	1	0:10	Bettis 1 run (Reed kick)	12-81; 7:11	14-0
PIT	2	12:49	Burress 16 pass from Maddox (Reed kick)	3-43; 1:16	21-0
SD	2	7:05	Tomlinson 5 run (Christie kick)	12-68; 5:44	21-7
SD	2	0:04	Christie 31 FG	6-30; 1:13	21-10
SD	3	12:01	Osgood 57 pass from Brees (Christie kick)	6-72; 2:59	21-17
PIT	3	8:25	Ward 20 pass from Maddox (Reed kick)	2-20; 0:44	28-17
PIT	4	14:15	Reed 47 FG	13-67; 6:22	31-17
SD	4	10:01	Tomlinson 2 run (Christie kick)	8-69; 4:14	31-24
PIT	4	5:04	Reed 40 FG	9-44; 4:57	34-24
PIT	4	4:29	Townsend 25 interception return (kick failed)	—;—	40-24

Attendance: 52,527

TEAM STATISTICS			INDIVIDUAL STATISTICS	
	Chargers	Steelers		
1st Downs	21 (10-10-1)	21 (12-8-1)	RUSHING: SD — Tomlinson 22-91, 2 TD; Flutie 3-23; Brees 1-2; Johnson 1-0. Pit. — Bettis 32-115, 1 TD; Ward 3-32; Zereoue 6-29; Randle EI 1-6; Maddox 1-(-1).	
3rd Downs	5-13 (38%)	6-13 (46%)	PASSING: SD. — Brees 26-16-2, 198, 1 TD; Flutie 10-5-0, 42. Pit. — Maddox 18-11-0, 160, 3 TD; Randle EI 1-1-0, 9.	
4th Downs	2-4 (50%)	1-1 (100%)	RECEIVING: SD — Tomlinson 6-8; Gates 5-64; Osgood 4-102, 1 TD; Peelle 2-29; Gilliam 2-28; Boston 2-9. Pit. — Ward 6-94, 1 TD; Burress 3-50, 2 TD; Zereoue 2-9; Bettis 1-16.	
Total Net Yards	344	341		
Plays-Avg.	65-5.3	64-5.3		
Rushing Yards	116	181		
Att.-Avg.	27-4.3	43-4.2		
Passing Yards	228	160		
Sacked by Opp.	2-12	2-9		
Pass-Att.-Comp.	36-21-2	19-12-0		
Punts-Avg.	3-42.3	4-38.8		
Penalties	2-10	3-24		
Fumbles-Lost	2-1	1-0		
Time of Pos.	25:38	34:22		


**GAME
16**
**RAVENS 13 STEELERS 10 OT
Dec. 28, 2003**


BALTIMORE—The Steelers concluded a disappointing season with a 13-10, overtime loss to the Baltimore Ravens at M&T Bank Stadium.

The Steelers' suffered their first defeat at Baltimore since 1996 and finished the season with a 6-10 record.

Steelers running back Jerome Bettis reached another milestone when passed Hall of Fame running back Jim Brown for sixth place on the NFL's all-time rushing list. Bettis gained 54 tough yards on 13 carries against the Ravens and has rushed for 12,353 yards during his career.

The Ravens took a 7-0, lead in the first quarter on a 25-yard touchdown run by Jamal Lewis. Lewis became only the fifth player in NFL history to rush for 2,000 yards in a season, finishing with 2,066 yards, second-most in NFL history.

The Steelers' offense could not get in the end zone, but Pittsburgh tied the score at 7-7 in the third quarter on one of the most exciting plays in team history. Pittsburgh lined up to punt on a fourth-and-one from their 19-yard line. However, punter Josh Miller threw

a short pass to safety Chris Hope who received several good blocks from teammates as he weaved his way 81 yards for the tying touchdown. The play tied for the 11th longest pass play in Steelers history.

Pittsburgh took their only lead of the game on their next possession when kicker Jeff Reed booted a 42-yard field goal to make the score, 10-7, with 2:30 remaining in the third quarter.

A 46-yard field goal by Ravens' kicker Matt Stover tied the score at 10-10 early in the fourth quarter. Baltimore had two more chances to win the game, but missed field-goal attempts from 52 and 51 yards, sending the game into overtime.

The Steelers received the kickoff in overtime, but gained only seven yards and were forced to punt. Baltimore benefited from a 15-yard roughing the passer penalty on Steelers outside linebacker Joey Porter. Four plays later, Stover kicked a 47-yard field goal that won the game.

Steelers	0	0	10	0	0	10
RAVENS	7	0	0	3	3	13

TEAM	Q	TIME	PLAY	DRIVE	SCORE
BAL	1	6:40	Lewis 25 run (Stover kick)	2-34; 0:35	0-7
PIT	3	7:45	Hope 81 pass from Miller (Reed kick)	4-90; 1:36	7-7
PIT	3	2:30	Reed 42 FG	6-19; 3:19	10-7
BAL	4	13:35	Stover 46 FG	7-37; 3:55	10-10
BAL	OT	11:32	Stover 47 FG	5-35; 2:17	10-13

Attendance: 70,001

TEAM STATISTICS

	Steelers	Ravens
1st Downs	9 (0-7-2)	14 (5-8-1)
3rd Downs	3-15 (20%)	4-16 (25%)
4th Downs	1-3 (33%)	0-0 (0%)
Total Net Yards	214	279
Plays-Avg.	61-3.5	63-4.4
Rushing Yards	56	123
Att.-Avg.	27-2.1	35-3.5
Passing Yards	158	156
Sacked by Opp.	5-31	1-7
Pass-Att.-Comp.	29-15-3	27-16-1
Punts-Avg.	8-41.0	8-38.0
Penalties	3-40	10-55
Fumbles-Lost	2-2	1-1
Time of Pos.	30:25	33:03

INDIVIDUAL STATISTICS

RUSHING: Pit. — Bettis 23-54; Zereoue 3-1; Randle El 1-1. Bal. — Lewis 27-114, 1 TD; C. Taylor 2-9; Ricard 2-6; Wright 4-(-6).

PASSING: Pit. — Maddox 27-14-3, 108; Miller 1-1-0, 81, 1 TD; Randle El 1-0-0, 0. Bal. — Wright 27-16-1, 163.

RECEIVING: Pit. — Randle El 6-41; Zereoue 2-19; Tuman 2-12; Ward 2-11; Hope 1-81, 1 TD; Burress 1-13; Doering 1-12. Bal. — Robinson 6-102; T. Taylor 3-21; Jones 2-10; C. Taylor 2-6; Lewis 1-13; Ricard 1-10; Heap 1-1.

**2003 TOP INDIVIDUAL PERFORMANCES****TOP STEELERS INDIVIDUAL PERFORMANCES IN 2003****Rushing Yards (100 or More)**

Player	Opponent	Date	No.	Yds.	Avg.	LG	TD
Jerome Bettis	San Diego	12/21/03	32	115	3.6	20	1
Jerome Bettis	Oakland	12/7/03	27	106	3.9	12	1

Receiving Yards (100 or More)

Player	Opponent	Date	No.	Yds.	Avg.	LG	TD
Hines Ward	Cincinnati	11/30/03	13	149	11.5	22	1
Hines Ward	Kansas City	9/14/03	9	146	16.2	50	0
Plaxico Burress	Baltimore	9/7/03	6	116	19.3	47	0
Plaxico Burress	Kansas City	9/14/03	7	115	16.4	33t	1
Plaxico Burress	Cincinnati	11/30/03	8	112	14.0	22	0

Passing Yards (300 or More)

Player	Opponent	Date	Att.	Comp.	Yds.	TD	Int.
Tommy Maddox	Kansas City	9/14/03	47	28	336	1	3
Tommy Maddox	Tennessee	9/28/03	47	31	332	0	2
Tommy Maddox	San Francisco	11/17/03	44	25	327	1	1
Tommy Maddox	Cincinnati	11/30/03	42	28	313	1	1

TOP OPPONENT INDIVIDUAL PERFORMANCES IN 2003**Rushing Yards (100 or More)**

Player	Opponent	Date	No.	Yds.	Avg.	LG	TD
Curtis Martin	New York Jets	12/14/03	30	174	5.8	56	0
Priest Holmes	Kansas City	9/14/03	26	122	4.7	31t	3
William Green	Cleveland	10/5/03	33	115	3.5	26	0
Jamal Lewis	Baltimore	12/28/03	27	114	4.2	25t	1


Receiving Yards (100 or More)

Player	Opponent	Date	No.	Yds.	Avg.	LG	TD
Torry Holt	St. Louis	10/26/03	7	174	24.9	48	1
Terrell Owens	San Francisco	11/17/03	8	155	19.4	61t	1
Anquan Bolden	Arizona	11/9/03	8	118	14.8	40	1
Chad Johnson	Cincinnati	11/30/03	6	117	19.5	58	1
Marcus Robinson	Baltimore	12/28/03	6	102	17.0	29	0

Passing Yards (300 or More)

Player	Opponent	Date	Att.	Comp.	Yds.	TD	Int.
Marc Bulger	St. Louis	10/26/03	37	22	375	1	0
Jeff Blake	Arizona	11/9/03	43	23	307	2	0

STEELERS HISTORY





The fifth-oldest franchise in the NFL, the Steelers were founded on July 8, 1933 by Arthur Joseph Rooney. Originally named the Pittsburgh Pirates, they were a member of the Eastern Division of the 10-team NFL. The other four current NFL teams in existence at that time were the Chicago (Arizona) Cardinals, Green Bay Packers, Chicago Bears and New York Giants.

One of the great pioneers of the sports world, Art Rooney passed away on August 25, 1988 following a stroke at the age of 87. "The Chief," as he was affectionately known, is enshrined in the Pro Football Hall of Fame and is remembered as one of Pittsburgh's great people.

Born on January 27, 1901 in Coulterville, Pa., Art Rooney was the oldest of Daniel and Margaret Rooney's nine children. He grew up in Old Allegheny, now known as Pittsburgh's North Side, and until his death he still lived on the North Side just a short distance from Three Rivers Stadium.

Rooney attended St. Peter's Parochial School and Duquesne University Prep School. He studied collegiately at Indiana (Pa.) Normal, which is now Indiana University of Pennsylvania, as well as at Georgetown and Duquesne.

An exceptional all-around athlete, Rooney held middleweight and welterweight titles from the AAU Boxing Championships and was named to the U.S. Olympic Boxing Team in 1920, although he did not participate in the Olympic Games. He played minor league baseball from 1920-25 before a promising career was cut short by an arm injury. Rooney continued playing football for several semi-pro teams in the Pittsburgh area. He was married on June 11, 1931 to Kathleen McNulty, and the couple had five sons — Daniel, Art Jr., Tim, John and Pat. In 1964, Rooney was inducted into the Pro Football Hall of Fame for his contributions to the growth of the NFL and the Pittsburgh Steelers.

By the mid-1960s, Steelers founder Art Rooney had begun to turn over much of the operation of the Steelers to his oldest son, Dan. After having worked in every area of the organization since 1955, Daniel M. Rooney was named president of the Steelers in 1975. In 2000, Dan Rooney was inducted into the Pro Football Hall of Fame. He joined his father Art to form only the second father-son tandem to be inducted into the Hall of Fame. New York Giants owner Wellington Mara and his father Tim were the first.

Now in his 49th year with the organization, he is one of the most active NFL owners and one of Pittsburgh's most involved executives in civic affairs. Among his community activities, Dan Rooney is a board member for The United Way of America, The American Ireland Fund, The American Diabetes Association, Presbyterian University Hospital, The Pittsburgh History and Landmarks Foundation and Duquesne University.

Dan Rooney has been a member of several NFL committees over the past 30-plus years. He has served on the board of directors for the NFL Trust Fund, NFL Films and the Scheduling Committee. He was appointed chairman of the Expansion Committee in 1973, which considered new franchise locations and directed the addition of Seattle and Tampa Bay as expansion teams in 1976.

In 1976 Rooney was also named chairman of the Negotiating Committee, and in 1982 he contributed to the negotiations for the Collective Bargaining Agreement for the NFL and the Players' Association. He again played a key role in the labor agreement reached between NFL owners and players in 1993. Rooney was also largely responsible for developing the realignment plan and scheduling format that the NFL adopted prior to the 2002 season. In October 2002, he was named chairman of the NFL's Diversity in the Workplace Committee. Rooney is currently a member of the eight-person Management Council Executive Committee, the Hall of Fame Committee, and the NFL Properties Executive Committee. In February 1999, he was named the recipient of the Philadelphia Maxwell Football Club's Francis J. "Reds" Bagnell Award for outstanding contributions to the game of football.

Daniel M. Rooney was born on Pittsburgh's North Side on July 20, 1932. He is a 1950 graduate of North Catholic High School, where he played quarterback on the



varsity football team. He went on to graduate from Duquesne University in 1955 with a bachelor of arts degree in accounting. Rooney and his wife Patricia live on the North Side. The Rooneys have nine children.

In 2002, Dan Rooney officially turned over the title of Steelers' team president to his oldest son, Art Rooney II, who had previously served as the team's vice president and general counsel. Art II also previously served as Chairman of the Board of Klett Rooney Lieber & Schorling, Attorneys at Law. A 1978 graduate of the University of Pittsburgh where he majored in political science, Art II received his law degree from Duquesne University School of Law in 1982. He and his wife Greta have four children.

1930s: After founding the Pirates in 1933, Art Rooney watched his club struggle through its first seven seasons with just 22 wins and five different head coaches. While home games were played at Forbes Field, Rooney often took his team to such cities as Johnstown, Latrobe, Youngstown, New Orleans, and Louisville in the 1930s due to competition with baseball and college football.

In 1938 Rooney signed Colorado All-America Byron "Whizzer" White to a \$15,800 contract, making White the first "big money" player in the NFL. White led the league in rushing that year and became one of the NFL's most illustrious alumni. He served 31 years as a Justice of the United States Supreme Court before retiring in 1993.

1940s: In 1940 Rooney changed the team name to the Pittsburgh Steelers, representing the heritage of Pittsburgh. The first winning record in the organization's history came in 1942 when head coach Walt Kiesling led the Steelers to a 7-4 finish with the league-leading rushing of rookie Bill Dudley. But the next year Dudley joined the Armed Forces along with many other NFL players as the nation went to war. With rosters depleted, Rooney merged the Steelers with the Philadelphia Eagles in 1943 (Phil-Pitt "Steagles") and with the Chicago Cardinals (Card-Pitt) in 1944.

Rooney hired legendary Pitt coach Jock Sutherland in 1946, and Dudley returned from the war to earn NFL MVP honors, leading the league in rushing, interceptions, and punt returns. Today, Dudley is a member of the Pro Football Hall of Fame.

Sutherland led the 1947 Steelers to an 8-4 record and a share of the Eastern division title, but they lost their first-ever postseason game, 21-0, to Philadelphia. Sutherland died suddenly the following spring while on a scouting trip.

1950s: Succeeding Sutherland, John Michelosen was head coach for the 1948-51 seasons, compiling a 20-26-2 record. In 1952 Joe Bach returned for his second stint with the Steelers, having coached the team previously in 1935-36. The Steelers became the last team to abandon the single wing for the T-formation in 1952.

Bach resigned for health reasons following the 1954 season and was replaced by assistant coach Walt Kiesling, who had been the Steelers' head coach twice previously. Kiesling's three stints covered the 1939-40, 1941-44, and 1954-56 campaigns.

1960s: Buddy Parker was named head coach in 1957 and over the next eight years he led the Steelers to five non-losing seasons. Hall of Fame quarterback Bobby Layne quarterbacked the team through three of those campaigns, leading the Steelers to a 9-5 mark and a playoff game vs. Detroit in 1962, which the Steelers lost 17-10. Parker completed his tenure with a 51-48-6 record and ranks third among all-time Steelers coaches for career wins.

On October 25, 1964, the Steelers made team history when they retired jersey No. 70 in honor of former defensive tackle Ernie Stautner. Stautner, who was inducted into the Pro Football Hall of Fame in 1969, remains the only Steelers player to have his jersey retired.

Brief stints by Mike Nixon in 1965 and Bill Austin from 1966-68 preceded the hiring of the 37-year-old Chuck Noll on January 27, 1969. Noll began to rebuild the Steelers through the draft, starting with the defense when he selected defensive tackle Joe Greene with his first choice in 1969. Today Greene is a member of the Pro Football Hall of Fame.



1970s: A 1-13 record in 1969 gave the Steelers the first overall choice in the 1970 draft, with which Noll addressed the offense by selecting quarterback Terry Bradshaw, another Hall of Famer, after the Steelers won the first selection by winning a coin toss with the Chicago Bears. Cornerback Mel Blount was added in the third round that year, followed by linebacker Jack Ham in 1971 and running back Franco Harris in 1972. In all, Noll drafted nine players who are now enshrined in the Hall of Fame including three in his first 20 picks and four of his first 38.

Two significant changes took place in 1970, when the Steelers moved from the NFL Century Division to the AFC Central with the merger of the American Football League and the NFL. The Steelers also moved into a new home as Three Rivers Stadium opened. Previously, the Steelers had played home games at Forbes Field from 1933-57 and at both Forbes Field and Pitt Stadium from 1958-63. From 1964-69 the Steelers played at Pitt Stadium until Three Rivers opened in 1970.

Gradual improvement in the early 1970s resulted in the team's first division title in 1972 with an 11-3 record. In the first playoff game at Three Rivers the Steelers defeated the Oakland Raiders 13-7 with Franco Harris' "Immaculate Reception" in the final minute. Despite a 21-17 loss the following week to the undefeated Miami Dolphins, the Steelers had reached a new plateau.

It took 40 years for the Steelers to finally win their first division title, but over the next decade they achieved a level of success unprecedented in professional football.

In 1973 the Steelers won a wild card playoff berth with a 10-4 record. Oakland avenged their loss from the previous year, however, with a 33-14 defeat of the Steelers in the playoffs.

The Steelers won their first of six consecutive AFC Central titles in 1974 and marched past Buffalo (32-14) and Oakland (24-13) en route to their first Super Bowl appearance in Super Bowl IX. The fierce Pittsburgh defense led the way to a 16-6 victory vs. the Minnesota Vikings, and Art Rooney was presented the Vince Lombardi Trophy for the first time.

In 1975 the Steelers won 11 straight games to finish 12-2 and claim their second consecutive division crown. After defeating Baltimore (28-10) and Oakland (16-10) in the playoffs the Steelers became the third team in NFL history, joining Green Bay and Miami, to win back-to-back Super Bowls with a 21-17 win versus the Dallas Cowboys in Super Bowl X.

The 1976 Steelers struggled to a 1-4 start before reeling off nine straight victories including five shutouts to win the division with a 10-4 mark. They defeated Baltimore 40-14 in the playoffs, but lost to Oakland, 24-7, after both starting running backs, Franco Harris and Rocky Bleier, were injured. The following year the Steelers dropped a 34-21 decision to Denver in the first round of the playoffs after posting a 9-5 regular-season record.

In 1978 the Steelers made history after a league-best 14-2 regular season and playoff wins versus Denver (33-10) and Houston (34-5). Their 35-31 Super Bowl XIII win versus Dallas made the Steelers the first team to win three Super Bowls.

Yet another standard was set the following year when the 1979 Steelers defeated the Los Angeles Rams, 31-19, in Super Bowl XIV to make them the first team in history to win four Super Bowls and the only team to win back-to-back Super Bowls twice. The Super Bowl victory followed a 12-4 regular season and playoff wins versus Miami (34-14) and Houston (27-13). With six consecutive AFC Central crowns, eight straight years of playoff appearances and four Super Bowl championships, the Steelers were tagged the "Team of the Decade" for the 1970s.

1980s: As the 1980s opened the Steelers stumbled, failing to make the playoffs in 1980 and 1981 with records of 9-7 and 8-8.

In 1982 the Steelers celebrated the team's 50th anniversary by qualifying for the playoffs with a 6-3 finish in a strike-interrupted season. During the season an anniversary banquet was held to commemorate the team's first 50 seasons and to honor the Steelers' all-time team as selected by fan voting. Thousands of fans were attracted to Pittsburgh for a week of activities and exhibits before the anniversary season was

ended by San Diego's 31-28 win in the playoffs. This would be the last playoff game at Three Rivers until the 1992 season, a span of 10 years.

The 1983 Steelers won their eighth division title with a 10-6 record, but fell in the postseason, 38-10, to the Los Angeles Raiders. The following year the Steelers won their ninth division crown and the team advanced to the AFC Championship game with a 24-17 playoff win at Denver. A 45-28 loss to Miami in the AFC Championship game prevented the Steelers from a fifth Super Bowl appearance.

The Steelers' streak of 13 consecutive non-losing seasons came to an end in 1985 with a 7-9 finish, followed by 6-10 in 1986. Playoff hopes remained alive in 1987 until the Steelers lost their last two games to finish 8-7 during the strike-shortened season.

In 1988 the team suffered through its worst campaign in 19 years with a 5-11 record. The next season got off to a similar start with losses of 51-0 and 41-10 in the first two games as the offense failed to score in the first month of the season. But the young team fought back to finish 9-7 and earn a wild card playoff berth on the season's final weekend. An exciting 26-23 overtime playoff win in Houston was followed by a heartbreaking 24-23 divisional playoff loss at Denver in which the Steelers led until the final minutes.

1990s: A 9-7 finish in 1990 left the Steelers in a three-way tie for the AFC Central lead, but they were eliminated from playoff contention by a 2-4 division record. The 1991 team finished second in the division despite a 7-9 record, winning the last two games under Noll at home against the Cincinnati Bengals and Cleveland Browns.

On December 26, 1991 Noll announced his retirement from football after 39 consecutive seasons, the last 23 as the Steelers' head coach which made him one of only four men to coach the same team for 23 consecutive years. He left as the fifth-winningest coach in NFL history with an overall record of 209-156-1, and as the only coach to win four Super Bowls. Noll was rewarded in 1993 with his election to the Hall of Fame in his first year of eligibility.

A new era began in 1992 with the retirement of Noll and the arrival of 34-year-old Bill Cowher, the National Football League's youngest head coach at the time he assumed control. In the first season of the new era, the Steelers won the AFC Central division crown for the first time since 1984 with an 11-5 record. While the team enjoyed new-found success, Cowher was recognized by the Associated Press as the NFL's Coach of the Year and six Steelers played in the Pro Bowl, the most in more than a decade.

Under Cowher the Steelers became the first AFC team since the 1970 merger to claim its 10th division title. Their 11-5 record equaled the best in the conference and gave the Steelers home field advantage throughout the playoffs. However, in the first postseason game at Three Rivers in exactly 10 years the Steelers were defeated by eventual AFC champion Buffalo, 24-3.

In 1993, the Steelers earned a wild card playoff berth, marking their first consecutive playoff appearances since the 1983-84 seasons. A 9-7 record was good for second place in the division, but the season ended in a 27-24 overtime loss at Kansas City in the AFC Wild Card game.

The 1994 Steelers won seven of their final eight regular-season games for their strongest finish since 1978. They captured their second division title in three years with the AFC's best record of 12-4. After a 29-9 victory over the Cleveland Browns in the first round of the playoffs, Pittsburgh hosted their first AFC Championship game since 1979. The game went down to the wire and the Steelers lost to the San Diego Chargers, 17-13.

At 38, Bill Cowher became the youngest head coach to lead his team to a Super Bowl. Along the way, Cowher's team captured their third AFC Central division title in four years, made their fourth straight playoff appearance, and won the Steelers' first AFC title since 1979. After a first-round bye, they defeated the Buffalo Bills (40-21) and the Indianapolis Colts (20-16), before losing to the Dallas Cowboys, 27-17, in Super Bowl XXX in Tempe, Arizona.

In 1996, injuries forced Cowher to use 40 different starters during the course of the season. But the Steelers' "never-say-die" attitude led to a 10-6 finish and their fifth consecutive trip to the playoffs. Cowher earned his 50th regular-season win Nov. 3, 1996 in his 73rd game to become the eighth fastest to reach 50 wins. He ended the season with 57 career victories ranking him as the second winningest coach in team history, behind his predecessor Noll.

The Steelers captured their fourth consecutive AFC Central title in 1997, while posting an 11-5 record. They were one play away from earning their sixth Super Bowl appearance and lost to Denver, 24-21, in the AFC Championship game.

In 1998, the Steelers finished a disappointing 7-9, losing their last five regular-season games and missing the playoffs for the first time under Bill Cowher. It marked the first time that Cowher had been associated with a team with a losing record during his 14-year coaching career.

The Steelers suffered their second consecutive losing season under Cowher in 1999, when their record fell to 6-10, including a six-game losing streak. The Steelers fourth-place finish in the AFC Central was the team's worst finish under Bill Cowher.

2000s: The Steelers began a new century with a renewed commitment. After starting the 2000 season with an 0-3 record, the Steelers rebounded to win five straight games, finished the year at 9-7, and barely missed their seventh postseason appearance under Cowher during the final week of the season. Much of the team's success was the result of what many considered to be the finest coaching job of Cowher's career.

However, 2000 may be remembered most for being the final season for the Steelers at Three Rivers Stadium. The Steelers were 4-4 during their final season at Three Rivers Stadium, including victories in four of their final six home games. The Steelers won their final game at Three Rivers, 24-3, against the Washington Redskins on Dec. 16.

The Steelers finished 31 seasons at Three Rivers Stadium (1970-2000) with an 182-73 home record, including the postseason. The Steelers recorded their largest regular-season home attendance figures (440,428) since 1998 in the final season, including a season-high 58,183 fans during the final game in stadium history.

The Steelers began a new era in team history in 2001 with the opening of their new stadium, Heinz Field. The Steelers posted an AFC-best 13-3 regular-season record, second-best in team history, including a 7-1 mark at home, and advanced to the AFC Championship Game.

The inaugural game at Heinz Field was originally scheduled to be a nationally televised Sunday Night game on Sept. 16. However, the September 11 terrorist attacks on America forced the NFL to postpone all games that weekend — which were eventually rescheduled for the end of the season. As a result, the Steelers opened Heinz Field Sunday, Oct. 7 with a 16-7 win against the Cincinnati Bengals.

The Steelers defeated the defending Super Bowl Champion Baltimore Ravens, 27-10, in the AFC Divisional Playoffs, in the first-ever postseason game played at Heinz Field. However, they suffered a disappointing, 24-17, loss at home in the AFC Championship game to the eventual Super Bowl-champion New England Patriots, and fell short of their sixth appearance in the Super Bowl.

The Steelers entered the 2002 season with high hopes and Super Bowl aspirations. An 0-2 start to the season and a sluggish offensive performance through three quarters of the team's third game triggered a change at quarterback. Tommy Maddox replaced Kordell Stewart and led the Steelers to the playoffs for the second consecutive season and the eighth time under Cowher. However, the team's Super Bowl hopes ended when they lost, 34-31, in overtime to the Tennessee Titans on the road.

The Steelers began the 2003 season with a 34-15 victory against AFC North rival Baltimore Ravens. However, the team never regained that magic and finished the season with a 6-10 record and out of the playoffs for the first time in three years.



STEELERS COLDEST GAMES

Date	Team	W-L	Score	Temp.
Sun., Dec. 10, 1977	at Cincinnati	L	10-17	2°
Sun., Dec. 17, 1989	vs. New England	W	28-10	5°
Sun., Jan. 4, 1976*	vs. Oakland	W	16-10	16°
Sun., Dec. 30, 2001	at Cincinnati	L	23-26	20°
Sun., Dec. 18, 1983	at Cleveland	L	17-30	20°
Sun., Jan. 20, 2002*	vs. Baltimore	W	27-10	21°
Sun., Dec. 15, 1985	vs. Buffalo	W	30-24	22°
Sun., Dec. 12, 1982	at Buffalo	L	0-13	22°
Sun., Jan. 6, 1980*	vs. Houston	W	27-13	22°

* Playoff game.

STEELERS WARMEST GAMES

Date	Team	W-L	Score	Temp.
Sun., Oct. 9, 1988	at Phoenix	L	14-31	94°
Sun., Sept. 20, 1992	at San Diego	W	23-6	92°
Sun., Sept. 6, 1998	at Baltimore	W	20-13	91°
Sun., Sept. 18, 1995	at Miami	L	10-23	91°
Sun., Sept. 10, 1981	at Miami	L	10-30	89°

Steelers Records at Heinz Field

Overall Record

18-8-1 (Regular season: 16-7-1; postseason: 2-1)

Steelers Biggest Wins-Worst Losses

Biggest Win: 33 points (47-14) (12/23/01 vs. Det.)

Worst Loss: 20 points (13-33) (10/5/03 vs. Cle.)

Largest Postseason Crowd

Attendance 64,704 (1/27/02 vs. New England)

Largest Regular Season Crowd

Attendance 64,595 (10/5/03 vs. Cleveland)

Most Yards Passing

473* Tommy Maddox (11/10/02 vs. Atlanta)

332 Tommy Maddox (9/28/03 vs. Tennessee)

Most Touchdown Passes

4* Tommy Maddox (11/10/02 vs. Atlanta)

Most Passes Completed

31 Tommy Maddox (9/28/03 vs. Tennessee)

Most Passing Attempts

57 Tommy Maddox (12/8/02 vs. Houston)

Longest Pass Play

62t Tommy Maddox to Plaxico Burress
(11/10/02 vs. Atlanta)

Most Receptions

13 Hines Ward (11/30/03 vs. Cincinnati)

Most Yards Receiving

253* Plaxico Burress (11/10/02 vs. Atlanta)

151 Plaxico Burress (10/20/01 vs. Tennessee)

Most Yards Receiving By An Opponent

174 Torry Holt (10/26/03 vs. St. Louis)

Most Yards Rushing

153** Jerome Bettis (10/7/01 vs. Cincinnati)

Most Yards Rushing By An Opponent

129* Warrick Dunn (11/10/02 vs. Atlanta)

115 William Green (10/5/03 vs. Cleveland)

Most Rushing Attempts

37* Amos Zereoue (11/10/02 vs. Atlanta)

32 Jerome Bettis (12/21/03 vs. San Diego)

Longest Rushing Play

48** Jerome Bettis (10/7/01 vs. Cincinnati)

Most Quarterback Sacks

3.0 Joey Porter (9/15/02 vs. Oakland)

Jason Gildon (11/9/03 vs. Arizona)

Kimo von Oelhoffen (12/7/03 vs. Oakland)

Most Quarterback Sacks (Team)

6 (12/23/01 vs. Detroit; 12/15/02 vs. Carolina)

Longest Fumble Return

32t Troy Edwards (1/6/02 vs. Cleveland)

Longest Interception Return

84 Joey Porter (9/15/02 vs. Oakland)

Longest Kickoff Return

53 Ike Taylor (10/5/03 vs. Cleveland)

Longest Punt Return

84t Antwaan Randle El (10/26/03 vs. St. Louis)

Longest Punt Return for a TD

84t Antwaan Randle El (10/26/03 vs. St. Louis)

Longest Punt

72 Josh Miller (11/30/03 vs. Cincinnati)

Longest Field Goal

48 Jeff Reed (12/29/02 vs. Baltimore)

48 Kris Brown (10/7/01 vs. Cincinnati;

11/18/01 vs. Jacksonville)

Coldest Game

30° (12/7/03 vs. Oakland)

* Overtime

** Inaugural Game at Heinz Field



Steelers Records at Three Rivers Stadium

Overall Record

182-73 (Includes Regular & Postseason Games)

Steelers Biggest Wins-Worst Losses

Biggest Win: 42 points (45-3) (9/8/85 vs. Ind.)
Worst Loss: 51 points (0-51) (9/10/89 vs. Cleveland)

Largest Postseason Crowd

Attendance 61,545 (1/15/94 vs. San Diego)

Largest Regular Season Crowd

Attendance 60,808 (12/18/94 vs. Cleveland)

Most Yards Passing

374 Mark Malone (9/30/85 vs. Cincinnati)

Most Touchdown Passes

5 Mark Malone (9/8/85 vs. Indianapolis)

Most Passes Completed

30 Terry Bradshaw (11/25/79 vs. Cleveland)
30 Neil O'Donnell (10/19/95 vs. Cincinnati)

Most Passing Attempts

52 Neil O'Donnell (10/19/95 vs. Cincinnati)

Longest Pass Play

89t Neil O'Donnell to Dwight Stone (9/1/91 vs. San Diego)

Most Receptions

14 Courtney Hawkins (11/1/98 vs. Tennessee)

Most Yards Receiving

196 Yancey Thigpen (10/26/97 vs. Jacksonville)

Most Yards Receiving By An Opponent

258 Qadry Ismail (12/12/99 vs. Baltimore)

Most Yards Rushing

190 Barry Foster (9/13/92 vs. New York Jets)

Most Yards Rushing By An Opponent

234 Fred Taylor (11/19/00 vs. Jacksonville)

Most Rushing Attempts

41 Franco Harris (10/17/76 vs. Cincinnati)

Longest Rushing Play

75 Sidney Thornton (9/23/79 vs. Baltimore)

Most Quarterback Sacks

4½ Chad Brown (10/13/96 vs. Cincinnati)
4½ L.C. Greenwood (11/25/79 vs. Cleveland)

Most Quarterback Sacks (Team)

10 (10/13/96 vs. Cincinnati)

Longest Fumble Return

102t Travis Davis (12/26/99 vs. Carolina)

Longest Kick Return

95t Larry Anderson (11/25/79 vs. Cleveland)

Longest Punt Return

67 John Stagger (9/26/71 vs. Cincinnati)

Longest Punt Return for a TD

53 Hank Poteat (12/16/00 vs. Washington)*

Longest Punt

72 Josh Miller (10/26/97 vs. Jacksonville)

Longest Field Goal

55 Gary Anderson (11/25/84 vs. San Diego)

Coldest Game

5° (12/17/89 vs. New England)

* Final Game at Three Rivers Stadium

STEELERS ATTENDANCE AT THREE RIVERS STADIUM

1970 - 318,698 (45,528)	1981 - 420,964 (52,621)	1992 - 427,282 (53,410)
1971 - 323,812 (46,259)	1982 - 208,890 (52,223)	1993 - 440,927 (55,116)
1972 - 340,549 (48,650)	1983 - 462,587 (57,823)	1994 - 461,272 (57,659)
1973 - 377,640 (47,205)	1984 - 447,288 (55,911)	1995 - 455,913 (56,989)
1974 - 325,457 (46,494)	1985 - 436,069 (54,509)	1996 - 466,944 (58,368)
1975 - 341,205 (46,744)	1986 - 414,937 (51,867)	1997 - 462,532 (57,817)
1976 - 330,620 (47,231)	1987 - 353,402 (50,486)	1998 - 464,619 (58,077)
1977 - 337,156 (48,165)	1988 - 396,044 (49,506)	1999 - 416,618 (52,077)
1978 - 380,258 (47,532)	1989 - 383,494 (47,937)	2000 - 440,428 (55,053)
1979 - 391,931 (48,991)	1990 - 434,769 (54,346)	
1980 - 424,106 (53,013)	1991 - 406,935 (50,867)	

STEELERS IN THE PRO BOWL

1951

HB Joe Geri (1)
LB Jerry Shipkey (1)
C Bill Walsh (1)

1952

HB Joe Geri (2)
G George Hughes (1)
LB Jerry Shipkey (2)
C Bill Walsh (2)

1953

HB Lynn Chandnois (1)
QB Jim Finks (1)
HB Ray Mathews (1)
DE Bill McPeak (1)
E Elbie Nickel (1)
LB Jerry Shipkey (3)
DT Ernie Stautner (1)

1954

HB Lynn Chandnois (2)
MG Dale Dodril (1)
G George Hughes (2)
DE Bill McPeak (2)
HB Ray Mathews (2)
E Elbie Nickel (1)
DT Ernie Stautner (2)

1955

MG Dale Dodril (2)
HB John Latner (1)

1956

DB Jack Butler (1)
MG Dale Dodril (3)
HB Ray Mathews (3)
DT Ernie Stautner (3)
T Frank Varrichione (1)

1957

DB Jack Butler (2)
DE Bill McPeak (3)
E Elbie Nickel (3)
FB Fran Rogel (1)
DT Ernie Stautner (4)
T Frank Varrichione (2)

1958

DB Jack Butler (3)
MG Dale Dodril (4)
E Jack McClair (1)
QB Earl Morrall (1)
DT Ernie Stautner (5)
T Frank Varrichione (3)

1959

DB Jack Butler (4)
DT Ernie Stautner (6)
HB Tom Tracy (1)
T Frank Varrichione (4)

1960

DB Dean Derby (1)
QB Bobby Layne (1)
G John Nisby (1)
E Jimmy Orr (1)
LB John Reger (1)
DT Ernie Stautner (7)

1961

LB John Reger (2)
G Mike Sandusky (1)
DT Ernie Stautner (8)
HB Tom Tracy (2)
T Frank Varrichione (5)

1962

E Buddy Dial (1)
G John Nisby (2)
LB Myron Pottios (1)
LB John Reger (3)

DT Ernie Stautner (9)

1963

TE Preston Carpenter (1)
FB John Henry Johnson (1)
DT Gene Lipscomb (1)
DE Lou Michaels (1)
C Buzz Nutter (1)

1964

T Charley Bradshaw (1)
FB John Henry Johnson (2)
DT Joe Krupa (1)
DT Lou Michaels (2)
LB Myron Pottios (2)
DB Clendenon Thomas (1)

1965

E Gary Ballman (1)
T Charley Bradshaw (2)
FB John Henry Johnson (3)
LB Myron Pottios (3)

1966

E Gary Ballman (2)

1967

K Mike Clark (1)
DB Brady Keys (1)
DE Ben McGee (1)

1968

DB Marv Woodson (1)

1969

HB Dick Hoak (1)
E Roy Jefferson (1)
DE Ben McGee (2)
LB Andy Russell (1)

1970

DT Joe Greene (1)
E Roy Jefferson (2)
P Bob Walden (1)

1971

DT Joe Greene (2)
LB Andy Russell (2)

1972

DT Joe Greene (3)
LB Andy Russell (3)

1973

LB Henry Davis (1)
PK Roy Gerela (1)
DT Joe Greene (4)
RB Franco Harris (1)
LB Andy Russell (4)
DE Dwight White (1)

1974

DT Joe Greene (5)
DE L.C. Greenwood (1)
LB Jack Ham (1)
RB Franco Harris (2)
LB Andy Russell (5)
WR Ron Shanklin (1)
G Bruce Van Dyke (1)
DE Dwight White (2)

1975

PK Roy Gerela (2)
DT Joe Greene (6)
DE L.C. Greenwood (2)
LB Jack Ham (2)
RB Franco Harris (3)
LB Andy Russell (6)

1976

CB Mel Blount (1)
QB Terry Bradshaw (1)
S Glen Edwards (1)
DT Joe Greene (7)

DE L.C. Greenwood (3)
LB Jack Ham (3)
RB Franco Harris (4)
LB Jack Lambert (1)
LB Andy Russell (7)
WR Lynn Swann (1)
S Mike Wagner (1)

1977

CB Mel Blount (2)
S Glen Edwards (2)
DT Joe Greene (8)
DE L.C. Greenwood (4)
LB Jack Ham (4)
RB Franco Harris (5)
LB Jack Lambert (2)
CB J.T. Thomas (1)
S Mike Wagner (2)

1978

LB Jack Ham (5)
RB Franco Harris (6)
LB Jack Lambert (3)
WR Lynn Swann (2)

1979

CB Mel Blount (3)
QB Terry Bradshaw (2)
DT Joe Greene (9)
DE L.C. Greenwood (5)
LB Jack Ham (6)
RB Franco Harris (7)
LB Jack Lambert (4)
S Donnie Shell (1)
WR Lynn Swann (3)
C Mike Webster (1)

1980

CB Mel Blount (4)
QB Terry Bradshaw (3)
DT Joe Greene (10)
DE L.C. Greenwood (6)
LB Jack Ham (7)
RB Franco Harris (8)
LB Jack Lambert (5)
S Donnie Shell (2)
WR John Stallworth (1)
C Mike Webster (2)

1981

LB Jack Ham (8)
RB Franco Harris (9)
LB Jack Lambert (6)
S Donnie Shell (3)
C Mike Webster (3)

1982

CB Mel Blount (5)
LB Jack Lambert (7)
S Donnie Shell (4)
C Mike Webster (4)

1983

OT Larry Brown (1)
LB Jack Lambert (8)
S Donnie Shell (5)
WR John Stallworth (2)
C Mike Webster (5)

1984

PK Gary Anderson (1)
LB Jack Lambert (9)
C Mike Webster (6)

1985

LB Robin Cole (1)
WR Louis Lipps (1)
LB Mike Merriweather (1)
WR John Stallworth (3)
C Mike Webster (7)



STEELERS IN THE PRO BOWL

1986
PK Gary Anderson (2)
WR Louis Lipps (2)
LB Mike Merriweather (2)
C Mike Webster (8)

1987
LB Mike Merriweather (3)
RB Earnest Jackson (2)

1988
C Mike Webster (9)

1989
OT Tunch Ilkin (1)

1990
OT Tunch Ilkin (2)
KR Rod Woodson (1)

1991
LB David Little (1)
CB Rod Woodson (2)

1992
LB Greg Lloyd (1)
CB Rod Woodson (3)

1993
C Dermontti Dawson (1)
RB Barry Foster (1)
G Carlton Haselrig (1)
LB Greg Lloyd (2)
QB Neil O'Donnell (1)
CB Rod Woodson (4)

1994
PK Gary Anderson (3)
C Dermontti Dawson (2)
RB Barry Foster (2)*
TE Eric Green (1)
LB Greg Lloyd (3)
CB Rod Woodson (5)

1995
C Dermontti Dawson (3)
LB Kevin Greene (2)
S Camell Lake (1)
LB Greg Lloyd (4)
G Duval Love (1)
CB Rod Woodson (6)

1996
C Dermontti Dawson (4)
LB Kevin Greene (3)
S Camell Lake (2)
LB Greg Lloyd (5)
WR Yancey Thigpen (1)

1997
RB Jerome Bettis (3)
LB Chad Brown (1)
C Dermontti Dawson (5)
LB Levon Kirkland (1)
S Camell Lake (3)
CB Rod Woodson (7)

1998
RB Jerome Bettis (4)

C Dermontti Dawson (6)
LB Levon Kirkland (2)
S Camell Lake (4)
DT Joel Steed (1)
WR Yancey Thigpen (2)

1999
C Dermontti Dawson (7)

2000
None

2001
LB Jason Gildon (1)

2002
LB Kendrell Bell (1)
RB Jerome Bettis (5)*
G Alan Faneca (1)
LB Jason Gildon (2)
QB Kordell Stewart (1)
WR Hines Ward (1)

2003
G Alan Faneca (2)
LB Jason Gildon (3)
LB Joey Porter (1)
WR Hines Ward (2)

2004
G Alan Faneca (3)
DT Casey Hampton (1)
WR Hines Ward (3)

(* Injured — did not play)

STEELERS EXPERIENCE IN POSTSEASON

STEELERS WITH POSTSEASON EXPERIENCE AS STEELERS (32):

7 games (1) - RB Jerome Bettis
5 games (1) - CB Chad Scott
4 games (17) - LB Kendrell Bell, WR Plaxico Burress, TE Matt Cushing, OG Alan Faneca, LB Clark Haggans, NT Casey Hampton, C Jeff Hartings, FB Dan Kreider, LB Joey Porter, OT Oliver Ross, LS Mike Schneck, DE Aaron Smith, OT Marvel Smith, CB Deshea Townsend, TE Jerame Tuman, DE Kimo von Oelhoffen, WR Hines Ward
3 games (1) - S Mike Logan
2 games (12) - NT Kendrick Clancy, LB James Farrior, LB Larry Foote, S Chris Hope, CB Chidi Iwuoma, DE Brett Kiesel, QB Tommy Maddox, WR Lee Mays, WR Antwaan Randle El, K Jeff Reed, OG Kendall Simmons, OG Keydrick Vincent

STEELERS WITH POSTSEASON EXPERIENCE ON OTHER NFL TEAMS (6):

4 games (1) - OT Barrett Brooks (Philadelphia, Detroit)
2 games (2) - C Jeff Hartings (Detroit), TE Jay Riemersma (Buffalo)
1 game (3) - LB Clint Kriewaldt (Detroit), S Mike Logan (Jacksonville), QB Tommy Maddox (Denver)

CURRENT STEELERS WITH NO POSTSEASON EXPERIENCE (13):

QB Charlie Batch, RB Dante Brown, WR Chris Doering, OT Todd Fordham, RB Verron Haynes, DL Chris Hoke, LB Alonzo Jackson, WR Freddie Milons, C Chukky Okobi, S Troy Polamalu, QB Brian St. Pierre, S Russell Stuvaints, CB Ike Taylor

— *Italics indicate player was placed on reserve/injured list (4).*

— Underline indicates rookies (7).



STEELERS IN THE HALL OF FAME

ARTHUR J. ROONEY, Founder, President, and Chairman of the Board (1933-1988). Elected in 1964.

DANIEL M. ROONEY, President and Chairman (1955-present). Elected in 2000.

BERT BELL, Co-owner (1941-1946). Elected in 1963.

JOHNNY 'BLOOD' MCNALLY, Player (1934, 1937-1939), Coach (1937-39). Elected in 1963.

BILL DUDLEY, Player (1942, 1945-1946). Elected in 1966.

WALT KIESLING, Player (1937-1939), Coach (1939-1944, 1949-1961). Elected in 1966.

BOBBY LAYNE, Player (1958-1962). Elected in 1967.

ERNIE STAUTNER, Player (1950-1963). Elected in 1969.

JOE GREENE, Player (1969-1981), Coach (1987-1991). Elected in 1987.

JOHN HENRY JOHNSON, Player (1960-1965). Elected in 1987.

JACK HAM, Player (1971-1982). Elected in 1988.

MEL BLOUNT, Player (1970-1983). Elected in 1989.

TERRY BRADSHAW, Player (1970-1983). Elected in 1989.

FRANCO HARRIS, Player (1972-1983). Elected in 1990.

JACK LAMBERT, Player (1974-1984). Elected in 1990.

CHUCK NOLL, Coach (1969-1991). Elected in 1993.

MIKE WEBSTER, Player (1974-1988). Elected in 1997.

LYNN SWANN, Player (1974-82). Elected in 2001.

JOHN STALLWORTH, Player (1974-87). Elected in 2002.

Note: Other Hall of Famers who spent part of their careers with the Steelers include **CAL HUBBARD** (Player 1936, elected 1963), **MARION MOTLEY** (Player 1955, elected 1968), **EARLE (GREASY) NEALE** (Coach 1943, elected 1969), **BILL HEWITT** (Player 1943, elected 1971), and **LEN DAWSON** (Player 1957-1959, elected 1987).

Eligibility of Steelers' other potential Hall of Famers:

ART ROONEY JR., **L.C. GREENWOOD**, **DONNIE SHELL** and **DWIGHT WHITE**.



STEELERS ON MONDAY NIGHT

Overall: 31-20 Home: 19-6 Away: 12-14

11/2/70	Cincinnati	21-10	[W]
10/18/71	at Kansas City	38-16	[L]
11/5/73	Washington	21-16	[W]
12/3/73	at Miami	30-26	[L]
10/28/74	Atlanta	24-17	[W]
11/25/74	at New Orleans	28-7	[W]
11/24/75	at Houston	32-9	[W]
10/4/76	at Minnesota	17-6	[L]
9/19/77	San Francisco	27-0	[W]
10/17/77	Cincinnati	20-14	[W]
10/23/78	Houston	24-17	[L]
11/27/78	at San Francisco	24-7	[W]
9/3/79	at New England	16-13	ot [W]
10/22/79	Denver	42-7	[W]
12/10/79	at Houston	20-17	[L]
10/20/80	Oakland	45-34	[L]
12/22/80	at San Diego	26-17	[L]
10/26/81	Houston	26-13	[W]
12/7/81	at Oakland	30-27	[L]
9/13/82	at Dallas	36-28	[W]
10/10/83	at Cincinnati	24-14	[W]
10/1/84	Cincinnati	38-17	[W]
11/19/84	at New Orleans	27-24	[L]
9/16/85	at Cleveland	17-7	[L]
9/30/85	Cincinnati	37-24	[L]
9/15/86	Denver	21-10	[L]
10/13/86	at Cincinnati	24-22	[L]
10/29/90	L.A. Rams	41-10	[W]
10/14/91	N.Y. Giants	23-20	[L]
10/19/92	Cincinnati	20-0	[W]
9/27/93	at Atlanta	45-17	[W]
11/15/93	Buffalo	23-0	[W]
12/13/93	at Miami	21-20	[W]
10/3/94	Houston	30-14	[W]
11/14/94	Buffalo	23-10	[W]
9/18/95	at Miami	23-10	[L]
11/13/95	Cleveland	20-3	[W]
9/16/96	Buffalo	24-6	[W]
10/7/96	at Kansas City	17-7	[W]
11/25/96	at Miami	24-17	[W]
9/22/97	at Jacksonville	30-21	[L]
11/3/97	at Kansas City	13-10	[L]
10/26/98	at Kansas City	20-13	[W]
11/9/98	Green Bay	27-20	[W]
12/28/98	at Jacksonville	21-3	[L]
10/25/99	Atlanta	13-9	[W]
10/29/01	Tennessee	34-7	[W]
9/9/02	at New England	34-14	[L]
10/21/02	Indianapolis	28-10	[W]
12/23/02	at Tampa Bay	17-7	[W]
11/17/03	at San Francisco	30-14	[L]

STEELERS ON THANKSGIVING DAY

Overall: 0-3 Home: 0-0 Away: 0-3

11/24/83	at Detroit	45-3	[L]
11/28/91	at Dallas	20-10	[L]
11/26/98	at Detroit	19-16	ot [L]

STEELERS ON THURSDAY NIGHT

Overall: 1-4 Home: 0-1 Away: 1-3

1/4/80	at Houston	6-0	[L]
9/10/81	at Miami	30-10	[L]
9/6/84	at N.Y. Jets	23-17	[W]
10/19/95	Cincinnati	27-9	[L]
12/2/99	at Jacksonville	20-6	[L]

STEELERS ON SATURDAY

Overall: 7-4 Home: 3-1 Away: 4-3

12/20/75	at L.A. Rams	10-3	[L]
12/9/78	Baltimore	35-13	[W]
12/16/78	at Denver	21-17	[W]
12/10/83	at N.Y. Jets	34-7	[W]
12/21/85	at N.Y. Giants	28-10	[L]
12/13/86	at N.Y. Jets	45-24	[W]
12/26/87	Cleveland	19-13	[L]
12/16/95	New England	41-27	[W]
12/13/97	at New England	24-21	ot [W]
12/18/99	at Kansas City	35-19	[L]
12/16/00	Washington	24-3	[W]

STEELERS ON SUNDAY NIGHT

Overall: 8-11 Home: 3-3 Away: 5-8

11/12/78	at L.A. Rams	10-7	[L]
12/8/85	at San Diego	54-44	[L]
12/4/88	at Houston	37-34	[W]
9/16/90	Houston	20-9	[W]
11/18/90	at Cincinnati	27-3	[L]
12/30/90	at Houston	34-14	[L]
10/6/91	at Indianapolis	21-3	[W]
11/3/91	at Denver	20-13	[L]
10/25/92	at Kansas City	27-3	[W]
11/28/93	at Houston	23-3	[L]
10/30/94	at Arizona	20-17	ot [L]
10/12/97	Indianapolis	24-22	[W]
11/9/97	Baltimore	37-0	[W]
9/12/99	at Cleveland	43-0	[W]
11/19/00	Jacksonville	34-24	[L]
12/16/01	at Baltimore	26-21	[W]
9/15/02	Oakland	30-17	[L]
10/5/03	Cleveland	33-13	[L]
12/28/03	at Baltimore	13-10	ot [L]



STEELERS IN OVERTIME

Overall: 16-10-2

Home: 7-1-1

Away: 9-9-1

9/22/74	at Denver	35-35	[T]	11/6/94	at Houston	12-9	[W]
9/24/78	Cleveland	15-9	[W]	11/20/94	at Miami	16-13	[W]
9/3/79	at New England	16-13	[W]	11/5/95	at Chicago	37-34	[W]
11/25/79	Cleveland	33-30	[W]	10/26/97	Jacksonville	23-17	[W]
9/27/81	New England	27-21	[W]	11/30/97	at Arizona	26-20	[W]
9/19/82	Cincinnati	26-20	[W]	12/13/97	at New England	24-21	[W]
12/2/84	at Houston	23-20	[L]	11/26/98	at Detroit	19-16	[L]
9/28/86	at Houston	22-16	[W]	11/12/00	Philadelphia	26-23	[L]
11/23/86	at Cleveland	37-31	[L]	11/11/01	at Cleveland	15-12	[W]
11/30/86	at Chicago	13-10	[L]	12/30/01	at Cincinnati	26-23	[L]
12/31/89	at Houston*	26-23	[W]	9/29/02	Cleveland	16-13	[W]
11/10/91	at Cincinnati	33-27	[W]	11/10/02	Atlanta	34-34	[T]
1/8/94	at Kansas City*	27-24	[L]	1/11/03	at Tennessee*	34-31	[L]
10/30/94	at Arizona	20-17	[L]	12/28/03	at Baltimore	13-10	[L]

*Postseason

STEELERS YEAR-BY-YEAR RECORD AT HOME (SINCE 1970)

Year	Pre-Season	Regular Season	Post-Season	Overall	Year	Pre-Season	Regular Season	Post-Season	Overall
1970	1-0	4-3	—	4-3	1988	1-0	4-4	—	4-4
1971	1-1	5-2	—	5-2	1989	0-1	4-4	0-0	4-4
1972	1-0-1	7-0	1-1	8-1	1990	1-0	6-2	—	6-2
1973	2-0	7-1	0-0	7-1	1991	1-0	5-3	—	5-3
1974	2-0	5-2	1-0	6-2	1992	1-1	7-1	0-1	7-2
1975	1-1	6-1	2-0	8-1	1993	1-1	6-2	0-0	6-2
1976	1-1	6-1	0-0	6-1	1994	1-1	7-1	1-1	8-2
1977	2-0	6-1	0-0	6-1	1995	0-2	6-2	2-0	8-2
1978	1-0	7-1	2-0	9-1	1996	2-0	7-1	1-0	8-1
1979	1-0	8-0	2-0	10-0	1997	2-0	7-1	1-1	8-2
1980	0-1	6-2	—	6-2	1998	2-0	5-3	—	5-3
1981	1-0	5-3	—	5-3	1999	1-1	2-6	—	2-6
1982	2-0	4-0	0-1	4-1	2000	2-0	4-4	—	4-4
1983	0-1	4-4	0-0	4-4	2001	2-0	7-1	1-1	8-2
1984	1-0	6-2	0-0	6-2	2002	1-1	5-2-1	1-0	6-2-1
1985	0-1	5-3	—	5-3	2003	1-1	4-4	—	4-4
1986	0-1	4-4	—	4-4	TOTALS	36-17-1	185-74-1	15-6	200-80-1
1987	0-1	4-3	—	4-3		(.676)	(.713)	(.714)	(.714)

STEELERS YEAR-BY-YEAR AWAY RECORD (SINCE 1970)

Year	Pre-Season	Regular Season	Post-Season	Overall	Year	Pre-Season	Regular Season	Post-Season	Overall
1970	2-1	1-6	—	1-6	1988	2-1	1-7	—	1-7
1971	2-1	1-6	—	1-6	1989	2-1	5-3	1-1	6-4
1972	1-0	4-3	0-0	4-3	1990	0-2	3-5	—	3-5
1973	1-2	3-3	0-1	3-4	1991	1-2	2-6	—	2-6
1974	4-0	5-1-1	1-0	6-1-1	1992	1-1	4-4	0-0	4-4
1975	1-3	6-1	0-0	6-1	1993	1-1	3-5	0-1	3-6
1976	3-1	4-3	1-1	5-4	1994	0-2	5-3	0-0	5-3
1977	1-3	3-4	0-1	3-5	1995	1-1	5-3	0-0	5-3
1978	1-2	7-1	0-0	7-1	1996	0-2	3-5	0-0	3-6
1979	2-1	4-4	0-0	4-4	1997	2-0	4-4	0-0	4-4
1980	3-0	3-5	—	3-5	1998	0-1	2-6	—	2-6
1981	1-2	3-5	—	3-5	1999	0-2	4-4	—	4-4
1982	1-0	2-3	0-0	2-3	2000	1-1	5-3	—	5-3
1983	2-0	6-2	0-1	6-3	2001	1-1	6-2	0-0	6-2
1984	2-1	3-5	1-1	4-6	2002	1-1	5-3	0-1	5-4
1985	1-2	2-6	—	2-6	2003	0-2	2-6	—	2-6
1986	1-2	2-6	—	2-6	TOTALS	42-45	122-137-1	4-8	126-145-1
1987	0-3	4-4	—	4-4		(.483)	(.471)	(.333)	(.465)



STEELERS BIGGEST WINS - WORST LOSSES

BIGGEST WINS

56 pts (63-7)	vs. NY Giants	11/30/52
45 pts (45-0)	at Kansas City	11/7/76
43 pts (43-0)	at Cleveland	9/12/99
42 pts (45-3)	vs. Indianapolis	9/8/85
42 pts (42-0)	vs. Tampa Bay	12/5/76
37 pts (37-0)	at San Diego	9/21/75
37 pts (37-0)	vs. Baltimore	11/12/97
36 pts (42-6)	vs. St. Louis	11/3/96
36 pts (42-6)	at Cleveland	10/5/75

WORST LOSSES

51 pts (0-51)	vs. Cleveland	9/10/89
47 pts (7-54)	vs. Green Bay	11/23/41
47 pts (0-47)	vs. Green Bay	10/15/33
42 pts (3-45)	at Detroit	11/24/83
42 pts (7-49)	at Chicago	11/23/47
42 pts (3-45)	vs. Philadelphia	11/4/45
42 pts (7-49)	vs. Chicago	12/3/44

STEELERS BIGGEST WINS - WORST LOSSES AT HOME SINCE 1970

BIGGEST WINS

42 pts (45-3)	vs. Indianapolis	9/8/85
42 pts (42-0)	vs. Tampa Bay	12/5/76
37 pts (37-0)	vs. Baltimore	11/9/97
36 pts (42-6)	vs. St. Louis	11/3/96
35 pts (35-0)	vs. Cleveland	12/23/90
35 pts (35-0)	vs. Chicago	9/28/80
31 pts (41-10)	vs. St. Louis	10/29/90
31 pts (38-7)	vs. Houston	9/9/79

WORST LOSSES

51 pts (0-51)	vs. Cleveland	9/10/89
34 pts (0-34)	vs. New England	10/19/86
30 pts (7-37)	vs. Dallas	8/31/97
27 pts (14-41)	vs. Washington	11/17/91
24 pts (7-31)	vs. Miami	10/7/84
22 pts (6-28)	vs. Miami	9/30/90

STEELERS BIGGEST COMEBACK WINS

The Steelers trailed Buffalo 21-0 (12/15/85) in the second quarter and came back to win, 30-24.

The Steelers trailed Baltimore 21-0 (10/5/97) in the second quarter and came back to win, 42-34.

STEELERS AND OPPONENTS SCORING HIGHS

Most Points By Steelers

63	11/30/52	vs. NY Giants	(63-7)
57	12/18/66	at Atlanta	(57-33)
55	10/17/54	vs. Cleveland	(55-27)
52	11/25/84	vs. San Diego	(52-24)
51	10/7/79	at Cleveland	(51-35)
49	11/19/95	at Cincinnati	(49-31)
48	11/26/00	at Cincinnati	(48-28)
47	12/23/01	vs. Detroit	(47-14)

Most Points By Opponents

54	12/8/85	at San Diego	(44-54)
54	11/23/41	vs. Green Bay	(7-54)
52	9/8/91	at Buffalo	(34-52)
52	11/23/69	at Minnesota	(14-52)
52	10/30/66	at Dallas	(21-52)
51	9/10/89	at Cleveland	(0-51)
49	11/23/47	at Chicago	(7-49)
49	12/3/44	vs. Chicago	(7-49)

STEELERS IN TIE GAMES (21)

10/22/33	at Cincinnati	(0-0)
11/5/33	at Brooklyn	(3-3)
10/29/39	at Cleveland	(14-14)
9/8/40	vs. Chicago Cardinals	(7-7)
9/15/40	vs. New York	(10-10)
11/9/41	at Philadelphia	(7-7)
11/7/43	vs. Washington	(14-14)
9/29/46	at Washington	(14-14)
11/13/49	vs. Los Angeles	(7-7)
10/1/51	vs. New York	(13-13)
12/7/58	at Washington	(14-14)

11/8/59	vs. Detroit	(10-10)
10/23/60	at Washington	(27-27)
9/15/63	at Philadelphia	(21-21)
11/24/63	vs. Chicago	(17-17)
12/1/63	vs. Philadelphia	(20-20)
9/11/66	vs. New York	(34-34)
11/12/67	at St. Louis	(14-14)
11/10/68	at St. Louis	(28-28)
9/22/74	at Denver	(35-35)
11/10/02	vs. Atlanta	(34-34)

*Sudden death overtime system for regular-season games was instituted in 1974.

YEARLY ATTENDANCE FIGURES/AVERAGES

YEAR	GAMES	HOME TOTAL	HOME AVG.	AWAY TOTAL	AWAY AVG.	YEARLY TOTAL	YEARLY AVG.
1933	11*	57,000	11,400	42,500	8,500	99,500	9,500
1934	12	85,834	14,306	63,200	10,533	149,034	12,419
1935	12	87,421	12,489	55,000	11,000	142,421	11,868
1936	12	90,464	18,093	78,747	11,250	169,211	14,101
1937	10	79,629	13,272	68,282	17,071	147,911	14,791
1938	11*	63,999	12,800	91,441	18,288	155,440	15,544
1939	11	37,378	7,476	105,328	17,555	142,706	12,973
1940	11	101,988	20,398	103,683	17,281	205,671	18,697
1941	11	81,129	16,226	134,233	22,372	215,362	19,579
1942	11	86,017	17,203	96,353	16,059	182,369	16,579
1943	10**	129,347	21,558	107,865	26,966	237,212	23,721
1944	10***	69,670	13,934	135,988	27,198	205,658	20,566
1945	10	95,765	19,153	149,887	29,977	245,652	24,565
1946	11	176,827	35,365	158,916	26,486	335,743	30,522
1947	13	243,271	34,753	198,628	33,105	441,899	33,992
1948	12	174,726	29,121	118,892	19,815	293,618	24,468
1949	12	152,767	25,461	123,672	20,612	276,439	23,037
1950	12	158,134	26,356	143,298	23,883	301,432	25,119
1951	12	134,126	22,354	106,925	17,821	241,051	20,088
1952	12	134,669	22,445	187,898	31,316	322,567	26,881
1953	12	157,830	26,305	155,466	25,911	313,296	26,108
1954	12	182,648	30,441	141,070	23,512	323,718	26,977
1955	12	176,496	29,416	201,711	33,619	378,207	31,517
1956	12	170,267	28,378	211,563	35,261	381,830	31,819
1957	12	168,957	28,160	197,898	32,983	366,855	30,571
1958	12	140,592	23,432	209,337	34,890	349,929	29,161
1959	12	159,870	26,645	255,573	42,596	415,443	34,620
1960	12	173,099	28,850	265,469	44,245	438,568	36,547
1961	14	155,903	22,272	287,625	41,089	443,528	31,681
1962	14	174,741	24,963	297,791	42,542	472,532	33,753
1963	14	257,985	36,855	349,492	49,927	607,477	43,391
1964	14	251,990	35,999	355,453	50,779	607,443	43,389
1965	14	228,954	32,708	366,596	52,371	595,550	42,539
1966	14	249,331	35,619	407,761	58,252	657,092	46,935
1967	14	271,522	38,789	420,655	60,094	692,177	49,441
1968	14	234,241	33,463	396,530	56,647	630,771	45,055
1969	14	273,058	39,008	416,758	59,537	689,816	49,273
1970	14	323,387	46,198	400,966	57,281	724,353	51,740
1971	14	319,323	46,259	412,446	58,921	736,258	52,590
1972	14	340,549	48,650	387,406	55,344	727,955	51,997
1973	14	377,351	53,907	332,111	47,444	709,462	50,676
1974	14	325,457	46,494	405,919	57,988	731,376	52,241
1975	14	341,205	48,744	391,700	55,957	732,905	52,350
1976	14	330,620	47,231	416,875	59,554	747,495	53,393
1977	14	337,156	48,165	399,251	57,036	736,407	52,601
1978	16	380,258	47,532	490,878	61,360	871,136	54,446
1979	16	391,931	48,991	492,722	61,590	884,653	55,291



YEARLY ATTENDANCE FIGURES/AVERAGES

YEAR	GAMES	HOME TOTAL	HOME AVG.	AWAY TOTAL	AWAY AVG.	YEARLY TOTAL	YEARLY AVG.
1980	16	424,106	50,013	491,122	61,390	915,228	57,202
1981	16	420,959	52,620	483,184	60,398	904,143	56,509
1982	9	208,890	52,773	286,852	57,370	549,288	54,929
1983	16	462,587	57,823	481,357	60,170	943,944	58,997
1984	16	447,288	55,911	508,396	63,550	955,644	59,728
1985	16	436,069	54,509	481,201	60,150	917,270	57,329
1986	16	414,937	51,867	482,461	60,308	897,398	56,087
1987	15	353,402	50,486	364,454	45,557	717,856	47,857
1988	16	396,044	49,506	466,099	58,262	862,143	53,884
1989	16	383,494	47,937	441,022	55,128	824,516	51,532
<hr/>							
1990	16	434,769	54,346	510,899	63,862	945,668	59,104
1991	16	406,935	50,867	526,678	65,835	933,613	58,351
1992	16	427,282	53,597	510,270	63,784	937,552	58,597
1993	16	440,927	55,116	503,509	62,939	944,436	59,027
1994	16	461,272	57,659	494,849	61,606	954,121	59,633
1995	16	455,913	56,989	486,946	60,868	942,859	58,929
1996	16	466,944	58,368	513,289	64,161	980,233	61,264
1997	16	462,532	57,817	519,955	64,994	982,487	61,405
1998	16	464,619	58,077	540,926	67,616	1,005,545	62,847
1999	16	416,618	52,077	555,589	69,448	972,207	60,763
<hr/>							
2000	16	440,428	55,053	546,611	68,326	987,039	61,690
2001+	16	499,191	62,399	556,337	69,542	1,055,528	65,971
2002	16	490,274	61,284	533,174	66,647	1,023,448	63,966
2003	16	477,584	59,698	574,929	71,866	1,052,513	65,782

* One game of attendance unavailable

+ Inaugural Season at Heinz Field

** Games played in Pittsburgh and Philadelphia

*** Games played in Pittsburgh and Chicago

STEELERS HOME ATTENDANCE SINCE 1970

1970	-	318,698	(45,528)	1987	-	353,402	(50,486)
1971	-	323,812	(46,259)	1988	-	396,044	(49,506)
1972	-	340,549	(48,650)	1989	-	383,494	(47,937)
1973	-	377,640	(47,205)	1990	-	434,769	(54,346)
1974	-	325,457	(46,494)	1991	-	406,935	(50,867)
1975	-	341,205	(46,744)	1992	-	427,282	(53,410)
1976	-	330,620	(47,231)	1993	-	440,927	(55,116)
1977	-	337,156	(48,165)	1994	-	461,272	(57,659)
1978	-	380,258	(47,532)	1995	-	455,913	(56,989)
1979	-	391,931	(48,991)	1996	-	466,944	(58,368)
1980	-	424,106	(53,013)	1997	-	462,532	(57,817)
1981	-	420,964	(52,621)	1998	-	464,619	(58,077)
1982	-	208,890	(52,223)	1999	-	416,618	(52,077)
1983	-	462,587	(57,823)	2000	-	440,428	(55,053)
1984	-	447,288	(55,911)	2001	-	499,191	(62,399)
1985	-	436,069	(54,509)	2002	-	490,274	(61,284)
1986	-	414,937	(51,867)	2003	-	477,584	(59,698)



TOP 10 HOME CROWDS IN STEELERS HISTORY

1.	64,704	Jan. 27, 2002	vs. New England*
2.	64,595	Oct. 5, 2003	vs. Cleveland
3.	63,976	Jan. 20, 2002	vs. Baltimore*
4.	63,763	Oct. 29, 2001	vs. Tennessee
5.	63,244	Sept. 28, 2003	vs. Tennessee
6.	63,157	Sept. 7, 2003	vs. Baltimore
7.	62,906	Nov. 14, 2001	vs. Baltimore
8.	62,884	Dec. 9, 2001	vs. N.Y. Jets
9.	62,809	Dec. 23, 2001	vs. Detroit
10.	62,864	Sept. 29, 2002	vs. Cleveland

* Postseason

The Steelers' single-game regular-season home attendance record is 64,595 established October 5, 2003 vs. Cleveland. The single-game postseason mark is 64,704 vs. New England on January 27, 2002 (AFC Championship Game). The regular-season attendance record at Three Rivers Stadium was 60,808 set Dec. 18, 1994 versus Cleveland. The postseason attendance record at Three Rivers was 61,545 January 15, 1995 vs. San Diego in the AFC Championship Game.

STEELERS AT HOME MONTH-BY-MONTH (1970-2003)

Year	Sept.	Oct.	Nov.	Dec.	Jan.	Year	Sept.	Oct.	Nov.	Dec.	Jan.
1970	0-1	1-0	3-1	0-1	—	1988	1-1	1-2	1-1	1-0	—
1971	1-0	2-0	2-1	0-1	—	1989	1-1	1-1	1-1	1-1	—
1972	1-0	2-0	3-0	2-1	—	1990	1-1	2-0	1-0	2-1	—
1973	2-0	3-0	1-1	1-0	—	1991	2-0	0-2	1-1	2-0	—
1974	1-1	2-0	1-0	2-1	—	1992	1-0	1-0	3-0	2-1	0-1
1975	0-1	2-0	2-0	3-0	1-0	1993	1-1	2-0	1-0	1-1	1-0
1976	1-1	2-0	2-0	1-0	—	1994	1-1	2-0	2-0	2-0	1-1
1977	1-1	2-0	2-0	1-0	—	1995	1-1	2-1	1-0	2-0	2-0
1978	2-0	2-1	2-0	2-0	1-0	1996	3-0	1-0	2-0	2-1	0-0
1979	2-0	2-0	2-0	3-0	1-0	1997	3-1*	2-0	2-0	1-0	1-1
1980	2-0	0-2	3-0	1-0	—	1998	2-0	1-0	2-1	0-2	—
1981	2-1	2-0	1-1	0-1	—	1999	0-1	1-1	0-2	1-1	0-1
1982	1-0	—	—	2-0	1-1	2000	0-2	2-0	0-2	2-0	—
1983	0-2	3-0	1-1	0-1	0-0	2001	0-0	2-0	1-1	3-0	2-1
1984	1-1	2-1	2-0	1-0	—	2002	1-1	1-0	1-0-1	2-1	1-0
1985	2-1	1-0	1-1	1-1	—	2003	1-1	0-2	1-1	2-0	—
1986	0-1	1-2	2-0	1-1	—	Total	39-23	52-15	50-18-1	48-18	12-6
1987	1-0	2-0	0-2	1-1	—		(62.9%)	(77.6%)	(73.2%)	(72.7%)	(66.7%)

* Includes August 31 loss to Dallas.

(Includes Regular and Postseason only.)



STEELERS MISCELLANEOUS RECORDS

STEELERS REGULAR-SEASON STREAKS

Consecutive Victories

Most	11	Oct. 5, 1975	-	Dec. 13, 1975
	10	Oct. 17, 1976	-	Sept. 19, 1977
	9	Nov. 19, 1978	-	Sept. 23, 1979
At Home	15	Oct. 8, 1978	-	Nov. 2, 1980
	13	Nov. 21, 1971	-	Dec. 9, 1973
On Road	10	Nov. 30, 1975	-	Oct. 24, 1976
	6	Sept. 11, 1983	-	Nov. 13, 1983
Start of Season	7	Sept. 3, 1978	-	Oct. 15, 1978
End of Season	9	Oct. 17, 1976	-	Dec. 11, 1976

Consecutive Losses

Most	16	Sept. 28, 1969	-	Oct. 3, 1970
	13	Dec. 3, 1944	-	Nov. 18, 1945
At Home	9	Oct. 5, 1969	-	Oct. 20, 1969
	7	Nov. 9, 1952	-	Nov. 1, 1953
On Road	14	Oct. 13, 1968	-	Oct. 25, 1970
Start of Season	10	Sept. 24, 1944	-	Dec. 3, 1944
End of Season	13	Sept. 28, 1969	-	Dec. 21, 1969

WHEN THE STEELERS RUSH FOR 200 YARDS

(since 1970 merger)

Year	200-Yd. Games	Reg. Season W-L	Postseason W-L	Year	200-Yd. Games	Reg. Season W-L	Postseason W-L
1970	1	0-1	—	1988	3	3-0	—
1971	2	1-1	—	1989	1	1-0	0-0
1972	7	6-1	0-0	1990	1	1-0	—
1973	2	2-0	0-0	1991	0	0-0	0
1974	7	4-0	3-0	1992	2	2-0	0
1975	7	6-0	1-0	1993	3	3-0	0
1976	10	9-0	1-0	1994	3	2-0	1-0
1977	3	3-0	0-0	1995	0	0-0	0-0
1978	2	2-0	0-0	1996	4	3-0	1-0
1979	4	4-0	0-0	1997	2	2-0	0-0
1980	0	0-0	—	1998	2	0-2	—
1981	3	3-0	—	1999	2	2-0	—
1982	2	2-0	0-0	2000	1	1-0	—
1983	5	4-1	0-0	2001	7	7-0	0-0
1984	1	1-0	0-0	2002	2	2-0	0-0
1985	2	2-0	—	2003	0	0-0	—
1986	3	3-0	—	Total	97	84-6	7-0
1987	3	3-0	—				

Record in 1970s: 42-3

Record in 1980s: 22-1

Record in 1990s: 17-2

Record in 2000s: 10-0

AFC CENTRAL DIVISION PLAYOFF RACES WEEK-BY-WEEK (1980-2003)

1980				
Wk	CIN	CLE* HOU#	PIT	
1	0-1	0-1 0-1	1-0	
2	0-2	0-2 1-1	2-0	
3	1-2	1-2 2-1	2-1	
4	1-3	2-2 3-1	3-1	
5	1-4	2-3 3-2	4-1	
6	2-4	3-3 3-3	4-2	
7	3-4	4-3 4-3	4-3	
8	3-5	5-3 5-3	4-4	
9	3-6	6-3 6-3	5-4	
10	3-7	7-3 7-3	6-4	
11	3-8	7-4 8-4	7-4	
12	3-9	8-4 8-4	7-5	
13	4-9	9-4 8-5	8-5	
14	5-9	10-4 9-5	8-6	
15	6-9	10-5 10-5	9-6	
16	6-10	11-5 11-5	9-7	

1981				
Wk	CIN*	CLE HOU#	PIT	
1	1-0	0-1 1-0	0-1	
2	2-0	0-2 2-0	0-2	
3	2-1	1-2 2-1	1-2	
4	3-1	2-2 2-2	2-2	
5	3-2	2-3 3-2	3-2	
6	4-2	2-4 4-2	4-2	
7	5-2	3-4 4-3	4-3	
8	5-3	4-4 4-4	5-3	
9	6-3	4-5 4-5	5-4	
10	7-3	4-6 5-5	5-5	
11	8-3	5-6 5-6	6-5	
12	9-3	5-7 5-7	7-5	
13	10-3	5-8 5-8	8-5	
14	10-4	5-6 6-8	8-6	
15	11-4	5-10 6-9	8-7	
16	12-4	5-11 7-9	8-8	

1982				
Wk	CIN+	CLE+ HOU	PIT+	
1	1-0	1-0 0-1	1-0	
2	1-1	1-1 1-1	2-0	
3	Games Canceled (NFL Player Strike)			
4				
5				
6				
7				
8				
9				
10	2-1	2-1 1-2	3-0	
11	3-1	2-2 1-3	3-1	
12	4-1	2-3 1-4	4-1	
13	5-1	2-4 1-5	4-2	
14	5-2	3-4 1-6	4-3	
15	6-2	4-4 1-7	5-3	
16	7-2	4-5 1-8	6-3	

1983				
Wk	CIN	CLE HOU	PIT*	
1	0-1	0-1 0-1	0-1	
2	0-2	1-1 0-2	1-1	
3	0-3	2-1 0-3	2-1	

4	1-3	3-1 0-4	2-2	
5	1-4	3-2 0-5	3-2	
6	1-5	4-2 0-6	4-2	
7	1-6	4-3 0-7	5-2	
8	2-6	4-4 0-8	6-2	
9	3-6	5-4 0-9	7-2	
10	4-6	5-5 0-10	8-2	
11	4-7	6-5 1-10	9-2	
12	5-7	7-5 1-11	9-3	
13	5-8	8-5 1-12	9-4	
14	6-8	8-6 1-13	9-5	
15	7-8	8-7 2-13	10-5	
16	7-9	9-7 2-14	10-6	

1984				
Wk	CIN	CLE HOU#	PIT*	
1	0-1	0-1 0-1	0-1	
2	0-2	0-2 0-2	1-1	
3	0-3	0-3 0-3	2-1	
4	0-4	1-3 0-4	2-2	
5	0-5	1-4 0-5	3-2	
6	1-5	1-5 0-6	3-3	
7	1-6	1-6 0-7	4-3	
8	2-6	1-7 0-8	4-4	
9	3-6	1-8 0-9	5-4	
10	3-7	2-8 0-10	6-4	
11	4-7	2-9 1-10	6-5	
12	4-8	3-9 2-10	6-6	
13	5-8	4-9 2-11	7-6	
14	6-8	4-10 3-11	7-7	
15	7-8	4-11 3-12	8-7	
16	8-8	5-11 3-13	9-7	

1985				
Wk	CIN	CLE* HOU	PIT	
1	0-1	0-1 1-0	1-0	
2	0-2	1-1 1-1	1-1	
3	0-3	1-2 1-2	2-1	
4	1-3	2-2 1-3	2-2	
5	1-4	3-2 1-4	2-3	
6	2-4	4-2 1-5	2-4	
7	2-5	4-3 2-5	3-4	
8	3-5	4-4 3-5	3-5	
9	4-5	4-5 4-5	4-5	
10	5-5	4-6 4-6	5-5	
11	5-6	5-6 4-7	6-5	
12	5-7	6-6 5-7	6-6	
13	6-7	7-6 5-8	6-7	
14	7-7	7-7 5-9	6-8	
15	7-8	8-7 5-10	7-8	
16	7-9	8-8 5-11	7-9	

1986				
Wk	CIN	CLE* HOU	PIT	
1	0-1	0-1 1-0	0-1	
2	1-1	1-1 1-1	0-2	
3	2-1	1-2 1-2	0-3	
4	2-2	2-2 1-3	1-3	
5	3-2	3-2 1-4	1-4	
6	4-2	4-2 1-5	1-5	
7	5-2	4-3 1-6	1-6	

8	5-3	5-3 1-7	2-6	
9	6-3	6-3 1-8	3-6	
10	6-4	7-3 2-4	3-7	
11	7-4	7-4 2-9	4-7	
12	8-4	8-4 3-9	4-8	
13	8-5	9-4 3-10	4-9	
14	9-5	10-4 3-11	5-9	
15	9-5	11-4 4-11	6-9	
16	10-6	12-4 5-11	6-10	

1987				
Wk	CIN	CLE* HOU#	PIT	
1	1-0	0-1 1-0	1-0	
2	1-1	1-1 1-1	1-1	
3	Game Canceled (NFL Player Strike)			
4	1-2	2-1 2-1	2-1	
5	2-2	2-2 3-1	2-2	
6	2-3	3-2 3-2	3-2	
7	2-4	4-2 4-2	4-2	
8	2-5	4-3 5-2	4-3	
9	2-6	5-3 5-3	5-3	
10	3-6	6-3 6-3	5-4	
11	3-7	7-3 6-4	6-4	
12	3-8	7-4 6-5	6-5	
13	4-8	7-5 7-5	7-5	
14	4-9	8-5 7-6	8-5	
15	4-10	9-5 8-6	8-6	
16	4-11	10-5 9-6	8-7	

1988				
Wk	CIN*	CLE# HOU#	PIT	
1	1-0	1-0 1-0	1-0	
2	2-0	1-1 2-0	1-1	
3	3-0	2-1 2-1	1-2	
4	4-0	2-2 3-1	1-3	
5	5-0	3-2 3-2	1-4	
6	6-0	3-3 4-2	1-5	
7	6-1	4-3 5-2	1-6	
8	7-1	5-3 5-3	2-6	
9	7-2	6-3 6-3	2-7	
10	8-2	6-4 7-3	2-8	
11	8-3	6-5 7-4	2-9	
12	9-3	7-5 8-4	2-10	
13	10-3	8-5 9-4	3-10	
14	11-3	9-5 9-5	4-10	
15	11-4	9-6 10-5	4-11	
16	12-4	10-6 10-6	5-11	

1989				
Wk	CIN	CLE* HOU#	PIT*	
1	0-1	1-0 0-1	0-1	
2	1-1	2-0 1-1	0-2	
3	2-1	2-1 1-1	0-2	
4	3-1	3-1 2-2	2-2	
5	4-1	3-2 2-3	2-3	
6	4-2	3-3 3-3	3-3	
7	4-3	4-3 4-3	3-4	
8	5-3	5-3 4-4	4-4	
9	5-4	6-3 5-4	4-5	
10	5-5	7-3 6-4	4-6	
11	6-5	7-3 7-4	5-6	

AFC CENTRAL/NORTH DIVISION PLAYOFF RACES WEEK-BY-WEEK
(1980-2003)

12	6-6	7-4-1	7-5	6-6
13	7-6	7-5-1	8-5	6-7
14	7-7	7-6-1	9-5	7-7
15	8-7	8-6-1	9-6	8-7
16	8-8	9-6-1	9-7	9-7

14	4-10	7-7	8-6	10-4
15	5-10	7-8	9-6	10-5
16	5-11	7-9	10-6	11-5

1993				
Wk	CIN	CLE	HOU*	PIT#
1	0-1	1-0	0-1	0-1
2	0-2	2-0	1-1	0-2
3	0-3	3-0	1-2	1-2
4	0-4	3-1	1-3	2-2
5	0-5	3-2	1-4	3-2
6	0-6	4-2	2-4	4-2
7	0-7	5-2	3-4	4-3
8	0-8	5-3	4-4	5-3
9	0-9	5-4	5-4	6-3
10	0-10	5-5	6-4	6-4
11	1-10	5-6	7-4	6-5
12	1-11	6-6	8-4	7-5
13	1-12	6-7	9-4	8-5
14	2-12	6-8	10-4	8-6
15	3-12	7-8	11-4	8-7
16	3-13	7-9	12-4	9-7

1994				
Wk	CIN	CLE#	HOU	PIT*
1	0-1	1-0	0-1	0-1
2	0-2	1-1	0-2	1-1
3	0-3	2-1	0-3	2-1
4	0-4	3-1	1-3	2-2
5	0-5	4-1	1-4	3-2
6	0-6	5-1	1-5	4-2
7	0-7	6-1	1-6	5-2
8	0-8	6-2	1-7	5-3
9	1-8	7-2	1-8	6-3
10	2-8	8-2	1-9	7-3
11	2-9	8-3	1-10	8-3
12	2-10	9-3	1-11	9-3
13	2-11	9-4	1-12	10-3
14	2-12	10-4	1-13	11-3
15	2-13	10-5	1-14	12-3
16	3-13	11-5	2-14	12-4

1995					
Wk	CIN	CLE	HOU#	JAX	PIT*
1	1-0	0-1	1-0	0-1	1-0
2	2-0	1-1	1-1	0-2	2-0
3	2-1	1-2	1-2	0-3	2-1
4	2-2	2-2	2-2	0-4	2-2
5	2-3	2-3	2-3	1-4	3-2
6	2-4	2-4	2-4	2-4	3-3
7	3-4	2-5	2-5	2-5	3-4
8	3-5	3-5	3-5	3-5	4-4
9	3-6	4-5	4-5	3-6	5-4
10	4-6	4-6	4-6	3-7	6-4
11	4-7	4-7	4-7	3-8	7-4
12	5-7	5-7	5-7	3-9	8-4
13	5-8	5-8	5-8	3-10	9-4
14	6-8	5-9	5-9	3-11	10-4
15	6-9	6-9	6-9	3-12	11-4
16	7-9	7-9	7-9	4-12	11-5

1996					
Wk	CIN	BAL	HOU JAX#		PIT*
1	0-1	1-0	0-1	1-0	0-1
2	0-2	1-1	1-1	1-1	1-1
3	1-2	1-2	2-1	1-2	2-1
4	1-3	2-2	2-2	1-3	3-1
5	1-4	2-3	3-2	2-3	4-1
6	1-5	2-4	4-2	2-4	5-1
7	1-6	2-5	5-2	3-4	5-2
8	2-6	3-5	5-3	3-5	6-2
9	3-6	3-6	5-4	3-6	7-2
10	4-6	3-7	6-4	4-6	7-3
11	4-7	3-8	6-5	4-7	8-3
12	5-7	3-9	6-6	5-7	9-3
13	5-8	4-9	7-6	6-7	9-4
14	6-8	4-10	7-7	7-7	10-4
15	7-8	4-11	7-8	8-7	10-5
16	8-8	4-12	8-8	9-7	10-6

1997					
Wk	CIN	BAL	JAX#	TEN	PIT*
1	1-0	0-1	1-0	1-0	0-1
2	1-1	1-1	2-0	1-1	1-1
3	1-2	2-1	3-0	1-2	1-2
4	1-3	3-1	3-1	1-3	2-2
5	1-4	3-2	4-1	1-4	3-2
6	1-5	3-3	5-1	2-4	4-2
7	1-6	3-4	5-2	3-4	5-2
8	1-7	4-4	5-3	4-4	6-2
9	2-7	4-5	6-3	4-5	6-3
10	3-7	4-6	7-3	5-5	7-3
11	3-8	4-6-1	8-3	5-6	8-3
12	4-8	4-7-1	8-4	6-6	8-4
13	4-9	4-8-1	9-4	7-6	9-4
14	5-9	5-8-1	9-5	7-7	10-4
15	6-9	6-8-1	10-5	7-8	11-4
16	7-9	6-9-1	11-5	8-8	11-5

1998					
Wk	CIN	BAL	JAX*	TEN	PIT
1	0-1	0-1	1-0	1-0	1-0
2	1-1	1-1	2-0	1-1	2-0
3	1-2	1-2	3-0	1-2	2-1
4	1-3	2-2	4-0	1-3	3-1
5	2-3	2-3	5-0	2-3	3-2
6	2-4	2-4	5-1	3-3	4-2
7	2-5	2-5	5-2	3-4	5-2
8	2-6	2-6	6-2	4-4	5-3
9	2-7	3-6	7-2	5-4	6-3
10	2-8	3-7	8-2	6-4	6-4
11	2-9	4-7	8-3	6-5	7-4
12	2-10	5-7	9-3	6-6	7-5
13	2-11	5-8	10-3	7-6	7-6
14	2-12	5-9	10-4	8-6	7-7
15	3-12	5-10	10-5	8-7	7-8
16	3-13	6-10	11-5	8-8	7-9

1990				
Wk	CIN*	CLE	HOU#	PIT
1	1-0	1-0	0-1	0-1
2	2-0	1-1	0-2	1-1
3	3-0	1-2	1-2	1-2
4	3-1	1-3	2-2	1-3
5	4-1	2-3	2-3	2-3
6	4-2	2-4	3-3	3-3
7	5-2	2-5	4-3	3-4
8	5-3	2-6	4-4	4-4
9	5-4	2-7	4-5	5-4
10	6-4	2-8	5-5	5-5
11	6-5	2-9	6-5	6-5
12	7-5	2-10	6-6	6-6
13	7-6	2-11	7-6	7-6
14	7-7	3-11	8-6	8-6
15	8-7	3-12	8-7	9-6
16	9-7	3-13	9-7	9-7

1991				
Wk	CIN	CLE	HOU*	PIT
1	0-1	0-1	1-0	1-0
2	0-2	1-1	2-0	1-1
3	0-3	2-1	3-0	2-1
4	0-4	2-2	3-1	2-2
5	0-5	2-3	4-1	3-2
6	0-6	2-4	5-1	3-3
7	0-7	3-4	6-1	3-4
8	0-8	4-4	7-1	3-5
9	1-8	4-5	7-2	3-6
10	1-9	4-6	8-2	4-6
11	1-10	4-7	9-2	4-7
12	1-11	5-7	9-3	5-7
13	2-11	6-7	9-4	5-8
14	2-12	6-8	10-4	5-9
15	2-13	6-9	11-4	6-9
16	3-13	6-10	11-5	7-9

1992				
Wk	CIN	CLE	HOU#	PIT*
1	1-0	0-1	0-1	1-0
2	2-0	0-2	1-1	2-0
3	2-1	1-2	2-1	3-0
4	2-2	1-3	3-1	3-1
5	2-3	2-3	4-1	3-2
6	2-4	3-3	4-2	4-2
7	2-5	4-3	5-2	5-2
8	3-5	4-4	5-3	6-2
9	4-5	5-4	5-4	6-3
10	4-6	5-5	6-4	7-3
11	4-7	5-6	6-5	8-3
12	4-8	6-6	7-5	9-3
13	4-9	7-6	8-5	10-3



AFC CENTRAL/NORTH DIVISION PLAYOFF RACES WEEK-BY-WEEK (1980-2003)

1999

Wk	CIN	CLE	BAL	JAX	TEN	PIT
1	0-1	0-1	0-1	1-0	1-0	1-0
2	0-2	0-2	0-2	2-0	2-0	2-0
3	0-3	0-3	1-2	2-1	3-0	2-1
4	1-3	0-4	2-2	3-1	3-1	2-2
5	1-4	0-5	2-3	4-1	4-1	2-3
6	1-5	0-6	Bye	5-1	Bye	3-3
7	1-6	0-7	2-4	Bye	5-1	4-3
8	1-7	1-7	2-5	6-1	6-1	Bye
9	1-8	1-8	3-5	7-1	6-2	5-3
10	1-9	2-8	3-6	8-1	7-2	5-4
11	1-10	2-9	4-6	9-1	8-2	5-5
12	2-10	2-10	4-7	10-1	9-2	5-6
13	3-10	2-11	5-7	11-1	9-3	5-7
14	4-10	2-12	6-7	12-1	10-3	5-8
15	Bye	2-13	7-7	13-1	11-3	5-9
16	4-11	2-14	8-7	13-2	12-3	6-9
17	4-12	Bye	8-8	14-2	13-3	6-10

2000

Wk	CIN	CLE	BAL	JAX	TEN	PIT
1	Bye	0-1	1-0	1-0	0-1	0-1
2	0-1	1-1	2-0	1-1	1-1	Bye
3	0-2	2-1	2-1	2-1	Bye	0-2
4	0-3	2-2	3-1	2-2	2-1	0-3
5	0-4	2-3	4-1	2-3	3-1	1-3
6	0-5	2-4	5-1	2-4	4-1	2-3
7	0-6	2-5	5-2	2-5	5-1	3-3
8	1-6	2-6	5-3	2-6	6-1	4-3
9	2-6	2-7	5-4	3-6	7-1	5-3
10	2-7	2-8	6-4	Bye	8-1	5-4
11	2-8	3-8	7-4	3-7	8-2	5-5
12	2-9	3-9	8-4	4-7	9-2	5-6
13	2-10	3-10	9-4	5-7	9-3	6-6
14	3-10	3-11	Bye	6-7	10-3	7-6
15	3-11	3-12	10-4	7-7	11-3	7-7
16	4-11	3-13	11-4	7-8	12-3	8-7
17	4-12	Bye	12-4	7-9	13-3	9-7

2001

Wk	CIN	CLE	BAL	JAX	TEN	PIT
1	1-0	0-1	1-0	1-0	0-1	0-1
2	2-0	1-1	1-1	2-0	0-2	Bye
3	2-1	2-1	2-1	2-1	Bye	1-1
4	2-2	3-1	3-1	2-2	0-3	2-1
5	3-2	3-2	3-2	Bye	1-3	3-1
6	3-3	4-2	3-3	2-3	2-3	4-1
7	4-3	Bye	4-3	2-4	2-4	5-1
8	Bye	4-3	5-3	2-5	3-4	5-2
9	4-4	4-4	6-3	3-5	3-5	6-2
10	4-5	5-4	6-4	3-6	4-5	7-2
11	4-6	6-4	7-4	3-7	4-6	8-2
12	4-7	6-5	8-4	3-8	5-6	9-2
13	4-8	6-6	Bye	4-8	5-7	10-2
14	4-9	6-7	8-5	5-8	6-7	11-2
15	4-10	6-8	9-5	6-8	7-7	12-2
16	5-10	7-8	9-6	6-9	7-8	12-3
17	6-10	7-9	10-6	6-10	7-9	13-3

AFC NORTH DIVISION

2002

Wk	BAL	CIN	CLE	PIT
1	0-1	0-1	0-1	0-1
2	0-2	0-2	1-1	0-2
3	Bye	0-3	2-1	Bye
4	1-2	0-4	2-2	1-2
5	2-2	0-5	2-3	1-3
6	2-3	0-6	2-4	2-3
7	3-3	Bye	3-4	3-3
8	3-4	0-7	4-4	4-3
9	3-5	1-7	4-5	5-3
10	4-5	1-8	Bye	5-3-1
11	4-6	1-9	5-5	5-4-1
12	5-6	1-10	6-5	6-4-1
13	6-6	1-11	6-6	7-4-1
14	6-7	1-12	7-6	7-5-1
15	7-7	1-13	7-7	8-5-1
16	7-8	2-13	8-7	9-5-1
17	7-9	2-14	9-7	10-5-1

2003

Wk	BAL	CIN	CLE	PIT
1	0-1	0-1	0-1	1-0
2	1-1	0-2	0-2	1-1
3	2-1	0-3	1-2	2-1
4	2-2	1-3	1-3	2-2
5	Bye	1-4	2-3	2-3
6	3-2	Bye	3-3	2-4
7	3-3	2-4	3-4	Bye
8	4-3	3-4	3-5	2-5
9	5-3	3-5	Bye	2-6
10	5-4	4-5	3-6	3-6
11	5-5	5-5	4-6	3-7
12	6-5	6-5	4-7	4-7
13	7-5	7-5	4-8	4-8
14	8-5	7-6	4-9	5-8
15	8-6	8-6	4-10	5-9
16	9-6	8-7	4-11	6-9
17	10-6	8-8	5-11	6-10

* Division Champion

Wild Card Team

+ Qualified for Super Bowl
Tournament

ALL-TIME NUMBERS

- 00 Johnny Clement (46-48)
 0 Jack Collins (52)
 1 Anthony Wright (99), Gary Anderson (82-94), Dave Trout (81), Mervyn Condit (40), Warren Heller (36), — Zehner (35)
 2 **Brian St. Pierre** (03), Todd Peterson (02), Matt George (98), Jon Staggers (70-72), Bill Lajousky (36), Sigurd Sandberg (35)
 3 **Jeff Reed** (02-03), Kris Brown (99-01), Rohn Stark (95), Mark Royals (92-94), Andy Tomasic (42), Bill Dudley (42), Thomas Thompson (40), Maurice Bray (35)
 4 Josh Miller (96-03), Dan Stryzinski (90-91), Andy Tomasic (42), Frank Bykowski (40), Mel Pitman (35)
 5 David Trout (87r), Craig Colquitt (78-81, 83-84), Terry Hanratty (69-76), John Binotto (42), Henry Bruder (40), George Rado (36), Gene Augustferner (35)
 6 Bubby Bristler (86-92), Jim Elliott (67), Chester Johnson (40), — Cosgrove (35)
 7 Pete Gonzalez (98-99), Reggie Collier (87r), Jack Kemp (57), John Lyle (56), James Finks (51-52, 54-55), Leroy Zimmerman (43), Reggie Coldagelli (40), — Reznichak (35)
 8 **Tommy Maddox** (01-03), Everett Fisher (40), Joseph Yuric (40), — DeLuca (35)
 9 Norm Johnson (95-98), Matt Bahr (79-80), Dick Brown (69), John Foruna (67-68), George Krick (40), — Bush (35)
 10 Kordell Stewart (95-02), John Bruno (87r), Scott Campbell (84-86), Roy Gerela (71-78), Kent Nix (67-69), Ron Smith (66), Rudy Bukich (60-61), Dan Nolan (59), Earl Morrill (57-58), Alex Sherman (43), Russell Cotton (42), Boyd Brumbaugh (40), Byron (Whizzer) White (38), Don Cara (37), Wayne Sandefur (36), Stan Olejniczak (35), Marv Ellstrom (35)
 11 Kent Graham (00), Mike Quinn (97), Rick Strom (89-93), Jeff Quinn (82), Gene Mingo (69), Rich Badar (67), Ron Meyer (65), Howard Hartley (49-51), Norm Mosley (48), Curtis Sandig (42), John Schmidt (40), John Yurchey (40), Mike Basrak (37), Maurice Bray (36), — Valenti (35), — Van Horn (35)
 12 Terry Bradshaw (70-83), Terry Nofsinger (63-64), Jack Scarbath (56-57), Vic Eaton (55), Stan Zajdel (51), Nick Skorich (48), Dick Riffe (42), Morgan Tiller (42), William Patterson (40), Bill Davidson (37), Henry Weisenbaugh (35), Alex Rado (35)
 13 Bill Mackrides (54), Lee Mulleneaux (36), — Redding (35), — Harbes (35)
 14 Tom Rouen (02), Shane Edge (96), Neil O'Donnell (90-95), Todd Blackledge (88-89), Alan Watson (70), Bill Shockley (68), Bill Nelsen (63-67), Vic Eaton (54), Ed Kissell (52-54), Lynn Chandnois (51), Joseph Maras (40), George Kase (36-37), George Nicksich (35), John Gildea (35)
 15 Bobby Shaw (98), Steve Bono (87-88), Mike Kruczek (76-79), George Izo (65), Ed Brown (62-64), Ted Laux (43), Vernon Martin (42), John Blood McNally (37), Vic Vidoni (35), Warren Heller (35)
 16 **Charlie Batch** (02-03), Jim Miller (94-96), Mark Malone (80-87), Neil Graff (76-77), Dock Mosley (69), Ken Hebert (68), Tommy Wade (64-65), John Green (60), Len Dawson (57-59), Dave Androzewski (56), Gonzales Morales (47-48), Allan Donelli (42), Carroll Raborn (36-37), Clarence Janacek (35), Ben Ciccone (35)
 17 Tee Martin (00-01), Curtis Marsh (97), John Goodson (82), Joe Gilliam (72-75), Dick Shiner (68-69), Ted Marchibroda (55), Paul Held (54), Maurice Duncan (54), Gary Kerkorian (52), Joe Glamp (47-49), Joe Hogue (42), Armand Niccolai (35-37, 40), Bob Hall (35)
 18 Mike Tomczak (93-99), Harry Newsome (85-89), Cliff Sloudt (77-83), Terry Nofsinger (61-62), Jack Stephens (59), Jack Kemp (57-58), Ted Marchibroda (55-57), Pat Brady (54), Chuck Ortmann (52), Alex Lukachik (42), Frank Sullivan (40), Max Fiske (37), Loran Ribble (35), George Rado (35)
 19 Andre Coleman (97), David Woodley (84-85), Maury Duncan (56), Pat Stark (56), George Somers (42), Mark Fiske (37), Vic Vidoni (36), — Turner (35), — Johnson (35)
 20 Dewayne Washington (98-03), Eric Pegram (95-96), Dwight Stone (87-94), Ernest French (82), Rocky Bleier (71-80), Paul Martha (64-69), Jack Stanton (61-62), Bill Butler (61), Jack Morris (60), Don Sutherin (59), Jack Call (59), Dick Christy (58-59), Eugene Cichowski (57-58), John Howle (56), Gene Rossi (56), Pat Stark (54), Howard Hartley (52), George Sirochman (42), Elmer Hackney (42), — Rondour (35), Wilbur Sortet (34-37, 40)
 21 Amos Zereoue (99-03), Bo Orlando (98), Donnell Woolford (97), Deon Figures (93-96), Richard Bell (90), Greg Lee (88), Eric Williams (83-86), Tony Dungy (77-78), Glenn Scolnick (73), Gene Mingo (70), Jim Shorter (69), Jim Bradshaw (64), Karl Karliavac (61), Lou Levanti (51), Chuck Chenudolo (42, 48), Lou Tomasetti (40), John Vaughan (35)
 22 Dee Brown (03), Hank Poteat (00-02), Terrance Joseph (98), John L. Williams (94-95), Larry Griffin (87-93), Rick Woods (82-85), Ernie Pough (76), Dick Conn (74), Bobby Layne (58-62), Richie McCabe (58), Fred Bruney (57), Lowell Lander (56), Jack Zachary (54), Harold Payne (52), Jerry Nuzum (48-49, 51-52), Ralph Wenzel (42), John Klumb (40), Frank Ivy (40), Silvio Zaninelli (35-37)
 23 Jason Simmons (98-01), Anthony Daigle (94-95), Sammy Walker (91-92), Tim Tyrell (88-93), Spark Clark (87r), Chris Brown (83-85), Fred Bohannon (82), Mike Wagner (71-80), Bob Campbell (69), Jim "Cannonball" Butler (65-67), Bill "Red" Mack (61-63), Harold Payne (52), Joe Gasparella (51), Ed Paskey (51), Bill Pavlikowski (51), Armand Niccolai (42), John Berdelli (42), Rocco Pirro (40), John Gildea (36), — Oliver (35)
 24 **Ike Taylor** (03), Nakia Codie (00), Chris Oldham (95-99), Tim McKyer (94), Richard Shelton (91-93), Rodney Carter (88-89), Rich Erenberg (84-86), J.T. Thomas (73-81), Kenny Graham (70), Jon Henderson (68-69), Jim Bradshaw (64-65), John Sample (61-62), Bob Luna (59), Olive Bullion (59), Billy Wells (57-58), Dick Hughes (57), Henry Ford (56-57), Richie McCabe (55, 58), Russ Craft (54), Claude Hipps (52), Ed Brett (37), John Turley (36), — Souffley (35)
 25 B.J. Tucker (03), Fred McAfee (95-98), Gary Jones (90-91, 93-94), David Arnold (89), Anthony Tuggle (85-87), Greg Best (83), Marvin Cobb (80), Ray Oldham (78), Ron Shanklin (70-74), Don Shy (67-69), Jerry Simmons (63, 66), Gary Lofquist (65), Roy Curry (63), David Ames (60), Ray Mathews (52, 54-59), Heck Hensley (51), Jack Butler (50), John Naiota (42), Coley McDonough (40), Vince Sites (36-37), Bill Snyder (35), Ben Smith (34)
 26 **Deshaea Townsend** (98-03), Rod Woodson (87-96), John Swain (85-86), Scoop Gillespie (84), Preston Pearson (70-74), John Sodaski (69), Rocky Bleier (68), Brady Keys (61-67), Joe Scudero (60), Ron Hall (59-60), Gary Glick (57-59), Lou Baldacci (56), Dewey McConnell (54-55), Art DeCarbo (54), Bill Robinson (52), Bill Holcomb (37), Ed Skoronski (36), Joe Wiehl (35), John Oehler (34)
 27 **Brent Alexander** (00-03), Travis Davis (99), Willie Williams (93-96), Thomas Everett (88-91), Greg Hawthorne (79-83), Glen Edwards (71-77), Clarence Oliver (69-70), Bill Mack (65), Dick Haley (61-64), Dean Derby (57-61), Ted Wegert (57), Gary Glick (56), Lou Baldacci (56), Tad Weick (55), Jim Brandt (52-54), Fran Rogel (51), George Papach (48-49, 51), John Butler (43), Dick Riffe (42), Clarence Thompson (37), Ed McDonald (36), Charles Casper (35), George Kavel (34)
 28 **Chris Hope** (02-03), Ainsley Battles (00), John Jenkins (98), Alvoird Mays (95), Lupe Sanchez (86-88), Robert Williams (84), Alvin Maxson (77-78), Ocie Austin (70-71), Clendon Thomas (62-68), Henry Clement (61-62), Rex Johnston (60), Don Nikles (60), Don Bishop (59), Jim Smith (59), George Volkert (58), Dick Hughes (57), Lou Cimarrilli (56), Leon Campbell (55), Ed Kissell (55), Al Brosky (54), Pat Brady (52), Tony Momen (51), John Gruble (51), Bob Davis (48-49), Theo Doyle (40-42), Sigurd Sandberg (36-37), — Chase (35)
 29 **Chidi Iwuoma** (02-03), Lance Brown (98-99), Randy Fuller (95-97), Barry Foster (90-94), Cornell Gowdy (87-88), Ron Johnson (77-84), Brent Sexton (77), John Dockery (72-73), Fred Barry (70), Bob Hohn (65-69), Joe Smaltz (60-63), Walt Williamson (59), Lowell Lander (56), Joe Lamas (42), Don Campbell (40), Stu Smith (37), Ben Smith (35)
 30 **Chad Scott** (97-03), Victor Jones (93), Frank Pollard (83-88), Larry Anderson (78-81), Terry Cole (70), Bill Asbury (66-69), Bob Harrison (64), Tom Tracy (58-

ALL-TIME NUMBERS (continued)

- 63, Ed Sears (58), Stan Zajdel (52), Truett Smith (51), Vince Ragunas (49), Bill Gamaas (48), George Gonda (42), Don Looney (42), Stan Pavkov (40), Joe Cardwell (37), John Karcis (36), Norm Greeney (35)
- 31 **Mike Logan (01-03)**, Donnie Shell (74-87), Al Young (72), Carl Crennel (70), Ed Holler (64), C.R. Roberts (59), Larry Krutko (58), Bill Hewitt (43), Bob Masters (43), Tony Bova (42)
- 32 **Franco Harris (72-83)**, Hubie Bryant (70), Ken Liberto (69), Byron McCabe (68), Joe Womack (62-63), Willie Simpson (61), Ted Wianowski (56), Charles Gauer (43), Tom Brown (42), Ben Vaznelis (42), Henry Marker (34)
- 33 **Russell Stuvaints (03)**, R.J. Bowers (01), Richard Huntley (98-00), Byron "Bam" Morris (94-95), Memi Hoge (87-93), Harvey Clayton (83-86), Anthony Anderson (79), John Fuqua (70-76), Walt Mitchell (69), Theron Sapp (63-65), Dick Young (58), Fran Rogel (54-57), Jerry Shipkey (51-52), George Murphy (51), Charles Seabright (48-49), Stephen Sader (43), Allan Donelli (42), Walter Lamas (42), Walter Strosser (42), George Piatukis (40), John Gildea (37), Joe Malkovich (35), Silvio Zaninelli (34)
- 34 **Vernon Haynes (02-03)**, Tim Lester (95-98), Leroy Thompson (91-93), Walter Abercrombie (82-87), Andy Russell (66-76), Bob Solaue (64), Bob Simms (62), Charles Scales (60-61), Leo Elter (58-59), Lem Harkey (55), Paul Cameron (54), Fran Rogel (52), Hubbard Law (42), Warren Heller (34)
- 35 **Dan Kreider (00-03)**, Carlos King (98), Fred McAfee (94), Delton Hall (87-91), Ray Williams (87r), Jack Delopaine (76-79), Steve Davis (72-74), Booth Lusteg (68), Tom Watkins (68), John Henry Johnson (60-65), Rudy Hayes (59), Paul Younger (58), Dick Young (57), Charles Shepard (56), Sam Pino (56), Tom Calvin (52, 54-55), Joe Gen (49-51), Bill Dudley (42), John Schiehl (42), Walt Kiesling (37), Ed Karp (36), John Blood McNally (34)
- 36 **Jerome Bettis (96-03)**, Fred Foggie (94), David Hughes (86), Todd Spencer (84-85), Guy Ruff (82), Wernford Gaines (77), Dave Brown (75), Jim Brumfield (71), Don McCall (69), Charlie Bivins (67), Clarence Peaks (64-65), Andy Russell (64), Wilbert Scott (61), Rudy Hayes (60, 62), Marion Motley (55), John Woudenberg (40, 42), Ed Karp (36-37, 40), Basilio Marchi (34)
- 37 **Carnell Lake (89-98)**, Kelvin Middleton (87r), Donnie Elder (86), Frank Wilson (82), Laverne Smith (77), Bill Cahill (73), Charles Beatty (69-70, 72), Bob Morgan (67), Bob Smith (66), Ken Kirk (62), Mike Henry (60-61), Bo Dickinson (59), Dale Atkinson (57-58), Marion Motley (55), Burrell Shields (54), Jack Wagner (54), Jack Spinks (52), Joe Hollingsworth (51), Henry Minarik (51), Bill McPeak (49), Ernest Steele (43), Clure Mosher (42), Mose Kelsch (34)
- 38 **Jon Witman (96-01)**, Tim Worley (89-91, 93), Rock Richmond (87r), Elton Veals (84), Sidney Thornton (77-81), Ed Brad-
- ley (72-75), Earl Gros (67-69), Mike Lind (65-66), Frank Pastin (42), _ Love (34)
- 39 **Erik Totten (02)**, Darren Perry (92-98), Rick Moser (79-82), Sidney Thornton (78), Bobby Walden (68-77), Larry Krutko (58-61), Allan Cann (58), Sid Watson (55-57), Leo Elter (54), Ed Modzelewski (52), David Bernard (42), George Dobash (42), John Perko (37, 40), Max Fische (36), Armand Nicolai (34)
- 40 **Myron Bell (94-97, 01)**, Stan Smagala (92), Richard Shelton (90), Eric Wilkerson (89), Dan Reeder (86-87), Anthony Corley (84), Randy Reutershan (78), Preston Carpenter (60-63), Russ Craft (54), George Hughes (51), Mike Rodak (42), Carl Nery (40), Hayden Mayhew (37), Rudy Tesser (34-35)
- 41 **Lee Flowers (95-02)**, Solomon Wilcoits (92), Kevin Smith (91), Chris Sheffield (86-87), Sam Washington (82-85), Tom Moriarty (80), Nat Terry (78), Dennis Meyer (72-73), Larry Elkins (69), Bernie Wyatt (62), Earl Girard (57-58), Fred Bruney (56), Lowell Perry (56), Dick Doyle (55), Johnny Lattnier (54), Tony Bova (42)
- 42 **Myron Bell (00)**, Randy Culbert (93), Warren Williams (88-92), Dave Edwards (85-87), Anthony Washington (81-82), Dick Hoak (61-70), Lowe Wren (60), Dick Alban (56-59), Jim Hill (55), Jack Collins (52), Pat Brady (52), Joe Hollingsworth (49-51), Harry Sweesy (51), Ray Evans (48), Walter Kichelski (42), Samuel Boyd (40)
- 43 **Troy Polamalu (03)**, George Jones (97), Steve Avery (94-95), Shawn Vincent (91), Ray Wallace (89), Earnest Jackson (87-88), Tim Harris (83), Frank Lewis (71-77), Erwin Williams (69), Glen Glass (63), Overton Curtis (61), Tom Barnett (59-60), Fay Mitchell (58), William Bowman (57), Jim Hill (55), Jack Hinkle (43)
- 44 **Terry Richardson (96)**, D.J. Johnson (89-93), Rodney Carter (87), Henry Odom (83), Frank Pollard (80-82), Mike Collier (75-76), Lee Cailand (69-72), Bob Wade (68), Bill Daniels (61-66), Bert Rechichar (60), Art Davis (58), Earl Girard (57), Vic Pollock (52), Ray Mathews (51), Dick Hensley (51), Tony Compagno (48), John Sanderson (42), Stu Smith (40), Carl Littlefield (41), Bill Breedon (37), Forrest Douds (34-35)
- 45 **Chris Fumatu-Ma'afala (98-02)**, Chuck Sanders (86-87), Russell Davis (80-83), Jim Allen (74-77), John Nica (69), Dick Compton (67-68), Ralph Felton (58), Brad Myers (57), Art Davis (56), Paul Cameron (54), Bob Cifers (47-48), Walter Kichelski (40, 42), Norm Greeney (34)
- 46 **Dante Brown (03)**, Troy Sadowski (97-98), Reggie Hamson (74-77), Warren Bankston (69-73), Chet Anderson (67), Frank Lambert (65-66), Phil King (64), Bob Ferguson (62-63), Bob Coronado (61), Fred Williamson (60-61), Charley Tolar (59), Billy Reynolds (58), Bill Walsh (49-51), Ed Ryan (48), Arthur Albrecht (42)
- 47 **Scott Shields (99-00)**, Bruce Jones (87r,
- Cameron Riley (87), Steve Morse (85), Mel Blount (70-83), Marv Woodson (64-69), Jackie Simpson (61-62), Dick Moegle (60), Izzy Weinstock (37), Ed Matesic (36)
- 48 **Matt Cushing (00-03)**, A.J. Ofofiele (95), David Little (81), John Rowser (70-73), Gary Ballman (62), Leroy Reed (58), Lionel Reed (56), Joe Gasparella (48, 51), Eberle Schultz (42), Jesse Quatse (34)
- 49 **Barron Miles (95)**, Dwayne Woodruff (79-90), Ralph Anderson (71-72), John Sodaski (70), Lou Harris (68-69), Amos Bullock (66), Bob Sherman (64-65), Ronnie Hall (59), William Bowman (57), Lynn Chandnois (52, 54-56), Charles Ortmann (51), Jerry Shipkey (48-49), Bob Thurban (43)
- 50 **Larry Foote (02-03)**, Earl Holmes (96-01), Reggie Barnes (93), David Little (80-92), Darryl Knox (87r), Tom Graves (79), Jim Clack (69-77), Bill Saul (64, 66-68), John Reger (55-63), Stan Sheriff (54), Melvin Fulwyler (54), George Tarasovic (52), Al Wukits (43), Harold Hinte (42), Nick Studen (42), John Noppenburg (40)
- 51 **James Farrior (02-03)**, Mike Jones (01), Carlos Emmons (96-99), Ed Robinson (94), Chuck Lanza (88-89), Paul Oswald (87), John Lott (87r), Dan Turk (85-86), Loren Toews (73-83), Bob Maples (71), Jim Powell (66), Ken Henson (65), Buzz Nuttler (61-64)
- 52 **Mike Webster (74-89)**, Jim O'Shea (71), Sid Williamson (69), Mike Connelly (63), Gene Breen (65), Jack Klotz (59), George Tarasovic (57-58), Charles Lattimer (54), Ray Graves (43)
- 53 **Clark Haggans (00-02)**, Steven Conley (96-98), Bryan Hinkle (81-93), Dennis Winston (77-81), Greg Blankenship (76), Ray Pinney (76), Henry Davis (70-73), John Campbell (65-69), Ken Kirk (62), George Tarasovic (56), Theo Grabinski (40), Byron Haines (37)
- 54 **Mike Schneek (99-03)**, Donta Jones (95-98), Harold Nickerson (87-92), Fred Small (85), Craig Bingham (82-84, 87r), Zack Valentine (71), Dave LaCrosse (77), Marv Kellum (74-76), Doug Fisher (69-70), Max Messner (64-65), Val Jansante (46-51)
- 55 **Joey Porter (99-03)**, Jerry Olasovsky (90-97), Darn Jordan (88), Ken Woodard (87r), Dennis Winston (85-86), Rick Donnalley (82-83), Jon Kolb (69-81), Pat Kilborn (66), Dan James (60), Buck Grover (59), John Cenci (56), Lou Tpe (55), Tony Morsen (51), Charles Mehelich (46-51), Mill Simington (42)
- 56 **Chucky Okobi (01-03)**, Mike Vrabel (98-00), Patrick Scott (95-96), Rico Mack (93-94), Rob McGovern (91), Tyrone Stone (87), Robin Cole (77-87), Ray Mansfield (68-76), Bob Rowley (63), George Tarasovic (56), Marvin Matuszak (55), Fred Broussard (55), Bill Walsh (51-52, 54), Bob Balog (49-50, 51)
- 57 **Clint Kriewaldt (03)**, John Fiala (98-02), Eric Ravotti (94-96), Jerrold Williams (90-92), Mike Merriweather (82-87), Sam Davis (67-79), Art Hunter (65), Ed Beatty (57-61), Jim Taylor (56-57), Dick Flanagan (54-55), Frank Sinkovitz (47-52)

ALL-TIME NUMBERS (continued)

- 58 Jack Lambert (74-84), Chuck Allen (70-71), Ed Pine (65), Gail Clark (63), Roger Piliath (60)
- 59 Todd Seabaugh (84), Jack Ham (71-82), Ray May (67-69), Lou Levanti (51-52), Paul O'Brien (51)
- 60 Oliver Ross (00), Anthony Brown (99), Mark Rodenhauser (98), Kendall Gammon (92-95), Brian Blankenship (87-91), Randy Rasmussen (86), Ben McGee (64-72), Rudy Hayes (61), Don Rohrer (60), Dale Dodrill (51-52, 54-59), Paul Salata (51), Leo Nobile (48-49), Ed Michaels (43)
- 61 Jeff Smith (02), Tom Myslinski (00), Greg Black (95), Tim Simpson (94), Dean Caliguire (91), Charlie Dickey (87r), Blake Wingle (83-85), Tyrone McGriff (80-82), Brian Stenger (69-73), Jerry Mazzanti (67), Eli Strand (66), Fran Mallick (65), Riley Gunnels (65), Ed Meyer (60), Ted Karras (58-59), Marv McFadden (58), Marv Matuszak (55), Lou Tepe (54-55), Dick Miller (52), Gordon Paschka (43)
- 62 Roger Duffy (98-01), Tom Myslinski (96-97), Todd Kalis (94), Tunch Ilkin (80-92), Jim Wolf (74-75), Ralph Welzel (66-71), Mike Sandusky (57-65), Art Michalk (55-57), Pete Ladygo (54), Dick Tomlinson (51-52), Steve Suhey (48-49)
- 63 Dermontti Dawson (88-00), Robert Washington (87r), Pete Rostovsky (84-86), Thom Dornbrook (79), Ernie Holmes (72-77), Rod Breedlove (65-67), Art Anderson (63), Pete Perrault (62), Jim Palmer (61), John Perkins (59), Bob Dougherty (58), George Tarasovic (56), Hal Hunter (56), Al Maier (55), Bill Pearson (54), Darrell Hogan (49, 51-52), Dick Mace (51)
- 64 Jeff Hartings (01-03), Kenny Davidson (90-93), Jerry Reese (88), Alan Huff (87r), Edmund Nelson (82-87), Steve Furness (72-80), Chuck Hinton (64-71), John Kapele (60-62), Bill Krisher (58-59), Bill Michael (57), Marv Matuszak (56-57), Don Penza (56), Don Earley (58), Joe Tyrell (55), Rudy Andabaker (52-54), Bryant Meeks (47-48), Clark Goff (40), John Karcis (37)
- 65 Rich Tylski (00-01), Alan Faneca (98-99), John Jackson (88-97), Jim Boyle (87r), Ray Pinney (85-87), Tom Beasley (78-83), Lloyd Voss (66-71), Bob Nichols (65), Tom Bettis (62), John Nisby (57-61), Bob O'Neil (57), Ralph Jecha (56), Wayne Edmonds (56), George Hughes (51-52, 54-55), Louis Allen (51), John Mastrangelo (48)
- 66 Alan Faneca (00-03), Jim Sweeney (96-99), Tom Newberry (95), Silajagi Palejeli (94), Donald Evans (90-93), Mark Behning (86), Ted Petersen (77-83), Bruce van Dyke (67-73), Myron Pottios (61-63, 65), Dick Campbell (58-60), Aubrey Rozelle (57), Gerald Leahy (57), George Kennard (57), Marv Matuszak (56), John Schweder (54-55), Pete Ladygo (52), Don Samuel (49, 51)
- 67 Kimo von Oelhoffen (00-03), Shar Pourdanesh (99), Jamaal Stephens (96-98), Duval Love (92-94), Mike Hinnant (89), Gary Dunn (76, 78-87), Craig Hanneman (72-73), Clarence Washington (69-70), Dick Capp (68), Bob Schmitz (61-64, 66), Earl Butler (60), Claude Billingsley (59), John Nisby (57), Ralph Freeman (57), Jerry Jacobs (56), Nick Fehr (55), George Oneskey (55), Truett Smith (52), Enio Conti (43)
- 68 Keydrick Vincent (01-03), Shar Pourdanesh (00), Brenden Stai (95-99), Lonnie Palelei (93), Mike Withycombe (91), Lorenzo Freeman (87-90), Jeff Lucas (87), L.C. Greenwood (69-81), Mike Magac (65-66), Ron Stehower (60-64), Mike Henry (59), Bob Dougherty (58), Ed Beatty (57), Frank Palmisano (54), John Schweder (51-52), Alex Aurilio (51), Floyd Simpson (51)
- 69 Ariel Solomon (91-95), Ben Thomas (88), David Opfar (87), Gabe Rivera (83), Fred Anderson (78), Jerry Hillebrand (68-70), Buck Grover (60), Bob Stark (59), Mike Iannucci (56)
- 70 Ernie Stautner (51-63), Darwin Horn (51)
- 71 Todd Fordham (03), Larry Tharpe (00), Orpheus Roye (96-99), Dan Fike (93), Tom Ricketts (89-91), Ted Petersen (87r), Emil Boures (83-84), Gordon Gravelle (72-76), Dick Arndt (61), Charles Bradshaw (61-66), Ken Longenecker (61), Joe Lewis (58-60), John Coyne (56), Frank Kilroy (43)
- 72 Barrett Brooks (03), Wayne Gandy (99-02), Bernard Dafney (96), Leon Searcy (92-95), Buddy Aydelette (87), Ray Snell (84-85), Gerry Mullins (71-79), Joe Greene (69), Fran O'Brien (66-68), Ray Lemek (62-65), Dick Klein (61), Byron Beams (59-60), John Simerson (59), Darrell Dess (58), Bill Schmitt (58), Willie Lee (57), Sid Fournet (57), Bob Gaona (54-57), Earl Murray (52), Alex Small (52), Paul Lea (51), Dale Dodrill (51), Red Moore (47-49), Ted Doyle (43)
- 73 Kendall Simmons (02-03), Chris Combs (00-01), Justin Strzelczyk (90-99), Craig Wolfley (80-89), Rick Druschel (74-75), Rick Sharp (70-71), Ernie Ruple (68-69), Ray Mansfield (63-67), Frank Atkinson (63), John Baker (62), George Balthazar (61), Will Renfro (60), Ray Fisher (59), Fran Holohan (56), Carl Holben (54), Joseph Fagan (54), Frank Lettier (52), Louis Allen (51-52), Darrell Hogan (51), Bill Cregar (48)
- 74 Chris Sullivan (00), Nolan Harrison (97-99), Terry Long (84-91), Mark Kirchner (63), Ray Pinney (76-82), Dave Reavis (74-75), Tom Keating (73), John Brown (67-71), Riley Gunnels (65-66), Urban Henry (64), Lou Cordileone (62-63), John Kenerson (62), George Strugar (62), George Denko (61), Frank Varichione (55-60), John Lapsley (54), Pete Ladygo (52)
- 75 Joe Greene (69-82), Ken Kortas (65-69), Joe Krupa (56-64), Nick Bolkovac (54), Dick Fugler (52), Jack Gearding (52), George Hayes (51), John Schweder (51), Jack Wiley (48-49)
- 76 Chris Hoke (01-03), Kevin Henry (93-00), Rollin Putzier (88), Jerry Quick (87), Glen Howe (85), John Banaszak (75-81), Glen Ray Hines (73), Burt Askson (71), Mike Haggerty (67, 69-70), Gene Lipscomb (61-62), Ken Longenecker (60), George Belotti (59), Bill McClung (55-58), Pete Ladygo (54-55), Don Tasotti (54), Doug Conway (52), Tom Brown (42)
- 77 Marvel Smith (00-03), Kris Farris (99), Will Wolford (96-98), Carlton Hasegeli (90-93), Jim Boyle (87-88), Mark Smith (87r), Steve August (84), Steve Courson (78-83), Charlie Davis (74-75), Mel Holmes (71-73), Mike Taylor (68-69), Dan James (61-66), Billy Ray Smith (58-60), Tom O'Brien (58), Gus Cilelli (54), Tom Palmer (54-55), John Schweder (52), Walter Sztot (52), Ray Mathews (51), Bob Gage (49-50), Paul Davis (48)
- 78 Mathias Nkwenti (01-03), Chris Conrad (88-99), Taase Faumui (94-95), Garry Howe (92), Tim Johnson (87-89), Mark Catano (84-85), Dwight White (71-80), Frank Parker (68-69), John Baker (63-67), Dick Loncar (60), Dave Liddick (57), John Muldowney (56), Lou Ferry (52, 54-55), George Nickisch (52), Carl Samuelson (51), Nick DeRosa (51)
- 79 Oliver Ross (01-03), Paul Wiggins (97), James Parrish (95), John Rienstra (86-90), Larry Brown (77-84), Larry Gagner (66-69), Lou Michaels (61-63), John Scott (60), Riley Gunnels (59), John Simerson (58), Tom Gulan (57), Dick Murley (56), Jim Emmons (56), Dick Modzelewski (55), Ernie Cheatham (54), Walter Bawes (52), Frank Wydo (47-51), Vic Sears (43)
- 80 Plaxico Burress (00-03), Matt Cushing (99), Jahine Arnold (96-98), Johnnie Barnes (95), Charles Davenport (92-94), Mark Stock (89), Theo Young (87), Russell Hairston (87r), Warren Seitz (66), Frank Pokorny (85), Wayne Carles (83-84), Joe Fowlkes (60), Jack Butler (51-59), George Hayes (51)
- 81 Freddie Milons (03), Marco Battaglia (02), Dan O'Leary (02), Troy Edwards (99-01), Charles Johnson (94-98), Jeff Graham (91-93), Mike Hinnant (88), Lyncel Alston (87), Darrell Nelson (84-85), Paul Skansi (83), Elbie Nickel (48-49, 51-57)
- 82 Antwan Randle El (02-03), Bobby Shaw (99-01), Henry Bailey (98), Yancey Thigpen (92-97), Derek Hill (89-90), John Stallworth (74-87), Dave Williams (73), Dennis Hughes (70-71), John Hilton (65-69), Chuck Logan (64), Tom Miner (58), Bob Gunderman (57), Don Fritz (56), Ed Meadows (55), Pat Brady (55), Joe Zombek (44), Ernie Cheatham (54), Bill Pearson (54), George Hayes (52), Henry Minarik (51), Bill Long (49-50)
- 83 Chris Doering (03), Lenzie Johnson (01-02), Kamil Loud (00), Malcolm Johnson (99-00), David Dunn (98), Andre Coleman (98), Corey Holaday (95-97), Louis Lipps (84-91), Melvin Anderson (87r), Willie Sydnor (82), Theo Bell (76-80), Barry Pearson (72-73), Don Allen (69), Mike Clark (64-67), John Brown (61), Buddy Dial (59), Dick Lucas (59), Ed Bernet (58), John Nisby (57), Leo Bigbie (57), Fred Glatz (56), Ed Bernet (55), Dewey

ALL-TIME NUMBERS (continued)

- Brundage (54), Kirk Hinderlinder (54), Roger Bradford (54)
- 84 **Jerame Tuman (99-03)**, Harold Bishop (98), Kirk Botkin (96-97), Tracey Greene (95), Walter Rasby (94), Tim Jorden (92-93), Mike Mularkey (89-91), Jeff Markland (88), Danzell Lee (87), Chris Kolodziejewski (84), Randy Grossman (74-80), Chuck Dicus (73), Tony Jeter (66-68), Lee Folkins (65), Buddy Dial (60-63), Gem Nagler (59), R.K. Brown (59), Bill McPeak (51-52, 54-57), Larry Cabrelli (43)
- 85 **Jay Riemersma (03)**, John Allred (02), Cory Geason (00-01), Mitch Lyons (97-99), Jonathan Hayes (94-96), Craig Keith (93), Russ Campbell (92), Terry O'Shea (89-90), Troy Johnson (88), Calvin Sweeney (80-87), Ernie Pough (76-77), Dave Davis (73), Bob Adams (69-71), Jerry Marion (67), Gary Ballman (63-66), Bob Schnelker (62), Clayton Tave (60), Don Bishop (58-59), Bill Michael (57), Joe O'Malley (55-56), Joe Zombek (54-55), Dick Hensley (52), Val Jansante (51), Fred Smith (51), Tony Bova (43)
- 86 **Hines Ward (98-03)**, John Farquhar (96), Damon Mays (95), Eric Green (90-94), Preston Gornall (85-88), Ralph Britt (87), Gregg Garrity (83-84), Jim Smith (77-82), Reggie Garrett (74-75), Glenn Scolnick (73), J.R. Wilburn (66-70), John Burrell (62-64), Len Burnett (61), Jimmie Orr (58-60), Jon Evans (58), Perry Richards (57), Bob O'Neil (56-57), Ed Meadows (55), Pat O'Donohue (55), Don Fritz (54), Tom Jelley (51-52), Charles Mehelich (51), Carl Samuelson (49-51)
- 87 **Mark Bruener (95-03)**, Craig Keith (94), Adrian Cooper (91-93), Weegie Thompson (84-89), John Rodgers (82-83), Johnny Dirden (81), Jim Mandich (78), Larry Brown (71-76), Roy Jefferson (65-69), Don Larose (64), Glen Glass (62), Harlon Hill (62), John Simko (61), Jack McClairan (55-60), Leo Davis (54)
- 88 **Terance Mathis (02)**, Tim Baker (01), Courtney Hawkins (97-00), Andre Hastings (93-96), Mark Didio (92), Chris Calloway (90-91), Jason Johnson (89), Joey Clinkscales (87-88), Jessie Britt (86), John Rodgers (84), Craig Dunaway (83), Lynn Swann (74-82), Dave Smith (70-72), Dick Kotite (68), Steve Smith (66), John Powers (61-65), Bob Schnelker (61), Steve Meilinger (61), Gary Chestang (61), Pete Brewster (59-60), Tom Miner (58-59), Hal Smith (58), John Stock (56), George Sulima (52, 54, 56), George Nicksich (51)
- 89 **Lee Mays (02-03)**, Will Blackwell (97-01), Ernie Mills (91-96), Charles Lockett (87-88), Bennie Cunningham (76-85), John McMakin (72-74), Marsh Cropper (67-69), Jim Kelly (64), Bobby Joe Green (60-61), Dick Lasse (58-59), Perry Richards (57), Jack O'Brien (54-57), Pat Smithwick (52), Ernie Stautner (51), Pete Barbolak (49), Tom Miller (43)
- 90 **Erik Flowers (03)**, Justin Kurpeikis (01-02), Donnell Thompson (00), Reggie Lowe (99), Bill Johnson (95-96), Jeff Zgonina (93-94), Huey Richardson (91-92), Tyrone Stowe (87-90), Steve Apke (87), Bob Kohrs (81-85), George Webster (72-73), Dick Lasse (58), Leon Jamison (58), John Howle (56)
- 91 **Aaron Smith (99-03)**, Israel Raybon (96), Kevin Greene (93-95), Craig Yeasey (91), Jerrol Williams (86), Gregg Carr (85-88), Dan McBride (56)
- 92 **Jason Gildon (94-03)**, Elnardo Webster (92), Jerry Olsavsky (89), Michael Minter (87r), Keith Gary (83-88), Larry Aldrich (58), Dom Penza (56)
- 93 **James Harrison (02)**, Joel Steed (92-99), Keith Willis (81-87, 89-91), John Stock (56)
- 94 **Rodney Bailey (01-03)**, Jeremy Staat (98-00), Chad Brown (93-96), Jeff Brady (91), Albert Williams (87r), Terry Echols (84), Dick Murley (56)
- 95 **Alonzo Jackson (03)**, Mike Jones (02), Greg Lloyd (88-97), John Goodman (81-85), Jackie Cline (87), Xavier Warren (87)
- 96 **Kendrick Clancy (00-03)**, Mike Vrabel (97), Brentson Buckner (94-96), Ricky Sutton (93), Jackie Cline (87), Anthony Henton (86, 88)
- 97 **Kendrell Bell (01-03)**, Chad Kelsay (99), Rod Manuel (97-98), Ray Seals (94-96), Aaron Jones (88-92), Joe Williams (87)
- 98 **Casey Hampton (01-03)**, Ernie Brown (99), Oliver Gibson (95-98), Gerald Williams (86-94)
- 99 **Brett Keisel (02-03)**, Levon Kirkland (92-00), A.J. Jenkins (89-90), Darryl Sims (85-86), Avon Riley (87r), Michael Minter (87)

PITTSBURGH STEELERS MOST VALUABLE PLAYERS

1969.....WR Roy Jefferson
 1970.....DT Joe Greene
 1971.....LB Andy Russell
 1972.....RB Franco Harris
 1973.....WR Ron Shanklin
 1974.....S Glen Edwards
 1975.....CB Mel Blount
 1976.....LB Jack Lambert
 1977.....QB Terry Bradshaw
 1978.....QB Terry Bradshaw
 1979.....WR John Stallworth
 1980.....SS Donnie Shell
 1981.....LB Jack Lambert
 1982.....CB Dwayne Woodruff
 1983.....PK Gary Anderson
 1984.....WR John Stallworth
 1985.....WR Louis Lipps
 1986.....LB Bryan Hinkle
 1987.....LB Mike Merriweather

1988.....LB David Little,
 CB Rod Woodson
 1989.....WR Louis Lipps
 1990.....CB Rod Woodson
 1991.....LB Greg Lloyd
 1992.....RB Barry Foster
 1993.....CB Rod Woodson
 1994.....LB Greg Lloyd
 1995.....QB Neil O'Donnell
 1996.....RB Jerome Bettis
 1997.....RB Jerome Bettis
 1998.....LB Levon Kirkland
 1999.....LB Levon Kirkland
 2000.....RB Jerome Bettis
 2001.....QB Kordell Stewart
 2002.....LB Joey Porter
 WR Hines Ward
 2003.....WR Hines Ward



STEELERS' LONGEST PLAYS

Longest Runs From Scrimmage

- 97t Bobby Gage (12/4/49 at Chicago Bears)
- 87t John Henry Johnson (12/11/60 vs. Philadelphia)
- 85t John Fuqua (12/20/70 at Philadelphia)
- 80t Kordell Stewart (12/22/96 at Carolina)
- 77t Dick Hoak (10/20/68 vs. New Orleans)
- 75t Franco Harris (11/19/72 at Cleveland)
- 75 Buist Warren (11/11/45 vs. Chicago Cardinals)
- 75 Sidney Thornton (9/23/79 vs. Baltimore) (TRS)
- 74t Kordell Stewart (10/5/97 at Baltimore)
- 73t Bill Asbury (9/17/67 vs. Chicago)
- 72t John Fuqua (12/20/70 at Philadelphia)
- 71t Franco Harris (10/7/79 at Cleveland)
- 70t Warren Williams (11/4/90 vs. Atlanta) (TRS)
- 70t Rocky Bleier (10/7/79 at Cleveland)

Longest Pass Plays

- 90t Kordell Stewart to Bobby Shaw (12/16/01 at Baltimore)
- 90 Bubby Brister to Dwight Stone (10/14/90 at Denver)
- 90t Terry Bradshaw to Mark Malone (11/8/81 at Seattle)
- 89t Neil O'Donnell to Dwight Stone (9/1/91 vs. San Diego) (TRS)
- 89t Bubby Brister to Louis Lipps (11/13/88 vs. Philadelphia) (TRS)
- 88t Rudy Bukich to Buddy Dial (10/22/81 vs. Cleveland)
- 87t Terry Bradshaw to Dave Smith (12/6/70 vs. Green Bay) (TRS)
- 87t Bill Nelsen to Gary Ballman (11/28/65 vs. Cleveland)
- 84t Mike Tomczak to Charles Johnson (12/24/94 at San Diego)
- 84t Ron Smith to Roy Jefferson (9/18/66 vs. Detroit)
- 81t Josh Miller to **Chris Hope (12/28/03 at Baltimore)**
- 81t Terry Bradshaw to Ron Shanklin (11/29/70 vs. Cleveland) (TRS)
- 80t Bubby Brister to Louis Lipps (12/4/88 at Houston)
- 80t Bubby Brister to Louis Lipps (9/11/88 at Washington)
- 80t David Woodley to Louis Lipps (9/2/84 vs. Kansas City) (TRS)
- 80t Merlyn Condit to Bill Dudley (10/27/46 at Boston)
- 79t Bubby Brister to Louis Lipps (12/24/89 at Tampa Bay)
- 79t Ron Smith to Gary Ballman (9/25/66 vs. Washington)
- 78t Terry Bradshaw to John McMakin (12/3/72 vs. Cleveland) (TRS)
- 78t Jim Finks to Ray Mathews (10/17/54 vs. Cleveland)
- 77t Kent Graham to **Hines Ward (10/15/00 vs Cincinnati) (TRS)**
- 77t Jim Finks to Ray Mathews (11/8/53 at Cleveland)
- 77t Joe Geri to Elbie Nickel (10/14/51 vs. San Francisco)
- 74t Terry Bradshaw to John Stallworth (12/5/82 vs. Kansas City) (TRS)
- 72t **Tommy Maddox to Hines Ward (11/17/02 at Tennessee)**
- 71t Neil O'Donnell to Kordell Stewart (11/19/95 at Cincinnati)

Longest Punts

- 82 Joe Geri (11/20/49 at Green Bay)
- 75 Bobby Joe Green (1960)
- 75 Josh Miller (12/2/99 at Jacksonville)
- 74 Craig Colquitt (12/7/81 at Oakland) and Bob Cifers (1947)
- 73 Josh Miller (9/20/98 at Miami)
- 72 Josh Miller (11/30/03 vs. Cincinnati)
- Josh Miller (10/26/97 vs. Jacksonville) (TRS)

Longest Punt Returns

- 90 Brady Keys (9/20/64 vs. N.Y. Giants)
- 84t **Antwaan Randle El (10/26/03 vs. St. Louis)**
- 82 Brady Keys (9/22/63 vs. N.Y. Giants)
- 80t Rod Woodson (10/25/92 at Kansas City)
- 80t Roy Jefferson (11/10/68 at St. Louis)
- 72t Andre Hastings (9/10/95 at Houston)
- * 66t **Antwaan Randle El (1/5/03 vs. Cleveland)**

Longest Kickoff Returns

- 101t Don McCall (11/23/69 at Minnesota)
- 99t **Antwaan Randle El (10/13/02 at Cincinnati)**
- 98t Will Blackwell (12/24/00 at San Diego)
- 97t Will Blackwell (10/5/97 at Baltimore)
- 96t Billy Wells (10/13/57 vs. Chicago Cardinals)
- 95t Larry Anderson (10/15/78 at Cleveland)
- 94t Mike Collier (10/26/75 at Green Bay)
- 93t Jim (Cannonball) Butler (10/30/66 at Dallas)
- 93t Lynn Chandnois (10/12/52 at Philadelphia, 10/3/53 vs. N.Y. Giants)
- 92t Dwight Stone (12/4/88 at Houston)
- 92t Rod Woodson (10/9/88 at Phoenix)
- 91t Erric Pegram (11/3/96 vs. St. Louis Rams) (TRS)

Longest Interception Returns

- 99t Martin Kottler (9/27/33 vs. Chicago Cardinals)
- 91 Jack Hinkle (10/9/43 vs. N.Y. Giants)
- 86t Glen Edwards (9/30/73 at Houston)
- 84 **Joey Porter (9/15/02 vs. Oakland)**
- 82t Tony Compagno (11/7/48 vs. Green Bay)
- 82t Jim Bradshaw (10/24/65 at Philadelphia)
- 81t Russ Craft (10/17/54 vs. Cleveland)
- 80t Bill Dudley (11/3/46 vs. Washington)
- 78t Dewayne Washington (11/22/98 vs. Jacksonville) (TRS)

Longest Field Goals

- 55 Kris Brown (10/14/01 at Kansas City)
- 55 Gary Anderson (11/25/84 vs. San Diego) (TRS)
- 54 Gary Anderson (12/8/91 at Houston)
- 53 Gary Anderson (10/21/84 at Indianapolis)
- 52 Kris Brown (12/11/00 vs Philadelphia) (TRS)
- 52 Norm Johnson (11/9/97 vs. Baltimore) (TRS)
- 52 Gary Anderson (11/13/88 vs. Philadelphia) (TRS)
- 52 Gary Anderson (11/17/85 at Houston)
- 52 Gary Anderson (11/22/87 at Cincinnati)
- 51 **Jeff Reed (9/14/03 at Kansas City)**
- 51 Kris Brown (10/25/99 vs. Atlanta) (TRS)

Longest Fumble Return

- 102t Travis Davis (12/26/99 vs. Carolina) (TRS)
- 94t Greg Best (10/16/83 vs. Cleveland) (TRS)

Blocked Kick Return

- 83t Dale Dodrill (12/14/52 at Los Angeles Rams)



OPPONENT LONGEST PLAYS

Opponent Longest Runs From Scrimmage

- 94t O.J. Simpson (10/29/72 at Buffalo)
- 88t O.J. Simpson (9/28/75 vs. Buffalo)
- 88t Parker Hall (10/29/39 vs. Cleveland Rams)
- 82t Derrick Alexander (12/18/99 vs. Kansas City)
- 79t Ollie Matson (11/25/56 vs. Chicago Cardinals)
- 78t Kevan Barlow (11/17/03 at San Francisco)
- 4 78t Curtis Martin (1/5/97 at New England)
- 77t Greg Bell (12/15/85 vs. Buffalo)
- 65t James Brooks (10/8/89 vs. Cincinnati)
- 65 Joe Morris (12/21/85 at NY Giants)
- 64 Ron Davenport (12/18/88 vs. Miami)
- 64t Priest Holmes (12/12/99 vs. Baltimore)
- 61t Jeff Hayes (10/13/86 at Cincinnati)
- 60t Garry James (12/7/86 vs. Detroit)
- 60 Kenny King (12/7/81 at Oakland)

Opponent Longest Pass Plays

- 99t Frank Filchock to Andy Farkas (10/15/39 vs. Wash. Redskins)
- 98t Earl Morrall to Homer Jones (9/11/66 vs. N.Y. Giants)
- 96t Frank Ryan to Ollie Matson (10/1/61 vs. Cleveland Rams)
- 88t Dave Ryan to John Greene (11/10/46 at Detroit)
- 88t Steve Beuerlein to Patrick Jeffers (12/26/99 vs. Carolina)
- 87t Norm Snead to Timmy Brown (10/4/64 at Phila.)
- 86t Drew Bledsoe to Terry Glenn (12/6/98 vs. N.E.)
- 86t Boomer Esiason to Eddie Brown (11/6/88 at Cin.)
- 86t Bob Griese to Paul Warfield (11/14/71 at Miami)
- 84t Greg Landry to Ron Jessie (9/16/73 vs. Detroit)
- * 83t Kelly Holcomb to Kevin Johnson (1/5/03 vs. Cleveland)
- 82t Len Dawson to Otis Taylor (10/18/71 at K.C.)
- 81t Jack Trudeau to Jessie Hester (11/22/92 vs. Indianapolis)
- 80t Todd Bourman to Michael Bennett (12/2/01 vs. Minnesota)
- 79t Tim Couch to Kevin Johnson (9/17/00 at Cleveland)
- 77t Bernie Kosar to Reggie Langhorne (11/20/88 at Cleveland)
- 76t Jeff Blake to Damay Scott (11/28/99 vs. Cincinnati)
- 76t Tony Banks to Qadry Ismail (12/12/99 vs. Baltimore)
- 76t Chris Chandler to Chris Sanders (12/3/95 vs. Houston)
- 76t Bucky Richardson to Ernest Givins (10/3/94 vs. Houston)
- 76t Brett Favre to Sterling Sharpe (9/27/92 at Green Bay)
- 76t Steve Grogan to Stephen Staring (9/25/83 vs. N.E.)

Opponent Longest Punts

- 84 Harry Newsome (12/20/92 vs. Minnesota)
- 78 Craig Henrich (1/2/00 vs. Tennessee)
- 69 Greg Coleman (9/21/86 at Minnesota)
- 68 Dan Pastorini (11/9/75 vs. Houston)
- 66 Darren Bennett (10/1/95 vs. San Diego)
- 65 Bryan Barker (10/1/00 at Jacksonville)
- 65 Louie Aguiar (9/13/92 vs. NY Jets)
- 65 Lee Johnson (11/17/85 at Houston)
- 65 Jerrel Wilson (11/12/72 vs. Kansas City)
- 64 Greg Montgomery (9/8/96 vs. Baltimore)
- 64 Lee Johnson (10/19/92 vs. Cincinnati)
- 64 Jerrel Wilson (11/16/75 vs. Kansas City)

Opponent Longest Punt Returns

- 96t Bill Dudley (12/3/50 vs. Washington)
- 94t Charlie Rogers (9/26/99 vs. Seattle)
- 91t Eric Metcalf (10/24/93 at Cleveland)
- 90t Bob Hayes (12/8/68 at Dallas)
- 87t Dennis Northcutt (11/2/02 at Cleveland)
- 87t Tommy Vigorito (9/10/81 at Miami)
- 87t Rick Upchurch (11/6/77 at Denver)
- 81t Robbie Martin (11/24/83 at Detroit)
- 70t John "Shipwreck" Kelly (11/12/33 vs. Brooklyn)
- 72t O.J. McDuffie (12/13/93 at Miami)
- 68 Willard Harrell (9/16/79 at St. Louis Cardinals)

- 62 Jermaine Lewis (12/16/01 at Baltimore)
- * 59 Dennis Northcutt (1/5/03 vs. Cleveland)
- 58t Lionel James (11/25/84 vs. San Diego)

Opponent Longest Kickoff Returns

- 100t Dante Hall (9/14/03 at Kansas City)
- 100t Gerald McNeil (10/5/86 vs. Cleveland)
- 100t Larry Krause (12/6/70 vs. Green Bay)
- 99t Gaston Green (10/29/90 vs. LA Rams)
- + 98t Ned Mathews (11/21/43 vs. Detroit)
- 97t Brian Mitchell (9/7/97 vs. Washington)
- 97t Tony Smith (9/27/93 at Atlanta)
- 97t Boyce Green (12/21/86 at Kansas City)
- 97t JoJo Townsell (11/13/86 at NY Jets)
- 97t Bobby Humphrey (9/6/84 at NY Jets)
- 97t Carl Roaches (9/18/83 at Houston)
- 96t Terry Kirby (9/15/02 vs. Oakland)
- 95t Elvis Joseph (11/18/01 vs. Jacksonville)

Opponent Longest Interceptions Returns

- 97t Darryl Williams (11/7/93 at Cincinnati)
- 95t Don Doll (10/8/49 vs. Detroit)
- 94t Irv Cross (1/25/64 at Philadelphia)
- 92t Leo Sanford (9/26/55 Chicago Cardinals)
- 91t Hal van Every (11/23/41 vs. Green Bay)
- 90t Bob "Tulsa" Smith (11/9/52 vs. Detroit)
- 87t Joe Blahak (12/9/73 vs. Houston)
- + 83t Don Perkins (10/8/44 vs. Green Bay)
- 77t Mike Brim (9/13/92 vs. NY Jets)
- 77t Woodrow Lowe (11/25/79 at San Diego)
- 77t Paul Krause (11/23/69 at Minnesota)
- 75t Daylon McCutcheon (10/5/03 vs. Cleveland)
- 75t Brian Washington (10/2/88 vs. Cleveland)
- * 75t Vernon Perry (1/6/80 vs. Houston)
- 75t George Sauer (11/24/35 vs. Green Bay)
- 73t Yale Lary (12/9/56 at Detroit)
- 73t Lew Carpenter (9/27/53 at Detroit)
- 70t Aaron Glenn (12/8/02 vs. Houston)
- 70t Louis Breeden (11/11/84 at Cincinnati)
- 70t Roosevelt Barnes (11/24/83 at Detroit)
- 67t Charles "Buckets" Goldenberg (10/15/33 at G.B.)
- 66t Kermit Alexander (11/24/68 vs. S.F.)
- 65t Aaron Glenn (12/8/02 vs. Houston)
- 65t Jim Kearney (11/12/72 vs. Kansas City)
- 65t Jimmy Carson (10/14/51 vs. San Francisco)
- 65t Cliff Battles (10/17/37 at Washington)
- 63t Rodney Harrison (12/24/00 at San Diego)
- 61t Calvin Jackson (11/25/96 at Miami)

Opponent Longest Field Goals

- 54 Tony Zendejas (9/12/93 at LA Rams)
- 53 Mike Hollis (10/8/95 at Jacksonville)
- 52 Richie Cunningham (8/31/97 vs. Dallas)
- 52 Mike Hollis (9/1/96 at Jacksonville)
- 52 Steve Christie (11/14/94 vs. Buffalo)
- 52 Eddie Murray (10/25/92 at Kansas City)
- 52 Pat Leahy (9/6/84 at NY Jets)
- 52 Grant Guthrie (10/11/70 vs. Buffalo)

Opponent Longest Fumble Returns

- 89t Don Paul (11/10/57 at Cleveland)
- 88t Keith McKenzie (11/9/98 vs. Green Bay)
- 78t Quentin Coryatt (9/18/94 vs. Indianapolis)
- 72t Wendell Harris (9/11/66 vs. N.Y. Giants)
- 70t Al Smith (12/8/91 at Houston)
- 70t Barney Bussey (11/18/90 at Cincinnati)
- 65t Thomas Howard (9/6/81 vs. Kansas City)

Opponent Blocked Kick Return

- 78t Lloyd Burruss (12/21/86 vs. Kansas City)
- 58t Chris Hudson (9/22/97 at Jacksonville)

*Playoff game

+Phil.-Pitt. Steagles or Card.-Pitt. record



THE LAST TIME

OVERTIME GAME WON

By Steelers — Steelers 16, Cleveland 13, 9/29/02
By Opponents — at Baltimore 13, Steelers 10, 12/28/03

TIE GAME

Home — Steelers 34, Atlanta 34, 11/10/02
Away — Steelers 35, at Denver 35, 9/22/74

SHUTOUT

By Steelers — Steelers 22, Cleveland 0, 10/22/00
By Opponents — N.Y. Jets 6, Steelers 0, 12/14/03

KICKOFF RETURNED FOR A TD

By Steelers — Antwaan Randle El (99 yards) at Cincinnati, 10/13/02
By Opponents — Dante Hall (100 yards) at Kansas City 9/14/03

PUNT RETURNED FOR A TD

By Steelers — Antwaan Randle El (52 yards) vs. Arizona, 11/9/03
By Opponents — Dennis Northcutt (87 yards) at Cleveland, 11/13/02

INTERCEPTED PASS RETURNED FOR A TD

By Steelers — Deshae Townsend (25 yards) vs. San Diego, 12/21/03
By Opponents — Daylon McCutcheon (75 yards) vs. Cleveland, 10/5/03

FUMBLE RETURNED FOR A TD

By Steelers — Troy Edwards (32 yards) vs. Cleveland, 1/6/02
By Opponents — Alan Ricard (0 yards) vs. Baltimore, 12/29/02

PUNT BLOCKED

By Steelers — Chris Fuamatu-Ma'afala vs. Oakland, 9/15/02
By Opponents — O.D. Lewis at Seattle 11/2/03

PUNT BLOCKED FOR A TD

By Steelers — Lance Brown (1 yard recovered by Fred McAfee) at Kansas City, 10/26/98
By Opponents — Frank Minnifield (11 yards) at Cleveland, 11/20/88

FIELD GOAL BLOCKED

By Steelers — James Farrior vs. Atlanta, 11/10/02
By Opponent — Brian Finneran vs. Atlanta, 11/10/02

FIELD GOAL BLOCKED FOR A TD

By Steelers — Bob O'Neill (73 yards) vs. Chicago Cards, 10/13/57
By Opponents — Chris Hudson (68 yards) vs. Jacksonville, 9/22/97

SAFETY SCORED

By Steelers — 10/15/00 vs. Cincinnati (Joey Porter sacked Scott Mitchell in end zone)
By Opponents — 9/28/03 vs. Tennessee (Maddox sacked in end zone by Rocky Boiman)

TWO 100-YARD RUSHERS IN SAME GAME

By Steelers — 10/26/86 vs. Cincinnati (Earnest Jackson 132, Walter Abercrombie 109)
By Opponents — None

200 YARDS RUSHING

By Steelers — Frenchy Fuqua (218 yards) at Philadelphia, 12/20/70
By Opponents — Fred Taylor (234 yards) vs. Jacksonville, 11/19/00

300 YARDS PASSING

By Steelers — Tommy Maddox (313) vs. Cincinnati, 11/30/03
By Opponents — Jeff Blake (307) vs. Arizona, 11/9/03

400 YARDS PASSING

By Steelers — Tommy Maddox (475) vs. Atlanta, 11/10/02
By Opponents — Jon Kitna (411) at Cincinnati, 12/30/01

200 YARDS RECEIVING

By Steelers — Plaxico Burress (253) at Atlanta, 11/10/02
By Opponents — Qadry Ismail (258) vs. Baltimore, 12/12/99

FOUR TD PASSES

By Steelers — Tommy Maddox vs. Atlanta, 11/10/02
By Opponents — Troy Aikman vs. Dallas, 8/30/97

FIVE TD PASSES

By Steelers — Mark Malone vs. Indianapolis, 9/8/85
By Opponents — Brian Sipe at Cleveland, 10/7/79

SIX TD PASSES

By Steelers — N/A
By Opponents — Jim Kelly at Buffalo, 9/8/91

THREE TD RECEPTIONS

By Steelers — Charles Johnson vs. Tennessee, 11/1/98
By Opponents — Qadry Ismail vs. Baltimore, 12/12/99

FOUR TD RECEPTIONS

By Steelers — Roy Jefferson vs. Atlanta, 11/3/68
By Opponents — Don Beebe at Buffalo, 9/8/91

THREE TDs RUSHING

By Steelers — Jerome Bettis at Arizona, 11/30/97 (OT)
By Opponents — Arlen Harris vs. St. Louis, 10/26/03

FOUR FIELD GOALS

By Steelers — Kris Brown, vs. N.Y. Jets, 12/9/01
By Opponents — David Akers, Philadelphia, 11/12/00

FIVE FIELD GOALS

By Steelers — Kris Brown at Cleveland, 11/11/01
By Opponents — Scott Norwood, Buffalo, 9/25/88

SIX FIELD GOALS

By Steelers — Jeff Reed at Jacksonville, 12/1/02
By Opponents — Todd Peterson vs. Seattle, 9/26/99

THREE INTERCEPTIONS

By Steelers — Darren Perry at Cleveland, 9/11/94
By Opponents — Dick Anderson (4), Miami, 12/3/73

FOUR INTERCEPTIONS

By Steelers — Jack Butler vs. Washington, 12/13/53
By Opponents — Dick Anderson at Miami, 12/3/73

THREE SACKS

By Steelers — Kimo von Oelhoffen vs. Oakland, 12/7/03
By Opponents — Darrin Smith at New Orleans, 10/6/02

FOUR SACKS

By Steelers — Joey Porter at Tampa Bay, 10/21/01
By Opponents — Alfred Williams vs. Cincinnati, 10/16/94

FIVE SACKS

By Steelers — Joe Greene at Houston, 12/10/72
By Opponents — N/A



71 YEARS WITH THE STEELERS

2003

BILL COWHER, Head Coach

Steelers Opp.

9/7	Baltimore	34	15 [W]
9/14	at Kansas City	20	41 [L]
9/21	at Cincinnati	17	10 [W]
9/28	Tennessee	13	30 [L]
10/5	Cleveland	13	33 [L]
10/12	at Denver	14	17 [L]
10/19	Idle		
10/26	St. Louis***	21	33 [L]
11/2	at Seattle	16	23 [L]
11/9	Arizona	28	15 [W]
11/17	at San Francisco	14	30 [L]
11/23	at Cleveland	13	6 [W]
11/30	Cincinnati	20	24 [L]
12/7	Oakland	27	7 [W]
12/14	at New York Jets	0	6 [L]
12/21	San Diego	40	24 [W]
12/28	at Baltimore (OT)	10	13 [L]
Won 6, Lost 10 (H 4-4, A 2-6) 300 327			

***1,000th game in Steelers history

2002

BILL COWHER, Head Coach

Steelers Opp.

9/9	at New England	14	30 [L]
9/15	Oakland	17	30 [L]
9/22	Idle		
9/29	Cleveland (OT)**	16	13 [W]
10/6	at New Orleans	29	32 [L]
10/13	at Cincinnati	34	7 [W]
10/21	Indianapolis	28	10 [W]
10/27	at Baltimore	31	18 [W]
11/3	at Cleveland	23	20 [W]
11/10	Atlanta (OT)	34	34 [T]
11/17	at Tennessee	23	31 [L]
11/24	Cincinnati	29	21 [W]
12/1	at Jacksonville	25	23 [W]
12/8	Houston	6	24 [L]
12/15	Carolina	30	14 [W]
12/23	at Tampa Bay	17	7 [W]
12/29	Baltimore	34	31 [W]
Won 10, Lost 5, Tied 1 390 345			
(H 5-2-1, A 5-3)			

AFC Wild Card Game

1/5 Cleveland 36 33 [W]

AFC Playoff Game

1/11 at Tennessee (OT) 31 34 [L]

** Cowher's 100th win

2001

BILL COWHER, Head Coach

Steelers Opp.

9/9	at Jacksonville	3	21 [L]
9/23	Idle		
9/30	at Buffalo	20	3 [W]
10/7	Cincinnati	16	7 [W]
10/14	at Kansas City	20	17 [W]
10/21	at Tampa Bay	17	10 [W]
10/29	Tennessee	34	7 [W]
11/4	Baltimore	10	13 [L]
11/11	at Cleveland (OT)	15	12 [W]
11/18	Jacksonville	20	7 [W]
11/25	at Tennessee	34	24 [W]
12/2	Minnesota	21	16 [W]
12/9	N.Y. Jets	18	7 [W]
12/16	at Baltimore	26	21 [W]
12/23	Detroit	47	14 [W]
12/30	at Cincinnati (OT)	23	26 [L]
1/6	Cleveland+	28	7 [W]

Won 13, Lost 3 (H 7-1, A 6-2) 352 212

AFC Playoff Game

1/20 Baltimore 27 10 [W]

AFC Championship Game

1/27 New England 17 24 [L]

+ Originally Scheduled 9/16

2000

BILL COWHER, Head Coach

Steelers Opp.

9/2	Baltimore	0	16 [L]
9/10	Idle		
9/17	at Cleveland	20	23 [L]
9/24	Tennessee	20	23 [L]
10/1	at Jacksonville	24	13 [W]
10/8	at New York Jets	20	3 [W]
10/15	Cincinnati	15	0 [W]
10/22	Cleveland	22	0 [W]
10/29	at Baltimore	9	6 [W]
11/5	at Tennessee	7	9 [L]
11/12	Philadelphia (OT)	23	26 [L]
11/19	Jacksonville	24	34 [L]
11/26	at Cincinnati	48	28 [W]
12/3	Oakland	21	20 [W]
12/10	at New York Giants	10	30 [L]
12/16	Washington	24	3 [W]
12/24	at San Diego	34	21 [W]
Won 9, Lost 7 (H 4-4, A 5-3) 321 255			

1999

BILL COWHER, Head Coach

Steelers Opp.

9/12	at Cleveland	43	0 [W]
9/19	at Baltimore	23	20 [W]
9/26	Seattle	10	29 [L]
10/3	Jacksonville	3	17 [L]
10/10	at Buffalo	21	24 [L]
10/17	at Cincinnati	17	3 [W]
10/25	Atlanta	13	9 [W]
10/31	AFC Central idle		
11/7	at San Francisco	27	6 [W]
11/14	Cleveland	15	16 [L]
11/21	at Tennessee	10	16 [L]
11/28	Cincinnati	20	27 [L]
12/2	at Jacksonville	6	20 [L]
12/12	Baltimore	24	31 [L]
12/18	at Kansas City	19	35 [L]
12/26	Carolina	30	20 [W]
1/2	Tennessee	27	36 [L]
Won 6, Lost 10 (H 2-6, A 4-4) 317 320			

1998

BILL COWHER, Head Coach

Steelers Opp.

9/6	at Baltimore	20	13 [W]
9/13	Chicago	17	12 [W]
9/20	at Miami	0	21 [L]
9/27	Seattle	13	10 [W]
10/4	AFC Central idle		
10/11	at Cincinnati	20	25 [L]
10/18	Baltimore	16	6 [W]
10/26	at Kansas City	20	13 [W]
11/1	Tennessee	31	41 [L]
11/9	Green Bay	27	20 [W]
11/15	at Tennessee	14	23 [L]
11/22	Jacksonville	30	15 [W]
11/26	at Detroit (OT)	16	19 [L]
12/6	New England	9	23 [L]
12/13	at Tampa Bay	3	16 [L]
12/20	Cincinnati	24	25 [L]
12/28	at Jacksonville	3	21 [L]

Won 7, Lost 9 (H 5-3, A 2-6) 263 303

1997

BILL COWHER, Head Coach

Steelers Opp.

8/31	Dallas	7	37 [L]
9/7	Washington	14	13 [W]
9/14	AFC Central idle		
9/22	at Jacksonville	21	30 [L]
9/28	Tennessee	37	24 [W]
10/5	at Baltimore	42	34 [W]
10/12	Indianapolis	24	22 [W]
10/19	at Cincinnati	26	10 [W]
10/26	Jacksonville (OT)	23	17 [W]
11/3	at Kansas City	10	13 [L]
11/9	Baltimore	37	0 [W]
11/16	Cincinnati	20	3 [W]
11/23	at Philadelphia	20	23 [L]
11/30	at Arizona (OT)	26	20 [W]
12/7	Denver	35	24 [W]
12/13	at New England (OT)	24	21 [W]
12/21	at Tennessee	6	16 [L]
Won 11, Lost 5 (H 7-1, A 4-4) 372 307			

AFC Playoff Game

1/3 New England 7 6 [W]

AFC Championship Game

1/11 Denver 21 24 [L]

1996

BILL COWHER, Head Coach

Steelers Opp.

9/1	at Jacksonville	9	24 [L]
9/8	Baltimore	31	17 [W]
9/16	Buffalo	24	6 [W]
9/22	AFC Central idle		
9/29	Houston	30	16 [W]
10/7	at Kansas City	17	7 [W]
10/13	Cincinnati	20	10 [W]
10/20	at Houston	13	23 [L]
10/27	at Atlanta	20	17 [W]
11/3	St. Louis	42	6 [W]
11/10	at Cincinnati	24	34 [L]
11/17	Jacksonville	28	3 [W]
11/25	at Miami	24	17 [W]
12/1	at Baltimore	17	31 [L]
12/8	San Diego	16	3 [W]
12/15	San Francisco	15	25 [L]
12/22	at Carolina	14	18 [L]
Won 10, Lost 6 (H 7-1, A 3-5) 344 257			

AFC Wild Card Playoff Game

12/29 Indianapolis 42 14 [W]

AFC Playoff Game

1/5 at New England 3 28 [L]

1995

BILL COWHER, Head Coach

Steelers Opp.

9/3	Detroit	23	20 [W]
9/10	at Houston	34	17 [W]
9/18	at Miami	10	23 [L]
9/24	Minnesota	24	44 [L]
10/1	San Diego	31	16 [W]
10/8	at Jacksonville	16	20 [L]
10/15	AFC Central idle		
10/19	Cincinnati	9	27 [L]
10/29	Jacksonville	24	7 [W]
11/5	at Chicago (OT)	37	34 [W]
11/13	Cleveland	20	3 [W]
11/19	at Cincinnati	49	31 [W]
11/26	at Cleveland	20	17 [W]
12/3	Houston	21	7 [W]
12/10	at Oakland	29	10 [W]
12/16	New England	41	27 [W]

71 YEARS WITH THE STEELERS

12/24 at Green Bay 19 24 [L]
 Won 11, Lost 5 (H 6-2, A 5-3) 407 327

AFC Playoff Game

1/6 Buffalo 40 21 [W]

AFC Championship Game

1/14 Indianapolis 20 16 [W]

SUPER BOWL XXX (Phoenix, Az.)

1/28 Dallas 17 27 [L]

1994

BILL COWHER, Head Coach

Steelers Opp.

9/4 Dallas 9 26 [L]

9/11 at Cleveland 17 10 [W]

9/18 Indianapolis 31 21 [W]

9/25 at Seattle 13 30 [L]

10/3 Houston 30 14 [W]

10/4 AFC Central idle

10/16 Cincinnati 14 10 [W]

10/23 at New York Giants 10 6 [W]

10/30 at Arizona (OT) 17 20 [L]

11/6 at Houston (OT) 12 9 [W]

11/14 Buffalo 23 10 [W]

11/20 Miami (OT) 16 13 [W]

11/27 at L.A. Raiders 21 3 [W]

12/4 at Cincinnati 38 15 [W]

12/11 Philadelphia 14 3 [W]

12/18 Cleveland 17 7 [W]

12/24 at San Diego 34 37 [L]

Won 12, Lost 4 (H 7-1, A 5-3) 316 234

AFC Playoff Game

1/7 Cleveland 29 9 [W]

AFC Championship Game

1/15 San Diego 13 17 [L]

1993

BILL COWHER, Head Coach

Steelers Opp.

9/5 San Francisco 13 24 [L]

9/12 at Los Angeles Rams 0 27 [L]

9/19 Cincinnati 34 7 [W]

9/27 at Atlanta 45 17 [W]

10/3 AFC Central idle

10/10 San Diego 16 3 [W]

10/17 New Orleans 37 14 [W]

10/24 at Cleveland 23 28 [L]

10/31 AFC Central idle

11/7 at Cincinnati 24 16 [W]

11/15 Buffalo 23 0 [W]

11/21 at Denver 13 37 [L]

11/28 at Houston 3 23 [L]

12/5 New England 17 14 [W]

12/13 at Miami 21 20 [W]

12/19 Houston 17 26 [L]

12/26 at Seattle 6 16 [L]

1/2 Cleveland 16 9 [W]

Won 9, Lost 7 (H 6-2, A 3-5) 308 281

AFC Wild Card Playoff Game

1/8 at Kansas City (OT) 24 27 [L]

1992

BILL COWHER, Head Coach

Steelers Opp.

9/6 at Houston 29 24 [W]

9/13 New York Jets 27 10 [W]

9/20 at San Diego 23 6 [W]

9/27 at Green Bay 3 17 [L]

10/4 AFC Central idle

10/11 at Cleveland 9 17 [L]

10/19 Cincinnati 20 0 [W]

10/25 at Kansas City 27 3 [W]

11/1 Houston 21 20 [W]

11/8 at Buffalo 20 28 [L]

11/15 Detroit 17 14 [W]

11/22 Indianapolis 30 14 [W]

11/29 at Cincinnati 21 9 [W]

12/6 Seattle 20 14 [W]

12/13 at Chicago 6 30 [L]

12/20 Minnesota 3 6 [L]

12/27 Cleveland 23 13 [W]

Won 11, Lost 5 (H 7-1, A 4-4) 299 225

AFC Playoff Game

1/9 Buffalo 3 24 [L]

1991

CHUCK NOLL, Head Coach

Steelers Opp.

9/1 San Diego 26 20 [W]

9/8 at Buffalo 34 52 [L]

9/15 New England 20 6 [W]

9/22 at Philadelphia 14 23 [L]

9/29 AFC Central idle

10/6 at Indianapolis 21 3 [W]

10/14 New York Giants 20 23 [L]

10/20 Seattle 7 27 [L]

10/27 at Cleveland 14 17 [L]

11/3 at Denver 13 20 [L]

11/10 at Cincinnati (OT) 33 27 [W]

11/17 Washington 14 41 [L]

11/24 Houston 26 14 [W]

11/28 at Dallas 10 20 [L]

12/8 at Houston 6 31 [L]

12/15 Cincinnati 17 10 [W]

12/22 Cleveland 17 10 [W]

Won 7, Lost 9 (H 5-3, A 2-6) 292 344

1990

CHUCK NOLL, Head Coach

Steelers Opp.

9/9 at Cleveland 3 13 [L]

9/16 Houston 20 9 [W]

9/23 at L.A. Raiders 3 20 [L]

9/30 Miami 6 28 [L]

10/7 San Diego 36 14 [W]

10/14 at Denver 34 17 [W]

10/21 at San Francisco 7 27 [L]

10/29 L.A. Rams 41 10 [W]

11/4 Atlanta 21 9 [W]

11/11 AFC Central idle

11/18 at Cincinnati 3 27 [L]

11/25 at New York Jets 24 7 [W]

12/2 Cincinnati 12 16 [L]

12/9 ** New England 24 3 [W]

12/16 at New Orleans 9 6 [W]

12/23 Cleveland 35 0 [W]

12/30 at Houston 14 34 [L]

Won 9, Lost 7 (H 6-2, A 3-5) 292 240

**Noll's 200th win

1989

CHUCK NOLL, Head Coach

Steelers Opp.

9/10 Cleveland 0 51 [L]

9/17 at Cincinnati 10 41 [L]

9/24 Minnesota 27 14 [W]

10/1 at Detroit 23 3 [W]

10/8 Cincinnati 16 26 [L]

10/15 at Cleveland 17 7 [W]

10/22 at Houston 0 27 [L]

10/29 Kansas City 23 17 [W]

11/5 at Denver 7 34 [L]

11/12 Chicago 0 20 [L]

11/19 San Diego 20 17 [W]

11/26 at Miami 34 14 [W]

12/3 Houston 16 23 [L]

12/10 at New York Jets 13 0 [W]

12/17 New England 28 10 [W]

12/24 at Tampa Bay 31 22 [W]

Won 9, Lost 7 (H 4-4, A 5-3) 265 326

AFC Wild Card Playoff Game

12/31 at Houston (OT) 26 23 [W]

AFC Playoff Game

1/7 at Denver 23 24 [L]

1988

CHUCK NOLL, Head Coach

Steelers Opp.

9/4 Dallas 24 21 [W]

9/11 at Washington 29 30 [L]

9/18 Cincinnati 12 17 [L]

9/25 at Buffalo 28 36 [L]

10/2 Cleveland 9 23 [L]

10/9 at Phoenix 14 31 [L]

10/16 Houston 14 34 [L]

10/23 Denver 39 21 [W]

10/30 at New York Jets 20 24 [L]

11/6 at Cincinnati 7 42 [L]

11/13 Philadelphia 26 27 [L]

11/20 at Cleveland 7 27 [L]

11/27 Kansas City 16 10 [W]

12/4 at Houston 37 34 [W]

12/11 at San Diego 14 20 [L]

12/18 Miami 40 24 [W]

Won 5, Lost 11 (H 4-4, A 1-7) 336 421

1987

CHUCK NOLL, Head Coach

Steelers Opp.

9/13 San Francisco 30 17 [W]

9/20 at Cleveland 10 34 [L]

9/27 New York Jets (Cancelled)

10/4 at Atlanta 28 12 [W]

10/11 at Los Angeles Rams 21 31 [L]

10/18 Indianapolis 21 7 [W]

10/25 Cincinnati 23 20 [W]

11/1 at Miami 24 35 [L]

11/8 at Kansas City 17 16 [W]

11/15 Houston 3 23 [L]

11/22 at Cincinnati 30 16 [W]

11/29 New Orleans 16 20 [L]

12/6 Seattle 13 9 [W]

12/13 at San Diego 20 16 [W]

12/20 at Houston 16 24 [L]

12/26 Cleveland 13 19 [L]

Won 8, Lost 7 (H 4-3, A 4-4) 285 299

1986

CHUCK NOLL, Head Coach

Steelers Opp.

9/7 at Seattle 0 30 [L]

9/15 Denver 10 21 [L]

9/21 at Minnesota 7 31 [L]

9/28 at Houston (OT) 22 16 [W]

10/5 Cleveland 24 27 [L]

10/13 at Cincinnati 22 24 [L]

10/19 New England 0 34 [L]

10/26 Cincinnati 30 9 [W]

11/2 Green Bay 27 3 [W]

11/9 at Buffalo 12 16 [L]

11/16 Houston 21 10 [W]

11/23 at Cleveland (OT) 31 37 [L]

11/30 at Chicago (OT) 10 13 [L]

12/7 Detroit 27 17 [W]

12/13 at New York Jets 45 24 [W]

12/21 Kansas City 19 24 [L]

Won 6, Lost 10 (H 4-4, A 2-6) 307 336

71 YEARS WITH THE STEELERS

1985

CHUCK NOLL, Head Coach

SteelersOpp.

9/8	Indianapolis	45	3	[W]
9/16	at Cleveland	7	17	[L]
9/22	Houston	20	0	[W]
9/30	Cincinnati	24	37	[L]
10/6	at Miami	20	24	[L]
10/13	at Dallas	13	27	[L]
10/20	St. Louis	23	10	[W]
10/27	at Cincinnati	21	26	[L]
11/3	Cleveland	10	9	[W]
11/10	at Kansas City	36	28	[W]
11/17	at Houston	30	7	[W]
11/24	Washington	23	30	[L]
12/1	Denver	23	31	[L]
12/8	at San Diego	44	54	[L]
12/15	Buffalo	30	24	[W]
12/21	at New York Giants	10	28	[L]
Won 7, Lost 9 (H 5-3, A 2-6)		379	355	

1984

CHUCK NOLL, Head Coach

SteelersOpp.

9/2	Kansas City	27	37	[L]
9/6	at New York Jets	23	17	[W]
9/16	Los Angeles Rams	24	14	[W]
9/23	at Cleveland	10	20	[L]
10/1	** Cincinnati	38	17	[W]
10/7	Miami	7	31	[L]
10/14	at San Francisco	20	17	[W]
10/21	at Indianapolis	16	17	[L]
10/28	Atlanta	35	10	[W]
11/4	Houston	35	7	[W]
11/11	at Cincinnati	20	22	[L]
11/19	at New Orleans	24	27	[L]
11/25	San Diego	52	24	[W]
12/2	at Houston (OT)	20	23	[L]
12/9	Cleveland	23	20	[W]
12/16	at L.A. Raiders	13	7	[W]
Won 9, Lost 7 (H 6-2, A 3-5)		387	310	

**Noll's 15th win

AFC Playoff Game

12/30	at Denver	24	17	[W]
-------	-----------	----	----	-----

AFC Championship Game

1/6	at Miami	28	45	[L]
-----	----------	----	----	-----

1983

CHUCK NOLL, Head Coach

SteelersOpp.

9/4	Denver	10	14	[L]
9/11	at Green Bay	25	21	[W]
9/18	at Houston	40	28	[W]
9/25	New England	23	28	[L]
10/2	Houston	17	10	[W]
10/10	at Cincinnati	24	14	[W]
10/16	Cleveland	44	17	[W]
10/23	at Seattle	27	21	[W]
10/30	Tampa Bay	17	12	[W]
11/6	San Diego	26	3	[W]
11/13	at Baltimore	24	13	[W]
11/20	Minnesota	14	17	[L]
11/24	at Detroit	3	45	[L]
12/4	Cincinnati	10	23	[L]
12/10	at New York Jets	34	7	[W]
12/18	at Cleveland	17	30	[L]
Won 10, Lost 6 (H 4-4, A 6-2)		355	303	

AFC Playoff Game

1/1	at L.A. Raiders	10	38	[L]
-----	-----------------	----	----	-----

1982

CHUCK NOLL, Head Coach

SteelersOpp.

9/13	at Dallas	36	28	[W]
9/19	Cincinnati (OT)	26	20	[W]
9/26	New York Giants	(Cancelled)		
10/3	at Denver	(Cancelled)		
10/11	Philadelphia	(Cancelled)		
10/17	at Washington	(Cancelled)		
10/24	Cleveland	(Postponed)		
10/31	at Cincinnati	(Cancelled)		
11/7	Houston	(Cancelled)		
11/14	New York Jets	(Cancelled)		
11/21	at Houston	24	10	[W]
11/28	at Seattle	0	16	[L]
12/5	Kansas City	35	14	[W]
12/12	at Buffalo	0	13	[L]
12/19	at Cleveland	9	10	[L]
12/26	New England	37	14	[W]
1/2	Cleveland	37	21	[W]
Won 6, Lost 3 (H 4-0, A 2-3)		204	146	

AFC Tournament

1/9	San Diego	28	31	[L]
-----	-----------	----	----	-----

1981

CHUCK NOLL, Head Coach

SteelersOpp.

9/6	Kansas City	33	37	[L]
9/10	at Miami	10	30	[L]
9/20	New York Jets	38	10	[W]
9/27	New England (OT)	27	21	[W]
10/4	at New Orleans	20	6	[W]
10/11	Cleveland	13	7	[W]
10/18	at Cincinnati	7	34	[L]
10/26	Houston	26	13	[W]
11/1	San Francisco	14	17	[L]
11/8	at Seattle	21	24	[L]
11/15	at Atlanta	34	20	[W]
11/22	at Cleveland	32	10	[W]
11/29	Los Angeles	24	0	[W]
12/7	at Oakland	27	30	[L]
12/13	Cincinnati	10	17	[L]
12/20	at Houston	20	21	[L]
Won 8, Lost 8 (H 5-3, A 3-5)		356	297	

1980

CHUCK NOLL, Head Coach

SteelersOpp.

9/7	Houston	31	17	[W]
9/14	at Baltimore	20	17	[W]
9/21	at Cincinnati	28	30	[L]
9/28	Chicago	38	3	[W]
10/5	at Minnesota	23	17	[L]
10/12	Cincinnati	16	17	[L]
10/20	Oakland	34	45	[L]
10/26	at Cleveland	26	27	[L]
11/2	Green Bay	22	20	[W]
11/9	at Tampa Bay	24	21	[W]
11/16	Cleveland	16	13	[W]
11/23	at Buffalo	13	28	[L]
11/30	Miami	23	10	[W]
12/4	at Houston	0	6	[L]
12/14	Kansas City	21	16	[W]
12/22	at San Diego	17	26	[L]
Won 9, Lost 7 (H 6-2, A 3-5)		352	313	

1979

CHUCK NOLL, Head Coach

SteelersOpp.

*9/3	at New England (OT)	16	13	[W]
9/9	Houston	38	7	[W]

9/16	at St. Louis	24	21	[W]
9/23	Baltimore	17	13	[L]
9/30	at Philadelphia	14	17	[L]
10/7	at Cleveland	51	35	[W]
10/14	at Cincinnati	10	34	[L]
10/22	Denver	42	7	[W]
10/28	Dallas	14	3	[W]
11/4	Washington	38	7	[W]
11/11	at Kansas City	30	3	[W]
11/18	at San Diego	7	35	[L]
11/25	Cleveland (OT)	33	30	[W]
12/2	Cincinnati	37	17	[W]
12/10	at Houston	17	20	[L]
12/16	Buffalo	28	0	[W]
Won 12, Lost 4 (H 8-0, A 4-4)		416	262	

*Noll's 100th win

AFC Playoff Game

12/30	Miami	34	14	[W]
-------	-------	----	----	-----

AFC Championship Game

1/6	Houston	27	13	[W]
-----	---------	----	----	-----

SUPER BOWL XIV (Pasadena, Calif.)

1/20	Los Angeles	31	19	[W]
------	-------------	----	----	-----

1978

CHUCK NOLL, Head Coach

SteelersOpp.

9/3	at Buffalo	28	17	[W]
9/10	Seattle	21	10	[W]
9/17	at Cincinnati	28	3	[W]
9/24	Cleveland (OT)	15	9	[W]
10/1	at New York Jets	28	17	[W]
10/8	Atlanta	31	7	[W]
10/15	at Cleveland	34	14	[W]
10/23	Houston	17	24	[L]
10/29	Kansas City	27	24	[W]
11/5	New Orleans	20	14	[W]
11/12	at Los Angeles	7	10	[L]
11/19	Cincinnati	7	6	[W]
11/27	at San Francisco	24	7	[W]
12/3	at Houston	13	3	[W]
12/9	Baltimore	35	13	[W]
12/16	at Denver	21	17	[W]
Won 14, Lost 2 (H 7-1, A 7-1)		356	195	

AFC Playoff Game

12/30	Denver	33	10	[W]
-------	--------	----	----	-----

AFC Championship Game

1/7	Houston	34	5	[W]
-----	---------	----	---	-----

SUPER BOWL XIII (Miami, Fla.)

1/21	Dallas	35	31	[W]
------	--------	----	----	-----

1977

CHUCK NOLL, Head Coach

SteelersOpp.

9/19	San Francisco	27	0	[W]
9/25	Oakland	7	16	[L]
10/2	at Cleveland	28	14	[W]
10/9	at Houston	10	27	[L]
10/17	Cincinnati	20	14	[W]
10/23	Houston	27	10	[W]
10/30	at Baltimore	21	31	[L]
11/6	at Denver	7	21	[L]
11/13	Cleveland	35	31	[W]
11/20	Dallas	28	13	[W]
11/27	at New York Jets	23	20	[W]
12/4	Seattle	30	20	[W]
12/10	at Cincinnati	10	17	[L]
12/18	at San Diego	10	9	[W]
Won 9, Lost 5 (H 6-1, A 3-4)		283	243	

AFC Playoff Game

12/24	at Denver	21	34	[L]
-------	-----------	----	----	-----

71 YEARS WITH THE STEELERS

1976

CHUCK NOLL, Head Coach

SteelersOpp.

9/12 at Oakland	28	31	[L]
9/19 Cleveland	31	14	[W]
9/26 New England	27	30	[L]
10/4 at Minnesota	6	17	[L]
10/10 at Cleveland	16	18	[L]
10/17 Cincinnati	23	6	[W]
10/24 at New York Giants	27	0	[W]
10/31 San Diego	23	0	[W]
11/7 at Kansas City	45	0	[W]
11/14 Miami	14	3	[W]
11/21 Houston	32	16	[W]
11/28 at Cincinnati	7	3	[W]
12/5 Tampa Bay	42	0	[W]
12/11 at Houston	21	0	[W]
Won 10, Lost 4 (H 6-1, A 4-3)	342	138	

AFC Playoff Game

12/19 at Baltimore	40	14	[W]
--------------------	----	----	-----

AFC Championship Game

12/26 at Oakland	7	24	[L]
------------------	---	----	-----

1975

CHUCK NOLL, Head Coach

SteelersOpp.

9/21 at San Diego	37	0	[W]
9/28 Buffalo	21	30	[L]
10/5 at Cleveland	42	6	[W]
10/12 Denver	20	9	[W]
10/19 Chicago	34	3	[W]
10/26 at Green Bay	16	13	[W]
11/2 at Cincinnati	30	24	[W]
11/9 Houston	24	17	[W]
11/16 Kansas City	28	3	[W]
11/24 at Houston	32	9	[W]
11/30 at New York Jets	20	7	[W]
12/7 Cleveland	31	17	[W]
12/13 Cincinnati	35	14	[W]
12/20 at Los Angeles	3	10	[L]
Won 12, Lost 2 (H 6-1, A 6-1)	373	162	

AFC Playoff Game

12/27 Baltimore	28	10	[W]
-----------------	----	----	-----

AFC Championship Game

1/4 Oakland	16	10	[W]
-------------	----	----	-----

SUPER BOWL X (Miami, Fla.)

1/18 Dallas	21	17	[W]
-------------	----	----	-----

1974

CHUCK NOLL, Head Coach

SteelersOpp.

9/15 Baltimore	30	0	[W]
9/22 at Denver (OT)	35	35	[T]
9/29 Oakland	0	17	[L]
10/6 at Houston	13	7	[W]
10/13 at Kansas City	34	24	[W]
10/20 Cleveland	20	16	[W]
10/28 Atlanta	24	17	[W]
11/3 Philadelphia	27	0	[W]
11/10 at Cincinnati	10	17	[L]
11/17 at Cleveland	26	16	[W]
11/25 at New Orleans	28	7	[W]
12/1 Houston	10	13	[L]
12/8 at New England	21	17	[W]
12/14 Cincinnati	27	3	[W]
Won 10, Lost 3, Tied 1	305	189	

(H 5-2, A 5-1-1)

AFC Playoff Game

12/22 Buffalo	32	14	[W]
---------------	----	----	-----

AFC Championship Game

12/29 at Oakland	24	13	[W]
------------------	----	----	-----

SUPER BOWL IX (New Orleans, La.)

1/12 Minnesota	16	6	[W]
----------------	----	---	-----

1973

CHUCK NOLL, Head Coach

SteelersOpp.

9/16 Detroit	24	10	[W]
9/23 Cleveland	33	6	[W]
9/30 at Houston	36	7	[W]
10/7 San Diego	38	21	[W]
10/14 at Cincinnati	7	19	[L]
10/21 New York Jets	26	14	[W]
10/28 Cincinnati	20	13	[W]
11/5 Washington	21	16	[W]
11/11 at Oakland	17	9	[W]
11/18 Denver	13	23	[L]
11/25 at Cleveland	16	21	[L]
12/3 at Miami	26	30	[L]
12/9 Houston	33	7	[W]
12/15 at San Francisco	37	14	[W]
Won 10, Lost 4 (H 7-1, A 3-3)	347	210	

AFC Wild Card Playoff Game

12/22 at Oakland	14	33	[L]
------------------	----	----	-----

1972

CHUCK NOLL, Head Coach

SteelersOpp.

9/17 Oakland	34	28	[W]
9/24 at Cincinnati	10	15	[L]
10/1 at St. Louis	25	19	[W]
10/8 at Dallas	13	17	[L]
10/15 Houston	24	7	[W]
10/22 New England	33	3	[W]
10/29 at Buffalo	38	21	[W]
11/5 Cincinnati	40	17	[W]
11/12 Kansas City	16	7	[W]
11/19 at Cleveland	24	26	[L]
11/26 Minnesota	23	10	[W]
12/3 Cleveland	30	0	[W]
12/10 at Houston	9	3	[W]
12/17 at San Diego	24	2	[W]
Won 11, Lost 3 (H 7-0, A 4-3)	343	175	

AFC Playoff Game

12/23 Oakland	13	7	[W]
---------------	----	---	-----

AFC Championship Game

12/31 Miami	17	21	[L]
-------------	----	----	-----

1971

CHUCK NOLL, Head Coach

SteelersOpp.

9/19 at Chicago	15	17	[L]
9/26 Cincinnati	21	10	[W]
10/3 San Diego	21	17	[W]
10/10 at Cleveland	17	27	[L]
10/18 at Kansas City	16	38	[L]
10/24 Houston	23	16	[W]
10/31 at Baltimore	21	34	[L]
11/7 Cleveland	26	9	[W]
11/14 at Miami	21	24	[L]
11/21 New York Giants	17	13	[W]
11/28 Denver	10	22	[L]
12/5 at Houston	3	29	[L]
12/12 at Cincinnati	21	13	[W]
12/19 Los Angeles	14	23	[L]
Won 6, Lost 8 (H 5-2, A 1-6)	246	292	

1970

CHUCK NOLL, Head Coach

SteelersOpp.

9/20 Houston	7	19	[L]
9/27 at Denver	13	16	[L]

10/3 at Cleveland	7	15	[L]
10/11 Buffalo	23	10	[W]
10/18 at Houston	7	3	[L]
10/25 at Oakland	14	31	[L]
11/2 Cincinnati	21	10	[W]
11/8 New York Jets	21	17	[W]
11/15 Kansas City	14	31	[L]
11/22 at Cincinnati	7	34	[L]
11/29 at Cleveland	28	9	[W]
12/6 Green Bay	12	20	[L]
12/13 at Atlanta	16	27	[L]
12/20 at Philadelphia	20	30	[L]
Won 5, Lost 9 (H 4-3, A 1-6)	210	272	

1969

CHUCK NOLL, Head Coach

SteelersOpp.

9/21 Detroit	16	13	[W]
9/28 at Philadelphia	27	41	[L]
10/5 St. Louis	14	27	[L]
10/12 at New York	7	10	[L]
10/18 at Cleveland	31	42	[L]
10/26 Washington	7	14	[L]
11/2 Green Bay	34	38	[L]
11/9 at Chicago	7	38	[L]
11/16 Cleveland	3	24	[L]
11/23 at Minnesota	14	52	[L]
11/30 at St. Louis	10	47	[L]
12/7 Dallas	7	10	[L]
12/14 New York	17	21	[L]
12/21 at New Orleans	24	27	[L]
Won 1, Lost 13 (H 1-6, A 0-7)	218	404	

1968

BILL AUSTIN, Head Coach

SteelersOpp.

9/15 New York	20	34	[L]
9/22 at Los Angeles	10	45	[L]
9/29 Baltimore	7	41	[L]
10/5 at Cleveland	24	31	[L]
10/13 at Washington	13	16	[L]
10/20 New Orleans	12	16	[L]
10/27 Philadelphia	6	3	[W]
11/3 at Atlanta	41	21	[W]
11/10 at St. Louis	28	28	[T]
11/17 Cleveland	24	45	[L]
11/24 San Francisco	28	45	[L]
12/1 St. Louis	10	20	[L]
12/8 at Dallas	7	28	[L]
12/15 at New Orleans	14	24	[L]
Won 2, Lost 11, Tied 1	244	397	

(H 1-6, A 1-5-1)

1967

BILL AUSTIN, Head Coach

SteelersOpp.

9/17 Chicago	41	13	[W]
9/24 St. Louis	14	28	[L]
10/1 at Philadelphia	24	34	[L]
10/7 at Cleveland	10	21	[L]
10/15 New York	24	27	[L]
10/22 Dallas	21	24	[L]
10/29 at New Orleans	14	14	[W]
11/5 Cleveland	14	34	[L]
11/12 at St. Louis	14	14	[T]
11/19 at New York	20	28	[L]
11/26 Minnesota	27	41	[L]
12/3 at Detroit	24	14	[W]
12/10 Washington	10	15	[L]
12/17 at Green Bay	24	17	[W]
Won 4, Lost 9, Tied 1	281	320	

(H 1-6, A 3-3-1)

71 YEARS WITH THE STEELERS

1966

BILL AUSTIN, Head Coach

	SteelersOpp.	
9/11	New York	34 34 [T]
9/18	Detroit	17 3 [W]
9/25	Washington	27 33 [L]
10/2	at Washington	10 24 [L]
10/8	at Cleveland	10 41 [L]
10/16	Philadelphia	14 31 [L]
10/30	at Dallas	21 52 [L]
11/6	Cleveland	16 6 [W]
11/13	St. Louis	30 9 [W]
11/20	Dallas	7 20 [L]
11/27	at St. Louis	3 6 [L]
12/4	at Philadelphia	23 27 [W]
12/11	at New York	47 28 [W]
12/18	at Atlanta	57 33 [W]
Won 5, Lost 8, Tied 1		316 347
(H 3-3-1, A 2-5)		

1965

MIKE NIXON, Head Coach

	SteelersOpp.	
9/19	Green Bay	9 41 [L]
9/26	at San Francisco	17 27 [L]
10/3	New York	13 23 [L]
10/9	at Cleveland	19 24 [L]
10/17	St. Louis	7 20 [L]
10/24	at Philadelphia	20 14 [W]
10/31	Dallas	22 13 [W]
11/7	at St. Louis	17 21 [L]
11/14	at Dallas	17 24 [L]
11/21	Washington	3 31 [L]
11/28	Cleveland	21 42 [L]
12/5	at New York	10 35 [L]
12/12	Philadelphia	13 47 [L]
12/19	at Washington	14 35 [L]
Won 2, Lost 12 (H 1-6, A 1-6)		202 397

1964

BUDDY PARKER, Head Coach

	SteelersOpp.	
9/13	Los Angeles	14 26 [L]
9/20	New York	27 24 [W]
9/27	Dallas	23 17 [W]
10/4	at Philadelphia	7 21 [L]
10/10	at Cleveland	23 7 [W]
10/18	at Minnesota	10 30 [L]
10/25	Philadelphia	10 34 [L]
11/1	Cleveland	17 30 [L]
11/8	at St. Louis	30 34 [L]
11/15	Washington	0 30 [L]
11/22	at New York	44 17 [W]
11/29	at St. Louis	20 21 [W]
12/6	at Washington	14 7 [W]
12/13	at Dallas	14 17 [L]
Won 5, Lost 9 (H 2-5, A 3-4)		253 315

1963

BUDDY PARKER, Head Coach

	SteelersOpp.	
9/15	at Philadelphia	21 21 [T]
9/22	New York	31 0 [W]
9/29	St. Louis	23 10 [W]
10/5	at Cleveland	23 35 [L]
10/13	at St. Louis	23 24 [L]
10/20	Washington	38 27 [W]
10/27	Dallas	27 21 [W]
11/3	at Green Bay	14 33 [L]
11/10	Cleveland	9 7 [W]
11/17	at Washington	34 28 [W]
11/24	Chicago	17 17 [T]
12/1	Philadelphia	20 20 [T]
12/8	at Dallas	24 19 [W]

12/15	at New York	17 33 [L]
Won 7, Lost 4, Tied 3		321 295
(H 5-0-2, A 2-4-1)		

1962

BUDDY PARKER, Head Coach

	SteelersOpp.	
9/16	at Detroit	7 45 [L]
9/23	at Dallas	30 28 [W]
9/30	New York	27 31 [L]
10/6	Philadelphia	13 7 [W]
10/14	at New York	20 17 [W]
10/21	Dallas	27 42 [L]
10/28	Cleveland	14 41 [L]
11/4	Minnesota	39 31 [W]
11/11	at St. Louis	26 17 [W]
11/18	Washington	23 21 [W]
11/25	at Cleveland	14 35 [L]
12/2	St. Louis	19 7 [W]
12/9	at Philadelphia	26 17 [W]
12/16	at Washington	27 24 [W]
Won 9, Lost 5 (H 4-3, A 5-2)		312 363
Playoff Bowl (Miami, Fla.)		
1/6	Detroit	10 17 [L]

1961

BUDDY PARKER, Head Coach

	SteelersOpp.	
9/17	at Dallas	24 27 [L]
9/24	New York	14 17 [L]
10/1	at Los Angeles	14 24 [L]
10/8	at Philadelphia	16 21 [L]
10/15	Washington	20 0 [W]
10/22	Cleveland	28 30 [L]
10/29	San Francisco	20 10 [W]
11/5	at Cleveland	17 13 [W]
11/12	Dallas	37 7 [W]
11/19	at New York	21 42 [L]
11/26	St. Louis	30 27 [W]
12/3	Philadelphia	24 35 [L]
12/10	at Washington	30 14 [W]
12/17	at St. Louis	0 20 [L]
Won 6, Lost 8 (H 4-3, A 2-5)		295 287

1960

BUDDY PARKER, Head Coach

	SteelersOpp.	
9/24	at Dallas	35 28 [W]
10/2	at Cleveland	20 28 [L]
10/9	New York	17 19 [L]
10/16	St. Louis	27 14 [W]
10/23	at Washington	27 27 [T]
10/30	Green Bay	13 19 [L]
11/6	at Philadelphia	7 34 [L]
11/13	at New York	24 27 [L]
11/20	Cleveland	14 10 [W]
11/27	Washington	22 10 [W]
12/11	Philadelphia	27 21 [W]
12/18	at St. Louis	7 38 [L]
Won 5, Lost 6, Tied 1		240 275
(H 4-2, A 1-4-1)		

1959

BUDDY PARKER, Head Coach

	SteelersOpp.	
9/26	Cleveland	17 7 [W]
10/4	Washington	17 23 [L]
10/11	at Philadelphia	24 28 [L]
10/18	at Washington	27 6 [W]
10/25	New York	16 21 [L]
11/1	at Chicago Cards	24 45 [L]
11/8	Detroit	10 10 [T]
11/15	at New York	14 9 [W]
11/22	at Cleveland	21 20 [W]

11/29	Philadelphia	31 0 [W]
12/6	at Chicago Bears	21 27 [L]
12/13	Chicago Cards	35 20 [W]
Won 6, Lost 5, Tied 1		257 216
(H 3-2-1, A 3-3)		

1958

BUDDY PARKER, Head Coach

	SteelersOpp.	
9/28	at San Francisco	20 23 [L]
10/5	Cleveland	12 45 [L]
10/12	Philadelphia	24 3 [W]
10/19	at Cleveland	10 27 [L]
10/26	at New York	6 17 [L]
11/2	Washington	24 16 [W]
11/9	at Philadelphia	31 24 [W]
11/16	New York	31 10 [W]
11/23	at Chicago Cards	27 20 [W]
11/30	Chicago Bears	24 10 [W]
12/7	at Washington	14 14 [T]
12/13	Chicago Cards	38 21 [W]
Won 7, Lost 4, Tied 1		261 230
(H 5-1, A 2-3-1)		

1957

BUDDY PARKER, Head Coach

	SteelersOpp.	
9/29	Washington	28 7 [W]
10/5	Cleveland	12 23 [L]
10/13	Chicago Cards	29 20 [W]
10/20	at New York	0 35 [L]
10/27	Philadelphia	6 0 [W]
11/3	at Baltimore	19 13 [W]
11/10	at Cleveland	0 24 [L]
11/24	Green Bay	10 27 [L]
12/1	at Philadelphia	6 7 [L]
12/7	New York	21 10 [W]
12/15	at Washington	3 10 [L]
12/22	at Chicago Cards	27 2 [W]
Won 6, Lost 6 (H 4-2, A 2-4)		161 178

1956

WALT KIESLING, Head Coach

	SteelersOpp.	
9/30	Washington	30 13 [W]
10/6	Cleveland	10 14 [L]
10/14	Philadelphia	21 35 [L]
10/21	at New York	10 38 [L]
10/28	at Cleveland	24 16 [W]
11/4	New York	14 17 [L]
11/11	at Philadelphia	7 14 [L]
11/18	Chicago Cards	14 7 [L]
11/25	at Chicago Cards	27 38 [W]
12/2	Los Angeles	30 13 [W]
12/9	at Detroit	7 45 [L]
12/16	at Washington	23 0 [W]
Won 5, Lost 7 (H 3-3, A 2-4)		217 250

1955

WALT KIESLING, Head Coach

	SteelersOpp.	
9/26	Chicago Cards	14 7 [W]
10/2	at Los Angeles	26 27 [L]
10/9	New York	30 23 [W]
10/15	Philadelphia	13 7 [W]
10/23	at New York	19 17 [W]
10/30	at Philadelphia	0 24 [L]
11/5	at Chicago Cards	13 27 [L]
11/13	Detroit	28 31 [L]
11/20	at Cleveland	14 41 [L]
11/27	Washington	14 23 [L]
12/4	Cleveland	7 30 [L]
12/11	at Washington	17 28 [L]
Won 4, Lost 8 (H 3-3, A 1-5)		195 285

71 YEARS WITH THE STEELERS

1954

WALT KIESLING, Head Coach

SteelersOpp.

9/26 at Green Bay	21	20	[W]
10/2 Washington	37	7	[W]
10/9 at Philadelphia	22	24	[L]
10/17 Cleveland	55	27	[W]
10/23 Philadelphia	17	7	[W]
10/31 at Chicago Cards	14	17	[L]
11/7 New York	6	30	[L]
11/14 at Washington	14	17	[L]
11/20 San Francisco	3	31	[L]
11/28 Chicago Cards	20	17	[W]
12/5 at New York	3	24	[L]
12/12 at Cleveland	7	42	[L]
Won 5, Lost 7 (H 4-2, A 1-5)	219	263	

1953

JOE BACH, Head Coach

SteelersOpp.

9/27 at Detroit	21	38	[L]
10/3 New York	24	14	[W]
10/11 Chicago Cards	31	28	[W]
10/17 at Philadelphia	7	23	[L]
10/24 Green Bay	31	14	[W]
11/1 Philadelphia	7	35	[L]
11/8 at Cleveland	16	34	[L]
11/15 at New York	14	10	[W]
11/22 Cleveland	16	20	[L]
11/29 Washington	9	17	[L]
12/6 at Chicago Cards	21	17	[W]
12/13 at Washington	14	13	[W]
Won 6, Lost 6 (H 3-3, A 3-3)	211	263	

1952

JOE BACH, Head Coach

SteelersOpp.

9/28 Philadelphia	25	31	[L]
10/4 Cleveland	20	21	[L]
10/12 at Philadelphia	21	26	[L]
10/19 Washington	24	28	[L]
10/26 at Chicago Cards	34	28	[W]
11/2 at Washington	24	23	[W]
11/9 Detroit	6	31	[L]
11/16 at Cleveland	28	29	[L]
11/23 Chicago Cards	17	14	[W]
11/30 New York	63	7	[W]
12/7 at San Francisco	24	7	[W]
12/14 at Los Angeles	14	28	[L]
Won 5, Lost 7 (H 2-4, A 3-3)	300	273	

1951

JOHN MICHELOSEN, Head Coach

SteelersOpp.

10/1 New York	13	13	[T]
10/7 at Green Bay	33	35	[L]
10/14 San Francisco	24	28	[L]
10/21 at Cleveland	0	17	[L]
10/28 at Chicago Cards	28	14	[W]
11/4 Philadelphia	13	34	[L]
11/11 Green Bay	28	7	[W]
11/18 Washington	7	22	[L]
11/25 at Philadelphia	17	13	[W]
12/2 at New York	0	14	[L]
12/9 Cleveland	0	28	[L]
12/16 at Washington	20	10	[W]
Won 4, Lost 7, Tied 1	183	235	
(H 1-4-1, A 3-3)			

1950

JOHN MICHELOSEN, Head Coach

SteelersOpp.

9/17 New York	7	18	[L]
9/24 at Detroit	7	10	[L]

10/1 at Washington	26	7	[W]
10/7 Cleveland	17	30	[L]
10/15 at New York	17	6	[W]
10/22 Philadelphia	10	17	[L]
10/29 at Cleveland	7	45	[L]
11/5 at Philadelphia	9	7	[W]
11/12 Baltimore	17	7	[W]
11/23 at Chicago Cards	28	17	[W]
12/3 Washington	7	24	[L]
12/10 Chicago Cards	28	7	[W]
Won 6, Lost 6 (H 2-4, A 4-2)	180	195	

1949

JOHN MICHELOSEN, Head Coach

SteelersOpp.

9/25 New York Giants	28	7	[W]
10/3 Washington	14	27	[L]
10/8 Detroit	14	7	[W]
10/16 at New York Giants	21	17	[W]
10/23 New York Bulldogs	24	13	[W]
10/30 Philadelphia	7	38	[L]
11/6 at Washington	14	17	[L]
11/13 Los Angeles	7	7	[T]
11/20 at Green Bay	30	7	[W]
11/27 at Philadelphia	17	34	[L]
12/4 at Chicago Bears	21	30	[L]
12/11 at New York Bulldogs	27	0	[W]
Won 6, Lost 5, Tied 1	224	214	
(H 3-2-1, A 3-3)			

1948

JOHN MICHELOSEN, Head Coach

SteelersOpp.

9/26 at Washington	14	17	[L]
10/3 Boston	24	14	[W]
10/10 Washington	10	7	[W]
10/17 at Boston	7	13	[L]
10/24 at New York	27	34	[L]
10/31 Philadelphia	7	34	[L]
11/7 Green Bay	38	7	[W]
11/14 Chicago Cards	7	24	[L]
11/21 at Detroit	14	17	[L]
11/28 at Philadelphia	0	17	[L]
12/5 New York	38	28	[W]
12/12 at Los Angeles	14	31	[L]
Won 4, Lost 8 (H 4-2, A 0-6)	200	243	

1947

JOCK SUTHERLAND, Head Coach

SteelersOpp.

9/21 Detroit	17	10	[W]
9/29 Los Angeles	7	48	[L]
10/5 at Washington	26	27	[L]
10/12 at Boston	30	14	[W]
10/19 Philadelphia	35	24	[W]
10/26 at New York	38	21	[W]
11/2 at Green Bay	18	17	[W]
11/9 Washington	21	14	[W]
11/16 New York	24	7	[W]
11/23 at Chicago Bears	7	49	[L]
11/30 at Philadelphia	0	21	[L]
12/7 Boston	17	7	[W]
Won 8, Lost 4 (H 5-1, A 3-3)	240	259	

Eastern Division Playoff			
12/21 Philadelphia	0	21	[L]

1946

JOCK SUTHERLAND, Head Coach

SteelersOpp.

9/20 Chicago Cards	14	7	[W]
9/29 at Washington	14	14	[T]
10/6 New York	14	17	[L]
10/13 Boston	16	7	[W]
10/20 at Green Bay	7	17	[L]

10/27 at Boston	33	7	[W]
11/3 Washington	14	7	[W]
11/10 at Detroit	7	17	[L]
11/17 Philadelphia	10	7	[W]
11/24 at New York	0	7	[L]
12/1 at Philadelphia	7	10	[L]
Won 5, Lost 5, Tied 1	136	117	
(H 4-1, A 1-4-1)			

1945

JIM LEONARD, Head Coach

SteelersOpp.

9/25 at Boston	7	28	[L]
10/7 New York	6	34	[L]
10/14 Washington	0	14	[L]
10/21 at New York	21	7	[W]
10/28 Boston	6	10	[L]
11/4 Philadelphia	3	45	[L]
11/11 Chicago Cards	23	0	[W]
11/18 at Philadelphia	6	30	[L]
11/25 at Chicago Bears	7	28	[L]
12/2 at Washington	0	24	[L]
Won 2, Lost 8 (H 1-4, A 1-4)	79	220	

1944*

WALT KIESLING and
PHIL HANDLER, Head Coaches

SteelersOpp.

9/24 Cleveland	28	30	[L]
10/8 Green Bay	7	34	[L]
10/15 at Chicago Bears	7	34	[L]
10/22 at New York	0	23	[L]
10/29 at Washington	20	42	[L]
11/5 Detroit	6	27	[L]
11/12 at Detroit	7	21	[L]
11/19 ** Cleveland	6	33	[L]
11/26 ** Green Bay	20	35	[L]
12/3 Chicago Bears	7	49	[L]
Won 0, Lost 10 (H 0-6, A 0-4)	108	328	
*Combined with Chicago Cards			
**Home game played in Chicago			

1943*

WALT KIESLING and
GREASY NEALE, Head Coaches

SteelersOpp.

10/2 ** Brooklyn	17	0	[W]
10/9 ** New York	28	14	[W]
10/17 at Chicago Bears	21	48	[L]
10/24 at New York	14	42	[L]
10/31 Chicago Cards	34	13	[W]
11/7 ** Washington	14	14	[T]
11/14 at Brooklyn	7	13	[L]
11/21 Detroit	35	34	[W]
11/28 at Washington	27	14	[W]
12/5 ** Green Bay	28	38	[L]
Won 5, Lost 4, Tied 1	225	220	
(H 4-1-1, A 1-3)			

*Combined with Philadelphia Eagles
**Home game played in Philadelphia

1942

WALT KIESLING, Head Coach

SteelersOpp.

9/13 Philadelphia	14	24	[L]
9/20 at Washington	14	24	[L]
10/4 New York	13	10	[W]
10/11 at Brooklyn	7	0	[W]
10/18 at Philadelphia	14	0	[W]
10/25 Washington	0	14	[L]
11/1 at New York	17	9	[W]
11/8 at Detroit	35	7	[W]
11/22 Chicago Cards	19	3	[W]
11/29 Brooklyn	13	0	[W]
12/6 at Green Bay	21	24	[L]
Won 7, Lost 4 (H 3-2, A 4-2)	167	119	

71 YEARS WITH THE STEELERS

1941

**BERT BELL, ALDO DONELLI
and WALT KIESLING,
Head Coaches**

	SteelersOpp.	
9/7 at Cleveland	14 17	[L]
9/21 Philadelphia	7 10	[L]
10/5 New York	10 37	[L]
10/12 Washington	20 24	[L]
10/19 at New York	7 28	[L]
10/26 at Chicago Bears	7 34	[L]
11/2 at Washington	3 23	[L]
11/9 at Philadelphia	7 7	[T]
11/16 Brooklyn	14 7	[W]
11/23 Green Bay	7 54	[L]
11/30 at Brooklyn	7 35	[L]
Won 1, Lost 9, Tied 1	103 276	
(H 1-4, A 0-5-1)		

1940

WALT KIESLING, Head Coach

	SteelersOpp.	
9/8 Chicago Cards	7 7	[T]
9/15 New York	10 10	[T]
9/22 at Detroit	10 7	[W]
9/29 Brooklyn	3 10	[L]
10/6 Washington	10 40	[L]
10/13 at Brooklyn	0 21	[L]
10/20 at New York	0 12	[L]
10/27 at Green Bay	3 24	[L]
11/3 at Washington	10 37	[L]
11/10 Philadelphia	7 3	[W]
11/28 at Philadelphia	0 7	[L]
Won 2, Lost 7, Tied 2	60 178	
(H 1-2-2, A 1-5)		

1939

**WALT KIESLING and
JOHN BLOOD, Head Coaches**

	SteelersOpp.	
9/14 at Brooklyn	7 12	[L]
9/24 Chicago Cards	0 10	[L]
10/2 Chicago Bears	0 32	[L]
10/8 New York	7 14	[L]
10/15 at Washington	14 44	[L]
10/22 Washington	14 21	[L]
10/29 at Cleveland	14 14	[T]
11/5 at Brooklyn	13 17	[L]
11/19 at New York	7 23	[L]
11/23 at Philadelphia	14 17	[L]
11/26 Philadelphia	24 12	[W]
Won 1, Lost 9, Tied 1	114 216	
(H 1-4, A 0-5-1)		

1938

JOHN BLOOD, Head Coach

	SteelersOpp.	
9/9 at Detroit	7 16	[L]
9/11 New York	14 27	[L]
9/16 at Philadelphia	7 27	[L]
9/23 at Brooklyn	17 3	[W]
10/3 at New York	13 10	[L]
10/9 Brooklyn	7 17	[L]
10/23 at Green Bay	0 20	[L]
11/6 Washington	0 7	[L]
11/20 at Philadelphia	7 14	[L]
11/27 at Washington	0 15	[L]
12/4 at Cleveland	7 13	[L]
Won 2, Lost 9 (H 0-3, A 2-6)	79 169	

1937

JOHN BLOOD, Head Coach

	SteelersOpp.	
9/5 Philadelphia	27 14	[W]
9/19 at Brooklyn	21 0	[W]
9/26 New York	7 10	[L]
10/4 Chicago Bears	0 7	[L]
10/10 at Detroit	3 7	[L]
10/17 at Washington	20 34	[L]
10/24 Chicago Cubs	7 13	[L]
10/31 Philadelphia	16 7	[W]
11/7 at New York	0 17	[L]
11/14 Washington	21 13	[W]
11/21 Brooklyn	0 23	[L]
Won 4, Lost 7, (H 3-4, A 1-3)	122 145	

1936

JOE BACH, Head Coach

	SteelersOpp.	
9/13 Boston	10 0	[W]
9/23 at Brooklyn	10 6	[W]
9/27 New York	10 7	[W]
10/4 Chicago Bears	9 27	[L]
10/14 Philadelphia	17 0	[W]
10/18 at Chicago Bears	6 26	[L]
10/25 at Green Bay	10 42	[L]
11/1 Brooklyn	10 7	[W]
11/5 at Philadelphia	6 0	[W]
11/8 at Detroit	3 28	[L]
11/15 at Chicago Cards	6 14	[L]
11/29 at Boston	0 30	[L]
Won 6, Lost 6 (H 4-1, A 2-5)	97 187	

1935

JOE BACH, Head Coach

	SteelersOpp.	
9/13 at Philadelphia	17 7	[W]
9/22 New York	7 42	[L]
9/29 Chicago Bears	7 23	[L]
10/6 at Green Bay	0 27	[L]
10/9 Philadelphia	6 17	[L]
10/20 Chicago Cards	17 13	[W]
10/27 Boston	6 0	[W]
11/3 Brooklyn	7 13	[L]
11/10 at Brooklyn	16 7	[W]
11/24 Green Bay	14 34	[L]
12/1 at Boston	3 13	[L]
12/8 at New York	0 13	[L]
Won 4, Lost 8 (H 2-5, A 2-3)	100 209	

1934

LUBY DIMELIO, Head Coach

	SteelersOpp.	
9/9 Cincinnati	13 0	[W]
9/16 Boston	0 7	[L]
9/26 Philadelphia	0 17	[L]
10/3 New York	12 14	[L]
10/7 at Philadelphia	9 7	[W]
10/10 Chicago Bears	0 28	[L]
10/14 at Boston	0 39	[L]
10/21 at New York	7 17	[L]
10/28 at Brooklyn	3 21	[L]
11/4 at Detroit	7 40	[L]
11/11 at St. Louis	0 6	[L]
11/18 Brooklyn	0 10	[L]
Won 2, Lost 10 (H 1-5, A 1-5)	51 206	

1933

JAP DOUDS, Head Coach

	SteelersOpp.	
9/20 New York	2 23	[L]
9/27 Chicago Cardinals	14 13	[W]
10/4 Boston	6 21	[L]
10/11 Cincinnati	17 0	[W]
10/15 at Green Bay	0 47	[L]
10/22 at Cincinnati	0 0	[T]
10/29 at Boston	16 14	[W]
11/5 at Brooklyn	3 3	[T]
11/12 Brooklyn	0 32	[L]
11/19 at Philadelphia	6 25	[L]
12/3 at New York	3 27	[L]
Won 3, Lost 6, Tied 2	67 205	
(H 2-3, A 1-3-2)		

WHERE THE STEELERS FINISHED (1970-03)

Year	Record	Finish	Year	Record	Finish
1970	5-9	3rd in AFC Central	1988	5-11	4th in AFC Central
1971	6-8	2nd in AFC Central	1989	9-7	3rd in AFC Central (WC)*
1972	11-3	AFC Central Champion (1)	1990	9-7	3rd in AFC Central
1973	10-4	2nd in AFC Central (WC)*	1991	7-9	2nd in AFC Central
1974	10-3-1	AFC Central Champion (2)	1992	11-5	AFC Central Champion (10)*
1975	12-2	AFC Central Champion (3)	1993	9-7	2nd in AFC Central (WC)*
1976	10-4	AFC Central Champion (4)	1994	12-4	AFC Central Champion (11)
1977	9-5	AFC Central Champion (5)	1995	11-5	AFC Central Champion (12)
1978	14-2	AFC Central Champion (6)	1996	10-6	AFC Central Champion (13)
1979	12-4	AFC Central Champion (7)	1997	11-5	AFC Central Champion (14)
1980	9-7	3rd in AFC Central	1998	7-9	3rd in AFC Central
1981	8-8	2nd in AFC Central	1999	6-10	4th in AFC Central
1982	6-3	4th in AFC Tournament (WC)*	2000	9-7	3rd in AFC Central
1983	10-6	AFC Central Champion (8)	2001	13-3	AFC Central Champion (15)
1984	9-7	AFC Central Champion (9)	2002	10-5-1	AFC North Champion (16)
1985	7-9	3rd in AFC Central	2003	6-10	3rd in AFC North
1986	6-10	3rd in AFC Central			
1987	8-7	3rd in AFC Central			

*Earned Wild Card playoff berth
(# = Number of Division Titles)

PITTSBURGH STEELERS IN THE POSTSEASON (23-18)

Year	Record	Game	Date	Opponent	Att.	Steelers	Opp.	Result
1947	8-4	Eastern Division Playoff	12/21/47	Philadelphia	35,729	0	21	L
1962	9-5	Playoff Bowl	1/6/63	Detroit	36,284	10	17	L
1972*	11-3	AFC Divisional Playoff	12/23/72	Oakland	50,327	13	7	W
		AFC Championship	12/31/72	Miami	50,845	17	21	L
1973	10-4	AFC Wild Card Game	12/22/73	at Miami	52,646	14	33	L
1974*+	10-3-1	AFC Divisional Playoff	12/22/74	Buffalo	49,841	32	14	W
		AFC Championship	12/29/74	at Oakland	53,800	24	13	W
		Super Bowl IX	1/12/75	Minnesota	80,997	16	6	W
1975*+	12-2	AFC Divisional Playoff	12/27/75	Baltimore	49,557	28	10	W
		AFC Championship	1/4/76	Oakland	50,609	16	10	W
		Super Bowl X	1/18/76	Dallas	80,187	21	17	W
1976*	10-4	AFC Divisional Playoff	12/19/76	at Baltimore	59,296	40	14	W
		AFC Championship	12/26/76	at Oakland	53,821	7	24	L
1977*	9-5	AFC Divisional Playoff	12/24/77	at Denver	75,059	21	34	L
1978*+	14-2	AFC Divisional Playoff	12/30/78	Denver	50,230	33	10	W
		AFC Championship	1/7/79	Houston	50,725	34	5	W
		Super Bowl XIII	1/21/79	Dallas	79,484	35	31	W
1979*+	12-4	AFC Divisional Playoff	12/30/79	Miami	50,214	34	14	W
		AFC Championship	1/6/80	Houston	50,475	27	13	W
		Super Bowl XIV	1/20/80	L.A. Rams	103,985	31	19	W
1982	6-3	AFC Tournament	1/9/83	San Diego	53,546	28	31	L
1983*	10-6	AFC Divisional Playoff	1/1/84	at L.A. Raiders	90,380	10	38	L
1984*	9-7	AFC Divisional Playoff	12/30/84	at Denver	74,981	24	17	W
		AFC Championship	1/6/85	at Miami	76,029	28	45	L
1989	9-7	AFC Wild Card Game	12/31/89	at Houston	58,306	26	23	W
		AFC Divisional Playoff	1/7/90	at Denver	75,868	23	24	L
1992*	11-5	AFC Divisional Playoff	1/9/93	Buffalo	60,407	3	24	L
1993	9-7	AFC Wild Card Game	1/8/94	at Kansas City	75,868	23	24	L
1994*	12-4	AFC Divisional Playoff	1/7/95	Cleveland	58,185	29	9	W
		AFC Championship	1/15/95	San Diego	61,545	13	17	L
1995*+	11-5	AFC Divisional Playoff	1/6/96	Buffalo	50,072	40	21	W
		AFC Championship	1/14/96	Indianapolis	61,062	20	16	W
		Super Bowl XXX	1/28/96	Dallas	76,347	17	27	L
1996*	10-6	AFC Wild Card Game	12/29/96	Indianapolis	58,078	42	14	W
		AFC Divisional Playoff	1/5/97	at New England	60,188	3	28	L
1997*	11-5	AFC Divisional Playoff	1/3/98	New England	61,228	7	6	W
		AFC Championship	1/11/98	Denver	61,382	21	24	L
2001*	13-3	AFC Divisional Playoff	1/20/02	Baltimore	63,976	27	10	W
		AFC Championship	1/27/02	New England	64,704	17	24	L
2002*	10-5-1	AFC Wild Card Game	1/5/03	Cleveland	62,595	36	33	W
		AFC Divisional Playoff	1/11/03	at Tennessee	68,809	31	34	L

* Division Champion + AFC Champion

PLAYOFF BERTHS SINCE 1970 MERGER

Dallas	23
Miami	21
Minnesota	21
San Francisco	21
PITTSBURGH	20
Oakland	18
St. Louis	18
Denver	15
Philadelphia	14
Tennessee	14
Washington	14

CONSECUTIVE PLAYOFF VICTORIES

Green Bay (1961-62, 1965-67)	9
PITTSBURGH (1974-76)	7
San Francisco (1988-90)	7
Dallas (1992-94)	7
Denver (1997-1998)	7



DIVISION TITLES SINCE 1970 MERGER

San Francisco	17
PITTSBURGH	16
Dallas	16
Minnesota	14
Miami	12
Oakland	12
St. Louis	11
Denver	9
Buffalo	7

STEELERS PRESEASON RESULTS

2003 (1-3)			Pitt. vs. New York Jets at Pittsburgh	17-13
Pitt. vs. Detroit at Detroit	13-26		Pitt. vs. New York Giants at New York	23-17
Pitt. vs. Philadelphia at Pittsburgh	16-21		Pitt. vs. Washington at Pittsburgh	3-10
Pitt. vs. Dallas at Pittsburgh	15-14		Pitt. vs. Minnesota at Minneapolis	13-30
Pitt. vs. Carolina at Carolina	14-21			
2002 (2-2)			1992 (2-2)	
Pitt. vs. New York Jets at Pittsburgh	6-16		Pitt. vs. Philadelphia at Pittsburgh	33-35
Pitt. vs. Washington at Washington	34-35		Pitt. vs. New Orleans at New Orleans	0-26
Pitt. vs. Detroit at Detroit	34-22		Pitt. vs. Chicago at Chicago	26-17
Pitt. vs. Minnesota at Pittsburgh	17-14		Pitt. vs. New York Giants at Pittsburgh	24-3
2001 (3-1)			1991 (2-2)	
Pitt. vs. Atlanta at Atlanta	17-16		Pitt. vs. Washington at Pittsburgh	16-7
Pitt. vs. Minnesota at Minnesota	10-24		Pitt. vs. Minnesota at Minnesota	24-34
Pitt. vs. Detroit at Pittsburgh	20-7		Pitt. vs. Philadelphia at Philadelphia	20-21
Pitt. vs. Buffalo at Pittsburgh	20-0		Pitt. vs. Detroit at Detroit	16-3
2000 (3-2)			1990 (2-2)	
Pitt. vs. Dallas at Dallas	38-10		Pitt. vs. New England at Montreal	30-14
Pitt. vs. Miami at Pittsburgh	13-10		Pitt. vs. Washington at Washington	24-27
Pitt. vs. Carolina at Pittsburgh	13-0		Pitt. vs. Dallas at Dallas	9-20
Pitt. vs. Indianapolis at Mexico City	23-24		Pitt. vs. Philadelphia at Pittsburgh	20-10
Pitt. vs. Washington at Washington	10-17		1989 (2-2)	
1999 (1-3)			Pitt. vs. Washington at Pittsburgh	14-21
Pitt. vs. Chicago at Pittsburgh	30-23		Pitt. vs. Cleveland at Cleveland	24-21
Pitt. vs. Carolina at Carolina	13-20		Pitt. vs. Philadelphia at Philadelphia	14-38
Pitt. vs. Washington at Pittsburgh	14-27		Pitt. vs. New York Giants at New York	13-10
Pitt. vs. Buffalo at Buffalo	14-16		1988 (3-1)	
1998 (3-2)			Pitt. vs. Washington at Washington	44-31
Pitt. vs. Tampa Bay at Canton	6-30		Pitt. vs. Philadelphia at Pittsburgh	21-16
Pitt. vs. Buffalo at Pittsburgh	24-13		Pitt. vs. New York Giants at New York	17-28
Pitt. vs. Philadelphia at Philadelphia	17-21		Pitt. vs. New Orleans at New Orleans	31-28
Pitt. vs. Atlanta at Morgantown, W.Va.	28-22		1987 (0-4)	
Pitt. vs. Carolina at Pittsburgh	38-24		Pitt. vs. Washington at Washington	17-23
1997 (5-0)			Pitt. vs. Chicago at Chicago	14-50
Pitt. vs. Chicago at Dublin	30-17		Pitt. vs. New Orleans at New Orleans	28-31
Pitt. vs. Kansas City at Kansas City	28-14		Pitt. vs. New York Giants at Pittsburgh	20-26
Pitt. vs. Philadelphia at Pittsburgh	42-26		1986 (1-3)	
Pitt. vs. Detroit at Pittsburgh	28-20		Pitt. vs. Chicago at Pittsburgh	13-23
Pitt. vs. Carolina at Carolina	27-19		Pitt. vs. Washington at Washington	(ot) 24-27
1996 (2-3)			Pitt. vs. Dallas at Dallas	41-28
Pitt. vs. San Diego at Tokyo	10-20		Pitt. vs. New York Giants at New York	3-17
Pitt. vs. St. Louis at Pittsburgh	16-10		1985 (1-3)	
Pitt. vs. Green Bay at Green Bay	17-24		Pitt. vs. Tampa Bay at Tampa	42-27
Pitt. vs. Tampa Bay at Pittsburgh	13-3		Pitt. vs. Minnesota at Minneapolis	34-41
Pitt. vs. Philadelphia at Philadelphia	19-20		Pitt. vs. St. Louis at St. Louis	6-14
1995 (1-3)			Pitt. vs. New York Giants at Pittsburgh	14-24
Pitt. vs. Buffalo at Buffalo	31-10		1984 (3-1)	
Pitt. vs. Green Bay at Pittsburgh	13-36		Pitt. vs. Cleveland at Cleveland	31-14
Pitt. vs. Tampa Bay at Tampa Bay	7-20		Pitt. vs. Philadelphia at Pittsburgh	20-17
Pitt. vs. Philadelphia at Pittsburgh	6-16		Pitt. vs. Dallas at Dallas	20-10
1994 (1-3)			Pitt. vs. New York Giants at New York	9-16
Pitt. vs. Miami at Miami	14-24		1983 (4-1)	
Pitt. vs. L.A. Raiders at Pittsburgh	29-17		Pitt. vs. New Orleans at Canton	27-14
Pitt. vs. Indianapolis at Pittsburgh	14-17		Pitt. vs. New England at Knoxville	27-16
Pitt. vs. Washington at Washington	21-22		Pitt. vs. New York Giants at Pittsburgh	13-22
1993 (2-3)			Pitt. vs. Dallas at Dallas	24-7
Pitt. vs. San Francisco at Barcelona	14-21		Pitt. vs. Philadelphia at Philadelphia	10-3



STEELERS PRESEASON RESULTS

1982(4-0)

Pitt. vs. New England at Knoxville	24-20
Pitt. vs. New York Giants at New York	13-10
Pitt. vs. Baltimore at Pittsburgh	37-15
Pitt. vs. Philadelphia at Pittsburgh	27-24

1981(2-2)

Pitt. vs. Cleveland at Cleveland	35-31
Pitt. vs. Philadelphia at Philadelphia	20-36
Pitt. vs. Dallas at Dallas	14-24
Pitt. vs. New York Giants at Pittsburgh	31-6

1980(3-1)

Pitt. vs. New York Giants at New York	13-0
Pitt. vs. Atlanta at Atlanta	17-14
Pitt. vs. New York Jets at Pittsburgh	13-20
Pitt. vs. Dallas at Dallas	31-10

1979(3-1)

Pitt. vs. Buffalo at Buffalo	15-7
Pitt. vs. New York Giants at Pittsburgh	10-3
Pitt. vs. New York Jets at New York	27-14
Pitt. vs. Dallas at Dallas	14-16

1978(2-2)

Pitt. vs. Baltimore at Baltimore	22-10
Pitt. vs. Atlanta at Pittsburgh	13-7
Pitt. vs. New York Giants at New York	6-13
Pitt. vs. Dallas at Dallas	13-16

1977(3-3)

Pitt. vs. Buffalo at Pittsburgh	28-24
Pitt. vs. Kansas City at Kansas City	21-23
Pitt. vs. New York Jets at New York	26-13
Pitt. vs. New England at New England	10-13
Pitt. vs. Philadelphia at Pittsburgh	21-13
Pitt. vs. Dallas at Dallas	0-30

1976(5-2)

Pitt. vs. All Stars at Chicago	24-0
Pitt. vs. New Orleans at New Orleans	24-14
Pitt. vs. Philadelphia at Philadelphia	14-7
Pitt. vs. Washington at Washington	27-7
Pitt. vs. New York Giants at Pittsburgh	0-17
Pitt. vs. Dallas at Dallas	10-20
Pitt. vs. New York Jets at Pittsburgh	41-6

1975(3-4)

Pitt. vs. All Stars at Chicago	21-14
Pitt. vs. Philadelphia at Pittsburgh	14-17
Pitt. vs. Oakland at Berkeley	21-24
Pitt. vs. Baltimore at Baltimore	31-10
Pitt. vs. New York Giants at Princeton	7-24
Pitt. vs. New Orleans at Pittsburgh	24-13
Pitt. vs. Dallas at Dallas	16-17

1974(6-0)

Pitt. vs. New Orleans at New Orleans	26-7
Pitt. vs. Chicago at Pittsburgh	50-21
Pitt. vs. Philadelphia at Philadelphia	(ot) 33-30
Pitt. vs. New York Giants at Pittsburgh	17-7
Pitt. vs. Washington at Washington	21-19
Pitt. vs. Dallas at Dallas	41-15

1973(4-2)

Pitt. vs. Baltimore at Pittsburgh	34-7
---	------

Pitt. vs. Minnesota at Bloomington	6-10
Pitt. vs. Philadelphia at Pittsburgh	17-3
Pitt. vs. New York Giants at New York	24-29
Pitt. vs. Green Bay at Green Bay	30-22
Pitt. vs. Atlanta at Pittsburgh	19-0

1972(4-1-1)

Pitt. vs. New York Giants at Pittsburgh	28-10
Pitt. vs. New York Jets at Seattle	22-3
Pitt. vs. Atlanta at Atlanta	31-17
Pitt. vs. Baltimore at Tampa	13-16
Pitt. vs. New Orleans at Memphis	56-7
Pitt. vs. Washington at Pittsburgh	10-10

1971(3-2-0)

Pitt. vs. Green Bay at Green Bay	16-13
Pitt. vs. Cincinnati at Cincinnati	13-20
Pitt. vs. Minnesota at Pittsburgh	21-26
Pitt. vs. New York Jets at Cleveland	35-21
Pitt. vs. New York Giants at New York	20-3

1970(4-1-0)

Pitt. vs. Miami at Jacksonville	10-16
Pitt. vs. Minnesota at Bloomington	20-13
Pitt. vs. New York Giants at Pittsburgh	21-6
Pitt. vs. Boston at Shreveport	31-3
Pitt. vs. Oakland at Oakland	20-6

1969(2-3-0)

Pitt. vs. St. Louis at Norfolk, Va.	12-27
Pitt. vs. New Orleans at Baton Rouge, La.	34-24
Pitt. vs. Cincinnati at Pittsburgh	13-23
Pitt. vs. Green Bay at Green Bay	19-31
Pitt. vs. New York Giants at Montreal	17-13

1968(1-4-0)

Pitt. vs. St. Louis at St. Louis	7-24
Pitt. vs. San Diego at San Diego	36-33
Pitt. vs. Cincinnati at Morgantown, W. Va.	31-9

Pitt. vs. Green Bay at Milwaukee	17-21
Pitt. vs. Washington at Norfolk, Va.	17-24

1967(2-3-0)

Pitt. vs. Green Bay at Green Bay	20-31
Pitt. vs. New Orleans at Baton Rouge, La.	17-20
Pitt. vs. St. Louis at Nashville	24-13
Pitt. vs. San Diego at San Diego	16-7
Pitt. vs. Washington at Norfolk, Va.	10-16

1966(1-4-0)

Pitt. vs. New York Giants at Ithaca, NY	14-16
Pitt. vs. Minnesota at Portland	6-35
Pitt. vs. San Francisco at Portland	34-17
Pitt. vs. Green Bay at Green Bay	6-17
Pitt. vs. Cleveland at Birmingham, Ala.	10-14

1965(0-5-0)

Pitt. vs. Minnesota at Atlanta	21-31
Pitt. vs. New York Giants at New Haven, Ct.	7-16
Pitt. vs. Baltimore at Atlanta	10-38
Pitt. vs. San Francisco at Providence	9-23
Pitt. vs. Cleveland at Akron	16-28

STEELERS VS. NFL OPPONENTS

(ALL-TIME RECORD: 492-496-21)

ARIZONA CARDINALS

Steelers won 32, lost 22, tied 3 (Home: 21-8-1, Road: 11-14-2)

STEELERS	CARDINALS		STEELERS	CARDINALS		STEELERS	CARDINALS	
1933	14	13 [W]	1954 h	20	17 [W]	1964	30	34 [L]
1935 h	17	13 [W]	1955 h	14	7 [W]	1964 h	20	21 [L]
1936	6	14 [L]	1955	13	27 [L]	1965 h	7	20 [L]
1937 h	7	13 [L]	1956 h	14	7 [W]	1965	17	21 [L]
1939 h	0	10 [L]	1956	27	38 [L]	1966 h	30	9 [W]
1940 h	7	7 [T]	1957 h	29	20 [W]	1966	3	6 [L]
1942 h	19	3 [W]	1957	27	2 [W]	1967 h	14	28 [L]
1943 h	34	13 [W]	1958	27	20 [W]	1967	14	14 [T]
1945 h	23	0 [W]	1958 h	38	21 [W]	1968	28	28 [T]
1946 h	14	7 [W]	1959	24	45 [L]	1968 h	10	20 [L]
1948 h	7	24 [L]	1959 h	35	20 [W]	1969 h	14	27 [L]
1950	28	17 [W]	1960 h	27	14 [W]	1969	10	47 [L]
1950 h	28	7 [W]	1960	7	38 [L]	1972	25	19 [W]
1951	28	14 [W]	1961 h	30	27 [W]	1979	24	21 [W]
1952	34	28 [W]	1961	0	20 [L]	1985 h	23	10 [W]
1952 h	17	14 [W]	1962	26	17 [W]	1988	14	31 [L]
1953 h	31	28 [W]	1962 h	19	7 [W]	1994	17	20 ot [L]
1953	21	17 [W]	1963 h	23	10 [W]	1997	26	20 ot [W]
1954	14	17 [L]	1963	23	24 [L]	2003 h	28	15 [W]

Franchise moved from Chicago to St. Louis after 1959 season.

Franchise moved from St. Louis to Phoenix after 1987 season.

ATLANTA FALCONS

Steelers won 11, lost 1, tied 1 (Home: 5-0-1, Road: 6-1)

STEELERS	FALCONS		STEELERS	FALCONS		STEELERS	FALCONS	
1966	57	33 [W]	1981	34	20 [W]	1993	45	17 [W]
1968	41	21 [W]	1984 h	35	10 [W]	1996	20	17 [W]
1970	16	27 [L]	1987	28	12 [W]	1999 h	13	9 [W]
1974 h	24	17 [W]	1990 h	21	9 [W]	2002 h	34	34 ot [T]
1978 h	31	7 [W]						

BALTIMORE RAVENS

Steelers won 12, lost 5 (Home: 6-3, Road: 6-2)

STEELERS	RAVENS		STEELERS	RAVENS		STEELERS	RAVENS	
1996 h	31	17 [W]	1999	23	20 [W]	2001 h*	27	10 [W]
1996	17	31 [L]	1999 h	24	31 [L]	2002	31	18 [W]
1997	42	34 [W]	2000 h	0	16 [L]	2002 h	34	31 [W]
1997 h	37	0 [W]	2000	9	6 [W]	2003 h	34	15 [W]
1998	20	13 [W]	2001 h	10	13 [L]	2003	10	13 ot [L]
1998 h	16	6 [W]	2001	26	21 [W]			

BUFFALO BILLS

Steelers won 11, lost 9 (Home: 8-2, Road: 3-7)

STEELERS	BILLS		STEELERS	BILLS		STEELERS	BILLS	
1970 h	23	10 [W]	1982	0	13 [L]	1993 h	23	0 [W]
1972	38	21 [W]	1985 h	30	24 [W]	1994 h	23	10 [W]
1974 h*	32	14 [W]	1986	12	16 [L]	1995 h*	40	21 [W]
1975 h	21	30 [L]	1988	28	36 [L]	1996 h	24	6 [W]
1978	28	17 [W]	1991	34	52 [L]	1999	21	24 [L]
1979 h	28	0 [W]	1992	20	28 [L]	2001	20	3 [W]
1980	13	28 [L]	1992 h*	3	24 [L]			

CAROLINA PANTHERS

Steelers won 2, lost 1 (Home: 2-0, Road: 0-1)

STEELERS	PANTHERS		STEELERS	PANTHERS		STEELERS	PANTHERS	
1996	14	18 [L]	1999 h	30	20 [W]	2002 h	30	14 [W]

STEELERS VS. NFL OPPONENTS

CHICAGO BEARS

Steelers won 6, lost 19, tied 1 (Home: 5-8-1, Road: 1-11)

STEELERS			BEARS			STEELERS			BEARS			STEELERS			BEARS		
1934 h	0	28	[L]	1944 h	7	49	[L]	1971	15	17							
1935 h	7	23	[L]	1945 h	7	28	[L]	1975 h	34	3					[W]		
1936 h	9	27	[L]	1947	7	49	[L]	1980 h	38	3					[W]		
1936	6	26	[L]	1949	21	30	[L]	1986	10	13	ot				[L]		
1937 h	0	7	[L]	1958 h	24	10	[W]	1989 h	0	20					[L]		
1939 h	0	32	[L]	1959	21	27	[L]	1992	6	30					[L]		
1941	7	34	[L]	1963 h	17	17	[T]	1995	37	34	ot				[W]		
1943	21	48	[L]	1967 h	41	13	[W]	1998 h	17	12					[W]		
1944	7	34	[L]	1969	7	38	[L]										

CINCINNATI BENGALS

Steelers won 39, lost 28 (Home: 23-11, Road: 16-17)

STEELERS			BENGALS			STEELERS			BENGALS			STEELERS			BENGALS		
1970	h	21	10	[W]	1981	h	10	17	[L]	1993	h	34	7	[W]			
1970		7	34	[L]	1982	h	26	20	ot [W]	1993		24	16	[W]			
1971	h	21	10	[W]	1983		24	14	[W]	1994	h	14	10	[W]			
1971		21	13	[W]	1983	h	10	23	[L]	1994		38	15	[W]			
1972		10	15	[L]	1984	h	38	17	[W]	1995		9	27	[L]			
1972	h	40	17	[W]	1984		20	22	[L]	1995	h	49	31	[W]			
1973		7	19	[L]	1985	h	24	37	[L]	1996		20	10	[W]			
1973	h	20	13	[W]	1985		21	26	[L]	1996		24	34	[L]			
1974		10	17	[L]	1986		22	24	[L]	1997		26	10	[W]			
1974	h	27	3	[W]	1986	h	30	9	[W]	1997	h	20	3	[W]			
1975		30	24	[W]	1987	h	23	20	[W]	1998		20	25	[L]			
1975	h	35	14	[W]	1987		30	16	[W]	1998	h	24	25	[L]			
1976	h	23	6	[W]	1988	h	12	17	[L]	1999		17	3	[W]			
1976		7	3	[W]	1988		7	42	[L]	1999	h	20	27	[L]			
1977	h	20	14	[W]	1989		10	41	[L]	2000	h	15	0	[W]			
1977		10	17	[L]	1989	h	16	26	[L]	2000		48	28	[W]			
1978		28	3	[W]	1990		3	27	[L]	2001	h	16	7	[W]			
1978	h	7	6	[W]	1990	h	12	16	[L]	2001		23	26	ot [L]			
1979		10	34	[L]	1991		33	27	ot [W]	2002		34	7	[W]			
1979	h	37	17	[W]	1991	h	17	10	[W]	2002	h	29	21	[W]			
1980		28	30	[L]	1992	h	20	0	[W]	2003		17	10	[W]			
1980	h	16	17	[L]	1992		21	9	[W]	2003	h	20	24	[L]			
1981		7	34	[L]													

CLEVELAND BROWNS

Steelers won 49, lost 55 (Home: 32-21, Road: 17-34)

STEELERS			BROWNS			STEELERS			BROWNS			STEELERS			BROWNS																																																																																																																																																																																																																																																																																																																																																																																																																																																																																																																																																																																																																																																																																																																																																																																																																																																																																																																																																																																																																																																																																																																																																																																																																																																																																																																																																																																											
1950	h	17				1964		23				1978	h	15																																																																																																																																																																																																																																																																																																																																																																																																																																																																																																																																																																																																																																																																																																																																																																																																																																																																																																																																																																																																																																																																																																																																																																																																																																																																																																																																																																																												



STEELERS VS. NFL OPPONENTS

CLEVELAND BROWNS (Continued)

STEELERS	BROWNS		STEELERS	BROWNS		STEELERS	BROWNS	
1992	9	17 [L]	1995 h	20	3 [W]	2001 h	28	7 [W]
1992 h	23	13 [W]	1995	20	17 [W]	2002 h	16	13 ot [W]
1993	23	28 [L]	1999	43	0 [W]	2002	23	20 [W]
1993 h	16	9 [W]	1999 h	15	16 [L]	2002 h*	36	33 [W]
1994	17	10 [W]	2000	20	23 [L]	2003 h	13	33 [L]
1994 h	17	7 [W]	2000 h	22	0 [W]	2003	13	6 [W]
1994 h*	29	9 [W]	2001	15	12 ot [W]			

DALLAS COWBOYS

Steelers won 13, lost 15 (Home: 6-6, Road: 5-8, Neutral: 2-1)

STEELERS	COWBOYS		STEELERS	COWBOYS		STEELERS	COWBOYS	
1960	35	28 [W]	1965 h	22	13 [W]	1978**	35	31 [W]
1961	24	27 [L]	1965	17	24 [L]	1979 h	14	3 [W]
1961 h	37	7 [W]	1966	21	52 [L]	1982	36	28 [W]
1962	30	28 [W]	1966 h	7	20 [L]	1985	13	27 [L]
1962 h	27	42 [L]	1967 h	21	24 [L]	1988 h	24	21 [W]
1963 h	27	21 [W]	1968	7	28 [L]	1991	10	20 [L]
1963	24	19 [W]	1969 h	7	10 [L]	1994 h	9	26 [L]
1964 h	23	17 [W]	1972	13	17 [L]	1995**	17	27 [L]
1964	14	17 [L]	1975**	21	17 [W]	1997 h	7	37 [L]
			1977 h	28	13 [W]			

DENVER BRONCOS

Steelers won 8, lost 14, tied 1 (Home: 5-6, Road: 3-8-1)

STEELERS	BRONCOS		STEELERS	BRONCOS		STEELERS	BRONCOS	
1970	13	16 [L]	1978 h*	33	10 [W]	1989*	23	24 [L]
1971 h	10	22 [L]	1979 h	42	7 [W]	1990	34	17 [W]
1973 h	13	23 [L]	1983 h	10	14 [L]	1991	13	20 [L]
1974	35	35 ot [T]	1984*	24	17 [W]	1993	13	37 [L]
1975 h	20	9 [W]	1985 h	23	31 [L]	1997 h	35	24 [W]
1977	7	21 [L]	1986 h	10	21 [L]	1997 h**	21	24 [L]
1977*	21	34 [L]	1988 h	39	21 [W]	2003	14	17 [L]
1978	21	17 [W]	1989	7	34 [L]			

DETROIT LIONS

Steelers won 14, lost 17, tied 1 (Home: 10-3-1, Road: 4-13, Neutral: 0-1)

STEELERS	LIONS		STEELERS	LIONS		STEELERS	LIONS	
1934	7	40 [L]	1948	14	17 [L]	1966 h	17	3 [W]
1936	3	28 [L]	1949 h	14	7 [W]	1967	24	14 [W]
1937	3	7 [L]	1950	7	10 [L]	1969 h	16	13 [W]
1938	7	16 [L]	1952 h	6	31 [L]	1973 h	24	10 [W]
1940	10	7 [W]	1953	21	38 [L]	1983	3	45 [L]
1942	35	7 [W]	1955 h	28	31 [L]	1986 h	27	17 [W]
1943 h	35	34 [W]	1956	7	45 [L]	1989	23	3 [W]
1944 h	6	27 [L]	1959 h	10	10 [T]	1992 h	17	14 [W]
1944	7	21 [L]	1962	7	45 [L]	1995 h	23	20 [W]
1946	7	17 [L]	1962	10	17 [L]	1998	16	19 ot [L]
1947 h	17	10 [W]	(Playoff Bowl)			2001 h	47	14 [W]

GREEN BAY PACKERS

Steelers won 12, lost 21 (Home: 6-8, Road: 6-13)

STEELERS	PACKERS		STEELERS	PACKERS		STEELERS	PACKERS	
1933	0	47 [L]	1946	7	17 [L]	1965 h	9	41 [L]
1935	0	27 [L]	1947	18	17 [W]	1967	24	17 [W]
1935 h	14	34 [L]	1948 h	38	7 [W]	1969 h	34	38 [L]
1936	10	42 [L]	1949	30	7 [W]	1970 h	12	20 [L]
1938	0	20 [L]	1951	33	35 [L]	1975	16	13 [W]
1940	3	24 [L]	1951 h	28	7 [W]	1980 h	22	20 [W]
1941 h	7	54 [L]	1953 h	31	14 [W]	1983	25	21 [W]
1942	21	24 [L]	1954	21	20 [W]	1986 h	27	3 [W]
1943 h	28	38 [L]	1957 h	10	27 [L]	1992	3	17 [L]
1944	7	34 [L]	1960 h	13	19 [L]	1995	19	24 [L]
1944 h	20	35 [L]	1963	14	33 [L]	1998 h	27	20 [W]



STEELERS VS. NFL OPPONENTS

HOUSTON TEXANS

Steelers won 0, lost 1 (Home: 0-1, Road: 0-0)

STEELERS	TEXANS	
2002 h 6	24	[L]

INDIANAPOLIS COLTS

Steelers won 17, lost 4 (Home: 12-1, Road: 5-3)

STEELERS	COLTS		STEELERS	COLTS		STEELERS	COLTS	
1950 h 17	7	[W]	1978 h 35	13	[W]	1992 h 30	14	[W]
1957 19	13	[W]	1979 h 17	13	[W]	1994 h 31	21	[W]
1968 h 7	41	[L]	1980 20	17	[W]	1995 h** 20	16	[W]
1971 21	34	[L]	1983 24	13	[W]	1996 h* 42	14	[W]
1974 h 30	0	[W]	1984 16	17	[L]	1997 h 24	22	[W]
1975 h* 28	10	[W]	1985 h 45	3	[W]	2002 h 28	10	[W]
1976* 40	14	[W]	1987 h 21	7	[W]			
1977 21	31	[L]	1991 21	3	[W]			

Franchise moved from Baltimore to Indianapolis after 1983 season.

JACKSONVILLE JAGUARS

Steelers won 7, lost 8 (Home: 5-2, Road: 2-6)

STEELERS	JAGUARS		STEELERS	JAGUARS		STEELERS	JAGUARS	
1995 16	20	[L]	1998 h 30	15	[W]	2001 3	21	[L]
1995 h 24	7	[W]	1998 3	21	[L]	2001 h 20	7	[W]
1996 9	24	[L]	1999 h 3	17	[L]	2002 25	23	[W]
1996 h 28	3	[W]	1999 6	20	[L]			
1997 21	30	[L]	2000 23	13	[W]			
1997 h 23	17	ot [W]	2000 h 24	34	[L]			

KANSAS CITY CHIEFS

Steelers won 16, lost 9 (Home: 7-4, Road: 9-5)

STEELERS	CHIEFS		STEELERS	CHIEFS		STEELERS	CHIEFS	
1970 h 14	31	[L]	1981 h 33	37	[L]	1992 27	3	[W]
1971 16	38	[L]	1982 h 35	14	[W]	1993* 24	27	ot [L]
1972 h 16	7	[W]	1984 h 27	37	[L]	1996 17	7	[W]
1974 34	24	[W]	1985 36	28	[W]	1997 10	13	[L]
1975 h 28	3	[W]	1986 h 19	24	[L]	1998 20	13	[W]
1976 45	0	[W]	1987 17	16	[W]	1999 19	35	[L]
1978 h 27	24	[W]	1988 h 16	10	[W]	2001 20	17	[W]
1979 30	3	[W]	1989 h 23	17	[W]	2003 20	41	[L]
1980 h 21	16	[W]						

MIAMI DOLPHINS

Steelers won 8, lost 11 (Home: 5-3, Road: 3-8)

STEELERS	DOLPHINS		STEELERS	DOLPHINS		STEELERS	DOLPHINS	
1971 21	24	[L]	1984 h 7	31	[L]	1993 21	20	[W]
1972 h** 17	21	[L]	1984** 28	45	[L]	1994 h 16	13	ot [W]
1973 26	30	[L]	1985 20	24	[L]	1995 10	23	[L]
1976 h 14	3	[W]	1987 24	35	[L]	1996 24	17	[W]
1979 h* 34	14	[W]	1988 h 40	24	[W]	1998 0	21	[L]
1980 h 23	10	[W]	1989 34	14	[W]			
1981 10	30	[L]	1990 h 6	28	[L]			

MINNESOTA VIKINGS

Steelers won 6, lost 8 (Home: 4-4, Road: 1-4, Neutral: 1-0)

STEELERS	VIKINGS		STEELERS	VIKINGS		STEELERS	VIKINGS	
1962 h 39	31	[W]	1974*** 16	6	[W]	1989 h 27	14	[W]
1964 10	30	[L]	1976 6	17	[L]	1992 h 3	6	[L]
1967 h 27	41	[L]	1980 23	17	[W]	1995 h 24	44	[L]
1969 14	52	[L]	1983 h 14	17	[L]	2001 h 21	16	[W]
1972 h 23	10	[W]	1986 7	31	[L]			



STEELERS VS. NFL OPPONENTS

NEW ENGLAND PATRIOTS

Steelers won 12, lost 7 (Home: 9-5, Road: 3-2)

STEELERS	PATRIOTS		STEELERS	PATRIOTS		STEELERS	PATRIOTS	
1972 h	33	[W]	1983 h	23	[L]	1996*	3	28 [L]
1974	21	[W]	1986 h	0	34 [L]	1997	24	21 ot [W]
1976 h	27	[L]	1989 h	28	10 [W]	1997 h*	7	6 [W]
1979	16	13 ot [W]	1990 h	24	3 [W]	1998 h	9	23 [L]
1981 h	27	21 ot [W]	1991 h	20	6 [W]	2001 h*	17	24 [L]
1982 h	37	14 [W]	1993 h	17	14 [W]	2002	14	30 [L]
1983 h	23	28 [L]	1995 h	41	27 [W]			

NEW ORLEANS SAINTS

Steelers won 6, lost 6 (Home: 2-2, Road: 4-4)

STEELERS	SAINTS		STEELERS	SAINTS		STEELERS	SAINTS	
1967	14	[W]	1974	28	7 [W]	1987 h	16	20 [L]
1968 h	12	16 [L]	1978 h	20	14 [W]	1990	9	6 [W]
1968	14	24 [L]	1981	20	6 [W]	1993 h	37	14 [W]
1969	24	27 [L]	1984	24	27 [L]	2002	29	32 [L]

NEW YORK GIANTS

Steelers won 28, lost 45, tied 3 (Home: 14-21-3, Road: 14-24)

STEELERS	GIANTS		STEELERS	GIANTS		STEELERS	GIANTS	
1933 h	2	23 [L]	1947	38	21 [W]	1960	24	27 [L]
1933	3	27 [L]	1947 h	24	7 [W]	1961 h	14	17 [L]
1934 h	12	14 [L]	1948	27	34 [L]	1961	21	42 [L]
1934	7	17 [L]	1948 h	38	28 [W]	1962 h	27	31 [L]
1935 h	7	42 [L]	1949 h	28	7 [W]	1962	20	17 [W]
1935	0	13 [L]	1949	21	17 [W]	1963 h	31	0 [W]
1936 h	10	7 [W]	1950 h	7	18 [L]	1963	17	33 [L]
1937 h	7	10 [L]	1950	17	6 [W]	1964 h	27	24 [W]
1937	0	17 [L]	1951 h	13	13 [T]	1964	44	17 [W]
1938 h	14	27 [L]	1951	0	14 [L]	1965 h	13	23 [L]
1938	13	10 [W]	1952 h	63	7 [W]	1965	10	35 [L]
1939 h	7	14 [L]	1953 h	24	14 [W]	1966 h	34	34 [T]
1939	7	23 [L]	1953	14	10 [W]	1966	47	28 [W]
1940 h	10	10 [T]	1954 h	6	30 [L]	1967 h	24	27 [L]
1940	0	12 [L]	1954	3	24 [L]	1967	20	28 [L]
1941 h	10	37 [L]	1955 h	30	23 [W]	1968 h	20	34 [L]
1941	7	28 [L]	1955	19	17 [W]	1969	7	10 [L]
1942 h	13	10 [W]	1956	10	38 [L]	1969 h	17	21 [L]
1942	17	9 [W]	1956 h	14	17 [L]	1971 h	17	13 [W]
1943 h	28	14 [W]	1957	0	35 [L]	1976	27	0 [W]
1943	14	42 [L]	1957 h	21	10 [W]	1985	10	28 [L]
1944	0	23 [L]	1958	6	17 [L]	1991 h	20	23 [L]
1945 h	6	34 [L]	1958 h	31	10 [W]	1994	10	6 [W]
1945	21	7 [W]	1959 h	16	21 [L]	2000	10	30 [L]
1946 h	14	17 [L]	1959	14	9 [W]			
1946	0	7 [L]	1960 h	17	19 [L]			

NEW YORK JETS

Steelers won 14, lost 2 (Home: 5-0, Road: 9-2)

STEELERS	JETS		STEELERS	JETS		STEELERS	JETS	
1970 h	21	17 [W]	1983	34	7 [W]	1990	24	7 [W]
1973 h	26	14 [W]	1984	23	17 [W]	1992 h	27	10 [W]
1975	20	7 [W]	1986	45	24 [W]	2000	20	3 [W]
1977	23	20 [W]	1988	20	24 [L]	2001 h	18	7 [W]
1978	28	17 [W]	1989	13	0 [W]	2003	0	6 [L]
1981 h	38	10 [W]						

OAKLAND RAIDERS

Steelers won 10, lost 11 (Home: 5-4, Road: 5-7)

STEELERS	RAIDERS		STEELERS	RAIDERS		STEELERS	RAIDERS	
1970	14	31 [L]	1975 h**	16	10 [W]	1984	13	7 [W]
1972 h	34	28 [W]	1976	28	31 [L]	1990	3	20 [L]
1972 h*	13	7 [W]	1976**	7	24 [L]	1994	21	3 [W]
1973	17	9 [W]	1977 h	7	16 [L]	1995	29	10 [W]
1973*	14	33 [L]	1980 h	34	45 [L]	2000 h	21	20 [W]
1974 h	0	17 [L]	1981	27	30 [L]	2002 h	17	30 [L]
1974**	24	13 [W]	1983*	10	38 [L]	2003 h	27	7 [W]

Franchise moved from Oakland to Los Angeles after 1981 season, and moved back to Oakland after 1994 season.

STEELERS VS. NFL OPPONENTS

PHILADELPHIA EAGLES

Steelers won 26, lost 46, tied 3 (Home: 17-19-1, Road: 8-25-2, Neutral: 1-2)

STEELERS	EAGLES		STEELERS	EAGLES		STEELERS	EAGLES	
1933	6	[L]	1947 h	0	[L]	1960	7	[L]
1934 h	0	[L]	(Eastern Conference Playoff)			1960 h	27	[W]
1934	9	[W]	1948 h	7	[L]	1961	16	[L]
1935	17	[W]	1948	0	[L]	1961 h	24	[L]
1935 h	6	[L]	1949 h	7	[L]	1962 h	13	[W]
1936 h	17	[W]	1949	17	[L]	1962	26	[W]
1936	6	[W]	1950 h	10	[L]	1963	21	[T]
1937 h	27	[W]	1950	9	[W]	1963 h	20	[T]
1937 h	16	[W]	1951 h	13	[L]	1964	7	[L]
1938 2	7	[L]	1951	17	[W]	1964 h	10	[L]
1938 3	7	[L]	1952 h	25	[L]	1965	20	[W]
1939	14	[L]	1952	21	[L]	1965 h	13	[L]
1939 h	24	[W]	1953	7	[L]	1966 h	14	[L]
1940 h	7	[W]	1953 h	7	[L]	1966	23	[L]
1940	0	[L]	1954	22	[L]	1967	24	[L]
1941 h	7	[L]	1955 h	13	[W]	1968 h	6	[W]
1941	7	[T]	1955	0	[L]	1969	27	[L]
1942 h	14	[L]	1956 h	21	[L]	1970	20	[L]
1942	14	[W]	1956	7	[L]	1974 h	27	[W]
1945 h	3	[L]	1957 h	6	[W]	1979	14	[L]
1945	6	[L]	1957	6	[L]	1988 h	26	[L]
1946 h	10	[W]	1958 h	24	[W]	1991	14	[L]
1946	7	[L]	1958	31	[W]	1994 h	14	[W]
1947 h	35	[W]	1959	24	[L]	1997	20	[L]
1947	0	[L]	1959 h	31	[W]	2000 h	23	[L]

1-Johnstown, Pa. 2-Buffalo, N.Y. 3-Charleston, W.V.

ST. LOUIS RAMS

Steelers won 6, lost 17, tied 2 (Home: 5-6-1, Road: 0-11-1, Neutral: 1-0)

STEELERS	RAMS		STEELERS	RAMS		STEELERS	RAMS	
1938	7	[L]	1955	26	[L]	1979***	31	[W]
1939	14	[T]	1956 h	30	[W]	1981 h	24	[W]
1941	14	[L]	1961	14	[L]	1984 h	24	[W]
1944 h	28	[L]	1964 h	14	[L]	1987	21	[L]
1944 h	6	[L]	1968	10	[L]	1990 h	41	[W]
1947 h	7	[L]	1971 h	14	[L]	1993	0	[L]
1948	14	[L]	1975	3	[L]	1996 h	42	[W]
1949 h	7	[T]	1978	7	[L]	2003 h	21	[L]
1952	14	[L]						

Franchise moved from Cleveland to Los Angeles after 1945 season.

Franchise moved to St. Louis after 1994 season.

SAN DIEGO CHARGERS

Steelers won 18, lost 7 (Home: 12-2, Road: 6-5)

STEELERS	CHARGERS		STEELERS	CHARGERS		STEELERS	CHARGERS	
1971 h	21	[W]	1983 h	26	[W]	1993 h	16	[W]
1972	24	[W]	1984 h	52	[W]	1994	34	[L]
1973 h	38	[W]	1985	44	[L]	1994 h**	13	[L]
1975	37	[W]	1987	20	[W]	1995 h	31	[W]
1976 h	23	[W]	1988	14	[L]	1996 h	16	[W]
1977	10	[W]	1989 h	20	[W]	2000	34	[W]
1979	7	[L]	1990 h	36	[W]	2003 h	40	[W]
1980	17	[L]	1991 h	26	[W]			
1982 h*	28	[L]	1992	23	[W]			

Franchise moved from Los Angeles to San Diego after 1960 season.

STEELERS VS. NFL OPPONENTS

SAN FRANCISCO 49ERS

Steelers won 8, lost 10 (Home: 3-5, Road: 5-5)

STEELERS	49ERS		STEELERS	49ERS		STEELERS	49ERS	
1951 h	24	[L]	1968 h	28	[L]	1987 h	30	[W]
1952	24	[W]	1973	37	[W]	1990	7	[L]
1954	3	[L]	1977 h	27	[W]	1993 h	13	[L]
1958	20	[L]	1978	24	[W]	1996 h	15	[L]
1961 h	20	[W]	1981 h	14	[L]	1999	27	[W]
1965	17	[L]	1984	20	[W]	2003	14	[L]

SEATTLE SEAHAWKS

Steelers won 6, lost 1 (Home: 3-2, Road: 1-6)

STEELERS	SEAHAWKS		STEELERS	SEAHAWKS		STEELERS	SEAHAWKS	
1977 h	30	[W]	1986	0	[L]	1994	13	[L]
1978 h	21	[W]	1987 h	13	[W]	1998 h	13	[W]
1981	21	[L]	1991 h	7	[L]	1999 h	10	[L]
1982	0	[L]	1992 h	20	[W]	2003	16	[L]
1983	27	[W]	1993	6	[L]			

TAMPA BAY BUCCANEERS

Steelers won 6, lost 1 (Home: 2-0, Road: 4-1)

STEELERS	BUCS		STEELERS	BUCS		STEELERS	BUCS	
1977 h	42	[W]	1989	31	[W]	2002	17	[W]
1980	24	[W]	1998	3	[L]			
1983 h	17	[W]	2001	17	[W]			

TENNESSEE TITANS

Steelers won 40, lost 29 (Home: 23-11, Road: 17-18)

STEELERS	TITANS		STEELERS	TITANS		STEELERS	TITANS	
1970 h	7	[L]	1980	0	[L]	1992	29	[W]
1970	7	[W]	1981 h	26	[W]	1992 h	21	[W]
1971 h	23	[W]	1981	20	[L]	1993	3	[L]
1971	3	[L]	1982	24	[W]	1993 h	17	[L]
1972 h	24	[W]	1983	40	[W]	1994 h	30	[W]
1972	9	[W]	1983 h	17	[W]	1994	12	[W]
1973	36	[W]	1984 h	35	[W]	1995	34	[W]
1973 h	33	[W]	1984	20	[L]	1995 h	21	[W]
1974	13	[W]	1985 h	20	[W]	1996 h	30	[W]
1974 h	10	[L]	1985	30	[W]	1996	13	[L]
1975 h	24	[W]	1986	22	[W]	1997 h	37	[W]
1975	32	[W]	1986 h	21	[W]	1997	6	[L]
1976 h	32	[W]	1987 h	3	[L]	1998 h	31	[L]
1976	21	[W]	1987	16	[L]	1998	14	[L]
1977	10	[L]	1988 h	14	[L]	1999	10	[L]
1977 h	27	[W]	1988	37	[W]	1999 h	36	[L]
1978 h	17	[L]	1989	0	[L]	2000 h	20	[L]
1978	13	[W]	1989 h	16	[L]	2000	7	[L]
1978 h**	34	[W]	1989*	26	[W]	2001 h	34	[W]
1979 h	38	[W]	1990 h	20	[W]	2001	34	[W]
1979	17	[L]	1990	14	[L]	2002	23	[L]
1979 h**	27	[W]	1991 h	26	[W]	2002*	31	[L]
1980 h	31	[W]	1991	6	[L]	2003	13	[L]

Franchise moved from Houston to Tennessee after the 1996 season.
Franchise changed name from Oilers to Titans after 1998 season.



STEELERS VS. NFL OPPONENTS

WASHINGTON REDSKINS

Steelers won 30, lost 43, tied 4 (Home: 18-22-1, Road: 12-21-3)

STEELERS	REDSKINS		STEELERS	REDSKINS		STEELERS	REDSKINS	
1933 h	6	[L]	1946 h	14	[W]	1959	27	[W]
1933	16	[W]	1947	26	[L]	1960	27	[T]
1934 h	0	[L]	1947 h	21	[W]	1960 h	22	[W]
1934	0	[L]	1948	14	[L]	1961 h	20	[W]
1935 h	6	[W]	1948 h	10	[W]	1961	30	[W]
1935	3	[L]	1949 h	14	[L]	1962 h	23	[W]
1936 h	10	[W]	1949	14	[L]	1962	27	[W]
1936	0	[L]	1950	26	[W]	1963 h	38	[W]
1937	20	[L]	1950 h	7	[L]	1963	34	[W]
1937 h	21	[W]	1951 h	7	[L]	1964 h	0	[L]
1938 h	0	[L]	1951	20	[W]	1964	14	[W]
1938	0	[L]	1952 h	24	[L]	1965 h	3	[L]
1939	14	[L]	1952	24	[W]	1965	14	[L]
1939 h	14	[L]	1953 h	9	[L]	1966 h	27	[L]
1940 h	10	[L]	1953	14	[W]	1966	10	[L]
1940	10	[L]	1954 h	37	[W]	1967 h	10	[L]
1941 h	20	[L]	1954	14	[L]	1968	13	[L]
1941	3	[L]	1955 h	14	[L]	1969 h	7	[L]
1942	14	[L]	1955	17	[L]	1973 h	21	[W]
1942 h	0	[L]	1956 h	30	[W]	1979 h	38	[W]
1943 h	14	[T]	1956	23	[W]	1985 h	23	[L]
1943	27	[W]	1957 h	28	[W]	1988	29	[L]
1944	20	[L]	1957	3	[L]	1991 h	14	[L]
1945 h	0	[L]	1958 h	24	[W]	1997 h	14	[W]
1945	0	[L]	1958	14	[T]	2000 h+	24	[W]
1946	14	[T]	1959 h	17	[L]			

Franchise moved from Boston to Washington after 1936 season.

*AFC Playoffs

**AFC Championship

***Super Bowl

+ Final Game at Three Rivers Stadium

STEELERS VS. NFC

	Home	Away	Overall		Home	Away	Overall
1970	0-1	0-2	0-3	1987	1-1	1-1	2-2
1971	1-1	0-1	1-2	1988	1-1	0-2	1-3
1972	1-0	1-1	2-1	1989	1-1	2-0	3-1
1973	2-0	1-0	3-0	1990	2-0	1-1	3-1
1974	2-0	1-0	4-0 *	1991	0-2	0-2	0-4
1975	1-0	1-1	3-1 *	1992	1-1	0-2	1-3
1976	0-0	1-1	1-1	1993	1-1	1-1	2-2
1977	2-0	0-0	2-0	1994	1-1	1-1	2-2
1978	2-0	1-1	4-1 *	1995	1-1	1-1	2-3 **
1979	2-0	1-1	4-1 *	1996	1-1	1-1	2-2
1980	2-0	2-0	4-0	1997	1-1	1-1	2-2
1981	1-1	2-0	3-1	1998	2-0	0-2	2-2
1982	0-0	1-0	1-0	1999	2-0	1-0	3-0
1983	1-1	1-1	2-2	2000	1-1	0-1	1-2
1984	2-0	1-1	3-1	2001	2-0	1-0	3-0
1985	1-1	0-2	1-3	2002	1-0-1	1-1	2-1-1
1986	2-0	0-2	2-2	2003	1-1	0-2	1-3
				TOTAL:	42-18-1	26-33	72-52-1

*Includes Super Bowl win

**Includes Super Bowl loss

STEELERS ALL-TIME DRAFTS

2004 — 11th overall (5 offensive, 3 defensive)

1. Roethlisberger, Ben (QB), Miami, OH. 2. Colclough, Ricardo (CB), Tusculum. 3. Starks, Max (OT), Florida. 5. Adibi, Nathaniel (LB), Virginia Tech. 6. Lacy, Bo (OT), Arkansas. 6. (from St. Louis) Kranchich, Matt (TE), Penn State. 6. (from N.E.) Caylor, Drew (C/LB), Stanford. 7. Taylor, Eric (DE), Memphis.

2003 — 16th overall (2 offensive, 3 defensive)

1. Polamalu, Troy (S), USC*. 2. Jackson, Alonzo (LB), Florida State. 4. Taylor, Ivan "Ike" (CB), Louisiana-Lafayette. 5. St. Pierre, Brian (QB), Boston College. 7. Wall, J.T. (FB), Georgia.

*Traded Up to 16th from 27th with Kansas City

2002 — 30th overall (4 offensive, 4 defensive)

1. Simmons, Kendall (OG), Auburn. 2. Randle El, Antwaan (WR), Indiana. 3. Hope, Chris (S), Florida State. 4. Foote, Larry (LB), Michigan. 5. Haynes, Vernon (FB), Georgia. 6. Mays, Lee (WR), Texas-El Paso. 7-a. Glover, LaVar (DB), Cincinnati (choice from Houston for signing of placekicker Kris Brown). 7-b. Keisel, Brett (DE), BYU.

2001 — 19th overall (3 offensive, 4 defensive)

1. Hampton, Casey (NT), Texas (choice from New York Jets in addition to Jets fourth and sixth-round choices for 16th overall). 2. Bell, Kendrell (LB), Georgia (choice from New England). 3. Forfeited. 4. Nkwenti, Mathias (OT), Temple. 5. Okobi, Chukky (C/G), Purdue. 6-a. Bailey, Rodney (DE), Ohio State. 6-b. Knight, Roger (LB), Wisconsin. 7. Taylor, Chris (WR), Texas A&M.

2000 — 8th overall (5 offensive, 4 defensive)

1. Burreas, Plaxico (WR), Michigan State. 2. Smith, Marvel (OT), Arizona State. 3-a. Clancy, Kendrick (DT), Mississippi. 3-b. Potratz, Hank (CB), Pittsburgh. 4. Farmer, Danny (WR), UCLA. 5-a. Haggans, Clark (LB), Colorado State. 5-b. Martin, Tee (QB), Tennessee (compensatory selection). 6-a. Combs, Chris (DE), Duke. 6-b. Gavdzia, Jason (TE), Kent (compensatory selection).

1999 — 13th overall (5 offensive, 1 kicker)

1. Edwards, Troy (WR), Louisiana Tech. 2. Shields, Scott (S), Weber State. 3-a. Porter, Joey (LB), Colorado State. 3-b. Farris, Kris (OT), UCLA. 3-c. Zereoue, Amos (RB), West Virginia (compensatory selection). 4. Smith, Aaron (DE), Northern Colorado. 5-a. Tuman, Jerome (TE), Michigan. 5-b. Johnson, Malcolm (WR), Notre Dame (compensatory selection). 7-a. Dingle, Antonio (DT), Virginia. 7-b. Kelsay, Chad (LB), Nebraska. 7-c. Brown, Kris (K), Nebraska.

1998 — 26th overall (5 offensive, 5 defensive)

1. Faneca, Alan (OG), Louisiana State. 2. Staat, Jeremy (DE), Arizona State (trade from Philadelphia through N.Y. Jets). 3-a. Conrad, Chris (OT) Fresno State. 3-b. Ward, Hines (WR) Georgia (compensatory selection). 4-a. Townsend, Deshaea (CB) Alabama. 4-b. King, Carlos (FB) N.C. State (compensatory selection). 5. Simmons, Jason (CB) Arizona State (trade with Atlanta). 6-a. Fuamatu-Ma'afala, Chris (FB) Utah. 6-b. Olson, Ryan (LB) Colorado (compensatory selection). 7. Rubio, Angel (DE) SE Missouri State (compensatory selection).

1997 — 24th overall (4 offensive, 4 defensive)

1. Scott, Chad (CB), Maryland. 2. Blackwell, Will (WR), San Diego State. 3-a. Wiggins, Paul (OL), Oregon. 3-b. Vrabiel, Mike (DE), Ohio State (compensatory selection). 4. Choice to St. Louis (Jerome Bettis, RB). 5-a. (choice from San Diego traded to San Diego). 5-b. Jones, George (RB), San Diego State. 6-a. Porter, Daryl (CB), Boston College. 6-b. Manuel, Rod (DE), Oklahoma (compensatory selection). 7-a. (choice from Kansas City traded to San Diego). 7-b. Adams, Mike (WR), Texas.

1996 — 29th overall (4 offensive, 5 defensive)

1. Stephens, Jamain (OT), North Carolina A&T. 2. Choice to St. Louis (Jerome Bettis, RB). 3-a. Conley, Steve (LB) Arkansas (choice from St. Louis). 3-b. Wiman, Jon (FB), Penn State. 4-a. Holmes, Earl (LB), Florida A&M. 4-b. Arnold, Jahime (WR), Fresno State (compensatory selection). 5. Raybon, Israel (DE), North Alabama. 6-a. Choice to San Diego. 6-b. Royce, Orpheus (DE), Florida State. 6-c. Fischer, Spence (QB), Duke (compensatory selection). 7. Emmons, Carlos (LB), Arkansas State.

1995 — 27th overall (4 offensive, 5 defensive, 1 kicker)

1. Bruener, Mark (TE), Washington. 2. Stewart, Kordell (QB), Colorado. 3. Staj, Brendan (G), Nebraska. 4-a. Gibson, Oliver (DT), Notre Dame (choice from New England). 4-b. Jones, Donta (LB), Nebraska. 5-a. Flowers, Lethon (DB), Georgia Tech (choice from Chicago). 5-b. Brown,

Lance (DB), Indiana. 6. Miles, Barron (DB), Nebraska. 7-a. Bailey, Henry (WR/KR), Nevada-Las Vegas. 7-b. Ford, Cole (K), Southern California (compensatory selection).

1994 — 17th overall (5 offensive, 5 defensive)

1. Johnson, Charles (WR), Colorado. 2. Buckner, Brentson (DL), Clemson. 3-a. Gildon, Jason (LB), Oklahoma State (choice from Minnesota). 3-b. Morris, Byron "Bam" (RB), Texas Tech. 4. Faumil, Ta'ase (DL), Hawaii. 5-a. Bell, Myron (S), Michigan State (choice from Chicago). 5-b. Brown, Gary (OT), Georgia Tech. 6-a. Miller, Jim (DB), Michigan State. 6-b. Ravotti, Eric (LB), Penn State (choice from Minnesota). 7. Abrams, Brice (FB), Michigan State.

1993 — 23rd overall (4 offensive, 6 defensive)

1. Figures, Deon (CB), Colorado. 2. Brown, Chad (LB), Colorado (choice from Indianapolis). 3. Hastings, Andre (WR), Georgia. 4. Henry, Kevin (DE), Mississippi State. 5-a. Palelei, Si'ulagi (G), Nevada-Las Vegas. 5-b. Woodard, Marc (LB), Mississippi State (choice from Dallas). 6. Williams, Willie (CB), Western Carolina. 7-a. Zgonina, Jeff (DT), Purdue (choice from Washington). 7-b. Keith, Craig (TE), Lenoir-Rhyne. 8. Van Pelt, Alex (QB), Pittsburgh.

1992 — 11th overall (8 offensive, 6 defensive)

1. Searcy, Leon (OT), Miami. 2. Kirkland, Levon (LB), Clemson. 3. Steed, Joel (NT), Colorado. 4. Davenport, Charles (WR), North Carolina State. 5. Haller, Alan (CB), Michigan State. 6. Choice traded to San Francisco. 7-a. Campbell, Russ (TE), Kansas State. 7-b. Graham, Scottie (FB), Ohio State (choice from San Francisco). 8-a. Perry, Darren (S), Penn State (choice from Green Bay through San Francisco). 8-b. Ismail, Hesham (G), Florida. 8-c. Williams, Nate (DL), Mississippi State (choice from San Francisco). 9. Webster, Einarlo (LB), Rutgers. 10. Saunders, Mike (RB), Iowa. 11. Gammon, Kendall (C/G), Pittsburgh State. 12. Benton, Cornelius (QB), Connecticut.

1991 — 15th overall (7 offensive, 5 defensive)

1. Richardson, Huey (LB), Florida. 2. Graham, Jeff (WR), Ohio State. 3. Mills, Ernie (WR), Florida. 4-a. Walker, Sammy (CB), Texas Tech (choice from Denver through New England). 4-b. Cooper, Adrian (TE), Oklahoma (choice from Washington). 5. Choice to New England. 6. Thompson, Leroy (RB), Penn State. 7. Jones, Andre (LB), Notre Dame. 8. Dingman, Dean (G), Michigan. 9. McGonnigal, Bruce (TE), Virginia. 10. Solomon, Ariel (OT), Colorado. 11. Thomas, Efrum (DB), Alabama. 12. Brady, Jeff (LB), Kentucky.

1990 — 21st overall (7 offensive, 6 defensive)

1. Green, Eric (TE), Liberty (choice from Minnesota through Dallas in addition to San Francisco's third-round choice through Dallas). 2. Davidson, Kenny (DE), Louisiana State. 3-a. O'Donnell, Neil (QB), Maryland. 3-b. Veasey, Craig (DT), Houston (choice from San Francisco through Dallas). 4. Calloway, Chris (WR), Michigan. 5. Foster, Barry (FB), Arkansas. 6. Heard, Ron (WR), Bowling Green. 7. Grayson, Dan (LB), Washington State. 8. Dunbar, Karl (DT), Louisiana State. 9. Jones, Gary (S), Texas A&M. 10. Miles, Eddie (LB), Minnesota. 11. Strzelczyk, Justin (OT), Maine. 12. Bell, Richard (RB), Nebraska.

1989 — 7th overall (5 offensive, 8 defensive)

1-a. Worley, Tim (RB), Georgia. 1-b. Ricketts, Tom (OT), Pittsburgh (choice from Minnesota). 2. Lake, Camell (SS), UCLA. 3. Hill, Derek (WR), Arizona. 4. Williams, Jerrol (LB), Purdue. 5. Arnold, David (DB), Michigan. 6. Stock, Mark (WR), Virginia Military Institute. 7. Johnson, David (CB), Kentucky. 8. Asbeck, Chris (NT), Cincinnati. 9. Jenkins, A.J. (DE), Cal State Fullerton. 10. Olavsky, Jerry (LB), Pittsburgh. 11. Slater, Brian (WR), Washington. 12. Haselrig, Carlton (NT), Pittsburgh-Johnstown.

1988 — 18th overall (7 offensive, 6 defensive)

1. Jones, Aaron (DE), Eastern Kentucky. 2. Dawson, Dermontti (C/G), Kentucky. 3. Lanza, Chuck (K), Notre Dame. 4. Choice to Kansas City. 5-a. Jordan, Darrin (LB), Northeastern (choice from Phoenix). 5-b. Reese, Jerry (DL), Kentucky. 6. Williams, Warren (RB), Miami (Fla.). 7. Zeno, Marc (WR), Tulane. 8-a. Nichols, Mark (DT), Michigan State. 8-b. Hinnant, Mike (TE), Temple (choice from San Diego). 9. Lockbaum, Gordie (RB), Holy Cross. 10-a. Jackson, John (OT), Eastern Kentucky (choice from Tampa Bay). 10-b. Choice to Denver. 11. Dawson, Bobby (SS), Illinois. 12. Earle, James (LB), Clemson.

1987 — 10th overall (6 offensive, 7 defensive)

1. Woodson, Rod (CB), Purdue. 2. Hall, Delton (CB), Clemson. 3. Lockett, Charles (WR), Cal State — Long Beach. 4. Everett, Thomas (FS), Baylor. 5. Nickerson, Hardy (LB), California. 6-a. Johnson, Tim (DE), Penn State (choice from Tampa Bay). 6-b. Lloyd, Greg (LB), Fort Valley State. 7. Kelley, Chris (TE), Akron. 8. Buchanan, Charles (DE), Tennessee State. 9. Clinkscales, Joey (WR), Tennessee. 10. Hoge, Merril (RB), Idaho State. 11. Oswald, Paul (C), Kansas. 12. Young, Theo (TE), Arkansas.



STEELERS ALL-TIME DRAFTS

1986 — 9th overall

(6 offensive, 7 defensive)

1. Reinstra, John (G), Temple. 2. Williams, Gerald (DT/NT), Auburn. 3. Brister, Walter "Bubby" (QB), Northeast Louisiana. 4. Callahan, Bill (S), Pittsburgh. 5-a. Tucker, Errol (CB/KR), Utah. 5-b. Jones, Brent (TE), Santa Clara (Choice from Los Angeles Raiders). 6. Bryant, Domingo (DB), Texas A&M. 7. Carter, Rodney (RB), Purdue. 8. Boso, Cap (TE), Illinois. 9. Henton, Anthony (LB), Troy State. 10. Seitz, Warren (WR/RB), Missouri. 11. Station, Larry (LB), Iowa. 12. Williams, Mike (LB), Tulsa.

1985 — 20th overall

(4 offensive, 8 defensive, 1 kicker)

1. Sims, Darryl (DE), Wisconsin. 2. Behning, Mark (OT), Nebraska. 3. Hobbey, Liffort (S), Louisiana State. 4. Turk, Dan (C), Wisconsin. 5. Jacobs, Cam (LB), Kentucky. 6. Carr, Gregg (LB), Auburn. 7. Andrews, Alan (TE), Rutgers. 8. Newsome, Harry (P), Wake Forest. 9-a. Small, Fred (LB), Washington. 9-b. Harris, Andre (CB), Minnesota (Choice from New England). 10. White, Oliver (TE), Kentucky. 11. Malchak, Terry (S), Missouri. 12. Sanchez, Jeff (S), Georgia.

1984 — 23rd overall

(10 offensive, 2 defensive)

1. Lipps, Louis (WR), Southern Mississippi. 2. Kolodziej, Chris (TE), Wyoming. 3. Choice to Miami. 4-a. Thompson, Weegie (WR), Florida State. 4-b. Long, Terry (G), East Carolina (Choice from Washington). 5. Hughes, Van (DT), Southwest Texas State. 6. Brown, Chris (DB), Notre Dame. 7. Campbell, Scott (QB), Purdue. 8. Rasmussen, Randy (C-G), Minnesota. 9. Erenberg, Rich (RB), Colgate. 10. McJunkin, Kirk (G-OT), Texas. 11. Veals, Elton (RB), Tulane. 12. Gillespie, Fernandars (RB), William Jewell.

1983 — 21st overall

(9 offensive, 5 defensive)

1. Rivera, Gabriel (NT-DE), Texas Tech. 2. Capers, Wayne (WR), Kansas. 3. Seabaugh, Todd (LB), San Diego State. 4. Metcalf, Isaac (S), Baylor. 5-a. Skansi, Paul (WR), Washington. 5-b. Garmy, Gregg (WR), Penn State (Choice from Washington). 6. Williams, Eric (S), North Carolina State. 7. Kirchner, Mark (G), Baylor. 8-a. Odom, Henry (RB), South Carolina State (Choice from Denver). 8-b. Dunaway, Craig (TE), Michigan. 9. Wingle, Blake (G), UCLA. 10. Straughter, Roosevelt (S), Northeast Louisiana. 11. Raugh, Mark (TE), West Virginia. 12. Wiley, Roger (RB), Sam Houston State.

1982 — 12th overall

(6 offensive, 7 defensive, 1 kicker)

1. Abercrombie, Walter (RB), Baylor. 2. Meyer, John (OT), Arizona State. 3. Meriwether, Mike (LB), Pacific. 4. Woods, Rick (S), Boise State. 5. Dallafior, Ken (OT), Minnesota. 6-a. Perko, Mike (DT), Utah State. 6-b. Bingham, Craig (LB), Syracuse (Choice from New Orleans). 7-a. Nelson, Edmund (DT), Auburn (Choice from Washington). 7-b. Bourne, Ernie (C), Pittsburgh. 8. Goodson, John (P), Texas. 9. Hirm, Mike (TE), Central Michigan. 10. Sunseri, Sal (LB), Pittsburgh. 11. Abdul-Saboor, Mikal (G), Morgan State. 12. Hughes, Al (DE), Western Michigan.

1981 — 17th overall

(6 offensive, 5 defensive)

1. Gary, Keith (DE), Oklahoma. 2. Washington, Anthony (CB), Fresno State. 3. Donnalley, Rick (C-G), North Carolina. 4. Martin, Robbie (WR-KR), Cal Poly-San Luis Obispo. 5. Martin, Rick (WR), New Mexico. 6. Hinkle, Bryan (LB), Oregon. 7. Little, David (LB), Florida. 8. Wilson, Frank (RB-TE), Rice. 9. Hunter, James (TE-OT), Southern California. 10. Mayock, Mike (S), Boston College. 11. Trocano, Rick (QB), Pittsburgh. 12. Sent to San Francisco as compensation in Willie Fry trade.

1980 — 28th overall

(10 offensive, 5 defensive)

1. Malone, Mark (QB), Arizona State. 2-a. Kohrs, Bob (LB), Arizona State (choice from N.Y. Giants). 2-b. Goodman, John (DE), Oklahoma. 3. Sydnor, Ray (TE), Wisconsin. 4. Hurley, Bill (QB), Syracuse. 5. Wolfley, Craig (G), Syracuse. 6. Ikin, Tunch (C), Indiana State. 7. Johnson, Nate (WR), Hillsdale (Michigan). 8. Walton, Ted (CB), Connecticut. 9. McCal, Ron (WR), Arkansas at Pine Bluff. 10-a. Wilson, Woodrow (CB), North Carolina State (Choice from San Francisco). 10-b. Fritz, Ken (G), Ohio State. 11. Pollard, Frank (RB), Baylor. 12-a. Vaciavik, Charles (DB), Texas (Choice from San Francisco). 12-b. McGriff, Tyrone (G), Florida A & M.

1979 — 28th overall

(8 offensive, 6 defensive, 1 kicker)

1. Hawthorne, Greg (RB), Baylor. 2. Valentine, Zack (LB), East Carolina. 3. None. 4-a. Davis, Russell (RB), Michigan (choice from Detroit). 4-b. Sweeney, Calvin (WR), Southern California. 5. Board, Dwaine (DE), North Carolina A & T. 6-a. Murrell, Bill (TE), Winston-Salem (choice from San Diego). 6-b. Woodruff, Dwayne (CB), Louisville (choice from New England). 6-c. Bahr, Matt (PK), Penn State. 7. Kimball, Bruce (G), Massachusetts. 8. Graves, Tom (LB), Michigan State. 9. Kirk, Rick (DE), Denison. 10. Thompson, Tod (TE), Brigham Young. 11. Moore, Charlie (C), Wichita State. 12-a. Smith, Ed (LB), Vanderbilt (choice from Philadelphia). 12-b. Almond, Mike (WR), Northwestern Louisiana.

1978 — 22nd overall

(6 offensive, 6 defensive, 2 kickers)

1. Johnson, Ron (CB), Eastern Michigan. 2. Fry, Willie (DE), Notre Dame. 3. Colquitt, Craig (P), Tennessee. 4. Anderson, Larry (CB), Louisiana Tech. 5. Choice traded to Green Bay for Dave Purefory. 6. Reutershan, Randy (WR), Pittsburgh. 7. Dufresne, Mark (TE), Nebraska. 8-a. Moser, Rick (RB), Rhode Island (choice from St. Louis for Mark Kellum). 8-b. Keys, Andre (WR), California Poly. 9. Reynolds, Lance (OT), Brigham Young. 10-a. Becker, Doug (LB), Notre Dame. 10-b. Junich, Tom (PK), Northern Arizona (choice from Tampa Bay for Ernie Holmes). 11-a. Terry, Nat (CB), Florida State (choice from Tampa Bay for Ernie Holmes). 11-b. Brzoza, Tom (C), Pittsburgh. 12. Carr, Brad (LB), Maryland.

1977 — 21st overall

(10 offensive, 8 defensive)

1. Cole, Robin (LB), New Mexico. 2. Thornton, Sidney (RB), Northwestern Louisiana. 3-a. Beasley, Tom (DT), Virginia Tech (choice from New York Jets). 3-b. Smith, Jim (WR), Michigan. 4-a. Petersen, Ted (C), Eastern Illinois (choice from Green Bay). 4-b. Smith, Laverne (RB), Kansas (choice from Chicago). 4-c. Audick, Dan (G), Hawaii. 5-a. Stoudt, Cliff (DB), Youngstown State (choice from Kansas City). 5-b. Courson, Steve (G), South Carolina (choice from Detroit). 5-c. Winston, Dennis (LB), Arkansas. 6. Harris, Paul (LB), Alabama. 7. Frisch, Randy (DT), Missouri. 8. August, Phil (WR), Miami (Fla.). 9. Kelly, Roosevelt (TE), Eastern Kentucky. 10-a. Cowans, Alvin (DB), Florida (choice from Buffalo). 10-b. LaCrosse, Dave (LB), Wake Forest. 11. West, Lou (DB), Cincinnati. 12. Stephens, Jimmy (TE), Florida.

1976 — 22nd overall

(12 offensive, 10 defensive)

1. Cunningham, Bennie (TE), Clemson. 2-a. Pinney, Ray (C), Washington (choice from Chicago). 2-b. Kruczek, Mike (QB), Boston College (choice from Baltimore). 2-c. Fies, James (G-C), McNeese State. 3-a. Coder, Ron (DT), Penn State (choice from Green Bay). 3-b. Pough, Ernest (WR), Texas Southern. 4-a. Mondos, Wonder (S), Nebraska (choice from Baltimore). 4-b. Bell, Thea (WR), Arizona. 5. Norton, Rodney (LB), Rice. 6-a. Dunn, Gary (DT), Miami (Fla.) (choice from St. Louis). 6-b. Delaplane, Jack (WR), Salem (W. Va.). 7. Burton, Barry (TE), Vanderbilt. 8. McAleeny, Ed (DE), Massachusetts. 9. Gaines, Wentford (CB), Cincinnati. 10. Campbell, Gary (LB), Colorado. 11. Fuchs, Roland (RB), Arkansas. 12. Carroll, Bill (WR), East Texas State. 13. Kain, Larry (LB), Ohio State. 14. Fields, Wayne (DB), Florida. 15. Davis, Mel (DE), North Texas State. 16. Butts, Randy (RB), Kearney State. 17. Kirk, Kelvin (WR), Daylton.

1975 — 26th overall

(12 offensive, 9 defensive)

1. Brown, Dave (DB), Michigan. 2. Barber, Bob (DE), Grambling. 3. White, Walter (TE), Maryland. 4. Evans, Harold (LB), Houston. 5. Sexton, Brent (DB), Elon. 6. Crenshaw, Marvin (OT), Nebraska. 7. Mattingly, Wayne (OT), Colorado. 8. Kropp, Tom (LB), Kearney St. (Choice from Kansas City). 8-a. Humphrey, Al (DE), Tulsa. 9. Clark, Eugene (G), UCLA (choice from New England). 9-a. Reimer, Bruce (RB), No Dakota St. 10. Heyer, Kirk (DT), Kearney St. (choice from New England). 10-a. Gray, Archie (WR), Wyoming. 11. Little, Randy (TE), W. Liberty St. (W.Va.). 12. Murphy, Greg (DE), Penn St. 13. Gaddis, Robert (WR), Mississippi Valley. 14. Collier, Mike (RB), Morgan St. 15. Thatcher, Jim (WR), Langston (choice from Kansas City). 15-a. Smith, Marty (DT), Louisville. 16. Basslar, Miller (TE), Houston. 17. Hegener, Stan (G), Nebraska.

1974 — 21st overall

(10 offensive, 11 defensive)

1. Swann, Lynn (WR), So. California. 2. Lambert, Jack (LB), Kent St. 3. Choice to Oakland. 4-a. Stallworth, John (WR), Alabama A & M. (choice from New England). 4-b. Allen, Jim (DB), UCLA. 5. Webster, Mike (C), Wisconsin. 6-a. Wolf, James (DE), Prairie View (choice from Denver). 6-b. Drusinet, Rick (OT), No. Carolina St. 7-a. Sitterle, Allen (OT), No. Carolina St. (choice from New England). 7-b. Garske, Scott (TE), Eastern Washington St. 8. Gefert, Mark (LB), Purdue. 9-a. Reamon, Tom (RB), Missouri (choice from Denver). 9-b. Davis, Charlie (DT), Texas Christian. 10-a. Kregel, Jim (G), Ohio St. (choice from New England). 10-b. Atkinson, Dave (DB), Brigham Young. 11. Morton, Dickey (RB), Arkansas. 12. Lickiss, Hugh (LB), Simpson (Iowa). 13. Kolch, Frank (RB), Eastern Michigan. 14. Henley, Bruce (DB), Rice. 15. Hunt, Larry (DT), Iowa St. 16. Morgan, Octavus (LB), Illinois. 17. Moore, Larry (DE), Angelo St. (Tex.).

1973 — 24th overall

(7 offensive, 13 defensive)

1. Thomas, James (DB), Florida St. 2. Phares, Ken (DB), Mississippi St. 3. Bernhard, Roger (G), Kansas. 4. Clark, Gail (LB), Michigan St. 5. Reavis, David (DE), Arkansas (choice from New Orleans). 5-a. Clark, Larry (LB), No. Illinois. 6-a. Bell, Ron (RB), Illinois St. (choice from Denver). 6-b. Socolin, Glen (WR), Indiana. 7. Dorsey, Nate (DE), Mississippi Valley. 8-b. Toews, Loren (LB), California (choice from Denver). 8-b. Janssen, Bill (OT), Nebraska. 9. Bonham, Bracy (G), No. Carolina Central. 10. Wunderly, Don (DT), Arkansas. 11. White, Bob (DB), Arizona. 12. Lee, Willie (RB), Indiana St. 13. Ferguson, Rick (WR), Kansas St. 14. Cowan, Roger (DT), Stanford. 15. Cross, Charles (RB), Iowa. 16. Nardi, Glen (DT), Navy. 17. Shannon, Mike (DT), Oregon St.

STEELERS ALL-TIME DRAFTS

1972—13th overall

(11 offensive, 8 defensive)

1. Harris, Franco (RB), Penn State. 2. Gravelle, Gordon (OT), Brigham Young. 3. McMakin, John (TE), Clemson. 4. Brinkley, Lorenzo (DB), Missouri (choice from NY Giants). 4-a. Bradley, Ed (LB), Wake Forest. 5. Furness, Steve (DE), Rhode Island. 6. Meyer, Dennis (DB), Arkansas. 7. Colquitt, Joe (DE), Kansas St. (choice from NY Giants). 8. Vincent, Stanlie (RB), Rice. 9. Kelley, Don (DB), Clemson. 10. Brown, Bob (DT), Tampa. 11. Gilliam, Joe (QB), Tennessee St. 12. Curl, Ron (OT), Michigan St. 13. Messmer, Ernie (DT), Villanova. 14. Durrance, Tom (RB), Florida. 15. Hulecki, John (G), Massachusetts (choice from Houston). 15-a. Harrington, Charles (G), Wichita. 16. Hawkins, Nate (WR), Nevada-Las Vegas. 17. Linehan, Ron (LB), Idaho.

1971—8th overall

(11 offensive, 10 defensive, 1 kicker)

1. Lewis, Frank (WR), Grambling. 2. Ham, Jack (LB), Penn St. 3. Davis, Steve (RB), Delaware St. 4. Mullins, Gerry (G), So. California. 4-a. White, Dwight (DE), E. Texas St. (choice from Baltimore). 5. Brown, Larry (TE), Kansas (choice from Baltimore). 5-a. Holmes, Melvin (OT), No. Car. A&T. 5-b. Anderson, Ralph (DB), W. Texas St. (choice from Miami). 5-c. Brister, Fred (LB), Mississippi (choice from Minnesota). 6. Hanneman, Craig (G), Oregon St. 7. McClure, Worthy (OT-G), Mississippi. 8. Crowe, Larry (RB), Texas Southern (choice from New Orleans). 8-a. Rogers, Paul (K), Nebraska. 8-b. Holmes, Ernie (DT), Texas Southern (choice from Miami). 9. Anderson, Mike (LB), Louisiana. 10. O'Shea, Jim (LB), Boston College. 11. Wagner, Mike (DB), Western Illinois. 12. (Choice to Baltimore). 13. Young, Alfred (WR), So. Car. St. 14. Evans, McKinney (DB), New Mex. Highlands. 15. Makin, Ray (G), Kentucky. 16. Huntley, Walter (DB), Trinity (Tex.). 17. Ehle, Dan (RB), Howard Payne.

1970—1st overall

(12 offensive, 7 defensive)

1. Bradshaw, Terry (QB), Louisiana Tech. 2. Shanklin, Ron (WR), North Texas St. 3. Blount, Mel (DB), Southern. 4. George, Ed (OT), Wake Forest. 4-a. Evenson, Jim (RB), Oregon (choice from New York Giants). 5. Staggers, Jon (WR), Missouri. 6. Barrera, Manuel (LB), Kansas State. 6-a. Kegler, Clarence (OT), So. Carolina St. 7. Griffin, Danny (RB), Texas-Arlington. 8. Smith, Dave (WR), Indiana (Pa.). 9. Crennel, Carl (LB), West Virginia. 10. Brown, Isiah (DB), Stanford. 11. Hunt, Calvin (C), Baylor. 12. Sharp, Rick (OT), Washington. 13. Main, Billy (RB), Oregon St. 14. Askson, Burt (LB), Texas Southern. 15. Keppy, Glen (DT), Plattville (Wis.). 16. Yanosky, Frank (DT), Tennessee. 17. Key, Harry (TE), Mississippi Valley.

1969—4th overall

(9 offensive, 7 defensive, 1 kicker)

1. Greene, Joe (DT), No. Texas St. 2. Hannratty, Terry (QB), Notre Dame. 2-a. Bankston, Warren (RB), Tulane (choice from San Francisco). 3. Kolb, Jon (C), Oklahoma St. 4. Campbell, Bob (RB), Penn St. 5. Choice to St. Louis. 5-a. Choice to Green Bay. 7. Beatty, Charles (DB), No. Texas St. 7-a. Brown, Chadwick (OT), E. Texas St. 8. Cooper, Joe (WR), Tennessee St. 9. Sodaski, John (DB), Villanova. 10. Greenwood, L.C. (DE), Arkansas AM & N. 11. Washington, Clarence (DT), Arkansas AM & N. 12. Fisher, Doug (LB), San Diego St. 13. Lynch, John (LB), Drake. 14. Hounard, Bob (RB), Ohio U. 15. Liberto, Ken (WR), Louisiana Tech. 16. Mosley, Dock (WR), Alcorn A & M. 17. Eppright, Bill (K), Kent St.

1968

1. Taylor, Mike (OT), So. California. 2. Ruple, Ernie (OT), Arkansas. 3. Choice to Cleveland. 3-a. Henderson, Jon (WR), Colorado St. (choice from Minnesota). 3-b. Herbert, Ken (K), Houston (choice from Los Angeles). 4. Choice to Green Bay. 5. Choice to Green Bay. 6. Choice to Atlanta. 7. Dalton, Doug (RB), New Mexico St. 7-a. Glennon, Bill (DT), Washington (choice from Los Angeles). 8. Holman, Danny (QB), San Jose St. 9. Knight, John (DE), Weber St. 10. Choice to Cleveland. 11. King, Kim (RB), Georgia Tech. 12. Wheeler, Sam (LB), Wisconsin. 13. Roundy, Joe (G), Puget Sound. 14. Harris, Lou (DB), Kent St. 15. Lanning, Bob (DE), No. Montana. 16. Bleier, Rocky (RB), Notre Dame. 17. Cole, Bob (LB), So. Carolina.

1967

1. Choice to Green Bay. 2. Shy, Don (RB), San Diego St. 3. Choice to San Francisco. 3-a. Freitas, Rockne (C), Oregon (choice from Philadelphia). 4. May, Ray (LB), So. California. 5. Choice to Green Bay. 6. Choice to Atlanta. 6-a. Haggerty, Mikey (OT), Miami (Fla.). 7. Choice to Washington. 8. Barnes, Mike (OT), Purdue. 8-a. Fournier, John (QB), Idaho (choice from Minnesota). 9. Otis, Paul (DT), Houston. 10. Wilsey, Bill (LB), Fresno St. 11. Whitcomb, Jim (WR), Emporia St. (Kan.). 12. Choice to Baltimore. 13. Homan, Jim (G), So. California. 14. Anderson, Chet (TE), Minnesota. 15. Love, Mike (RB), Abilene Christian. 16. Smith, Bill (C), Oregon. 17. Davenport, Mike (RB), Wyoming.

1966

1. Leftridge, Dick (RB), West Virginia. 2. Gagner, Larry (G), Florida. 3. Kilborn, Pat (C), Syracuse. 4. Choice to Chicago. 5. Choice to Detroit. 6. Choice to Minnesota. 7. Boozer, Emerson (RB), Maryland St. 8. Choice to New York. 9. Stewart, Dale (WR), Pittsburgh. 10. Marion, Jerry (RB), Wyoming. 11. Washington, Charley (RB), Grambling. 12. Choice to Dallas. 13. Dial, Benji (QB), Eastern New Mexico. 14. Novogratz, Joe (LB), Pittsburgh. 15. Dobson, Joe (OT), Idaho. 16. Long, Jim (WR), Purdue. 17. Brundage, Mike (QB), Oregon. 18. Lucas, Kenny (QB), Pittsburgh. 19. Nelson, Dave (QB), Albion. 20. Springer, Ron (OT), Albion.

1965

1. Choice to Chicago. 2. Jefferson, Roy (WR), Utah. 3. Choice to New York. 4. Choice to Detroit. 5. Choice to Green Bay. 6. Choice to Green Bay. 7. Browning, Charlie (RB), Washington. 8. Howley, Bill (E), Pittsburgh. 9. Neville, Tom (T), Mississippi St. 10. Tobey, Dave (C), Oregon. 11. Molden, Frank (T), Jackson St. 12. Lofquist, Craig (B), Minnesota. 13. Wilburn, J. R. (B), South Carolina. 14. Butler, Jim (B), Edward Waters. 15. Carrell, John (T), Texas Tech. 16. Dusenbury, Doug (K), Kansas St. 17. Canale, Whit (B), Tennessee. 18. Howard, Bob (B), Stanford. 19. Price, Lonnie (B), Southwestern Louisiana. 20. Fertig, Craig (QB), So. Carolina.

1964

1. Martha, Paul (B), Pittsburgh. 2. Choice to Chicago. 2-a. Kelly, Jim (E), Notre Dame (choice from Chicago). 3. Baker, Ralph (LB), Penn State. 4. McGee, Ben (T), Jackson St. 5. Alley, T. W. (T), William & Mary. 6. Gibson, Tom (G), So. Carolina. 7. Smith, Bobby (B), No. Texas St. 8. Currington, Bob (B), No. Carolina College. 9. Nichols, Bob (T), Stanford. 10. Choice to Cleveland. 11. Sotela, Bob (G), William & Mary. 12. Sherman, Bob (B), Iowa. 13. Baker, Glenn (T), Washington St. 14. Jenkins, Tom (G), Ohio St. 15. Brown, Barry (E), Florida. 16. Kesler, Ed (B), No. Carolina. 17. Shaw, Dennis (C), Detroit. 18. Dobbins, Oliver (B), Morgan St. 19. Marshall, Don (T), Lehigh. 20. Generalovich, Brian (E), Pittsburgh.

1963

1. Choice to Chicago. 2. Choice to Baltimore. 3. Choice to Green Bay. 4. Choice to Chicago. 5. Choice to Los Angeles. 6. Choice to Chicago. 7. Choice to Green Bay. 8. Atkinson, Frank (T), Stanford. 9. Carington, Gene (T), Boston College. 10. Nelsen, Bill (QB), So. California. 11. Dixon, Hewitt (B), Florida A & M. 12. Curry, Roy (B), Jackson St. 13. Gray, Hal (LB), Los Angeles St. 14. Dickerson, Bob (E), Bethune-Cookman. 15. Szykowski, Matt (QB), Iowa. 16. Russell, Andy (LB), Missouri. 17. Stein, Tim (C), Miami (Ohio). 18. Bradshaw, Jim (B), Chattanooga. 19. Berg, Roger (T), St. Thomas (Minn.). 20. Traficant, Jim (QB), Pittsburgh.

1962

1. Ferguson, Bob (B), Ohio St. 2. Choice to Chicago. 3. Choice to Los Angeles. 4. Choice to Detroit. 5. Choice to Baltimore. 6. Choice to San Francisco. 7. Collins, Jack (B), Texas. 8. Ballman, Gary (B), Michigan St. 9. Powers, John (E), Notre Dame. 10. Vignali, Larry (G), Pitt 11. Willis, Bob (E), California. 12. Mudie, Sam (QB), Rutgers. 13. Woodward, Dave (T), Auburn. 14. Whittaker, Jim (E), Nevada. 15. Hatch, Vern (E), No. Carolina College. 16. Ply, Bobby (QB), Baylor. 17. Tucker, Nat (B), Florida A & M. 18. Yarbrough, Darrell (T), Northwest Louisiana St. 19. Kuprok, John (E), Pittsburgh. 20. Knight, John (B), Valparaiso.

1961

1. Choice to San Francisco. 2. Pottis, Myron (LB), Notre Dame. 3. Choice to Detroit. 4. Choice to San Francisco. 5. Choice to Baltimore. 6. Choice to Los Angeles. 7. Hoak, Dick (B), Penn St. 8. Balthazar, George (T), Tennessee A & I. 9. Choice to San Francisco. 10. Mack, Bill (B), Notre Dame. 11. Clements, Skip (B), No. Carolina. 12. Jackunas, Frank (T), Detroit. 13. Choice to San Francisco. 14. Schmitz, Bob (LB), Montana. 15. McConn, Ray (B), West Texas St. 16. Scott, Wilbert (B), Indiana. 17. Nofsinger, Terry (QB), Utah. 18. Simko, John (E), Augustana (S.D.). 19. Wyatt, Bernie (B), Iowa. 20. Jones, Mike (B), San Jose St.

1960

1. Spikes, Jack (B), TCU. 2. Choice to Cleveland. 3. Choice to Los Angeles. 4. Choice to Detroit. 5. Choice to St. Louis. 6. Choice to Los Angeles. 7. Dennis, Lonnie (G), Brigham Young. 8. Lamphear, Dan (G), Wisconsin. 9. Harris, Marshall (B), TCU. 10. Kapele, John (T), Brigham Young. 11. Choice to San Francisco. 12. Butler, Earl (T), No. Carolina. 13. Womack, Joe (B), Los Angeles St. 14. Keys, Brady (B), Colorado St. 15. Essenmacher, Larry (T), Alma. 16. Ames, Dave (B), Richmond. 17. Chamberlain, Dale (B), Miami (Ohio). 18. Lee, Charley (T), Iowa. 19. Turley, Howard (E), Louisville. 20. Harshberger, George (T), Wichita.

STEELERS ALL-TIME DRAFTS

1959

1. Choice to San Francisco. 2. Choice to Detroit. 3. Choice to Los Angeles. 4. Choice to Los Angeles. 5. Choice to Green Bay. 6. Choice to Detroit. 7. Choice to Washington. 8. Barnett, Tom (B), Purdue. 9. Davis, Hal (G), Houston. 10. Gunnels, Riley (T), Georgia. 11. Curtis, Overton (B), Utah St. 12. Pavliska, Bill (B), Baylor. 13. Bohling, Dewey (B), Hardin-Simmons. 14. Peppercorn, John (E), Kansas. 15. Brodnax, John (B), LSU. 16. Carrico, Bill (G), No. Texas St. 17. Leeka, Bill (T), UCLA. 18. Seinturier, John (T), So. California. 19. Kocourek, Dave (E), Wisconsin. 20. Hayes, Rudy (B), Clemson. 21. Green, Johnny (QB), Chattanooga. 22. Polk, Burley (T), Hardin-Simmons. 23. Davie, Emye (B), McMurry (Tex.). 24. Farmer, Wayne (T), Purdue. 25. Miller, Ron (E), Vanderbilt. 26. Scott, John (T), Ohio St. 27. Tolar, Charley (B), Northwestern Louisiana. 28. Hall, Ronnie (B), Missouri Valley. 29. Loncar, Dick (T), Notre Dame. 30. Fierstad, Willis (B), Minnesota.

1958

1. Choice to San Francisco. 2. Krutko, Larry (B), West Virginia. 3. Krisher, Bill (G), Oklahoma. 4. Choice to Los Angeles. 5. Choice to Los Angeles. 6. Lasse, Dick (E), Syracuse. 7. Choice to Baltimore. 8. Choice to Detroit. 9. Choice to Detroit. 10. Campbell, Dick (D), Marquette. 11. Aldrich, Larry (E), Idaho. 12. Reed, Leroy (B), Mississippi. 13. Choice to San Francisco. 14. Jennings, Doyle (T), Oklahoma. 15. Sears, Ed (B), Florida. 16. Perkins, John (T), Mississippi Southern. 17. Lewis, Joe (T), Compton JC (Calif.). 18. Choice to Detroit. 19. Keady, Gene (B), Kansas St. 20. Johnson, George (T), Wake Forest. 21. Jones, Everett (G), Utah. 22. Thompson, Bill (E), Duke. 23. Trowbridge, Ken (B), No. Carolina St. 24. Roberts, Norm (E), E. Texas St. 25. Groce, Bill (B), No. Texas St. 26. Evans, Jon (E), Oklahoma A & M. 27. Delinger, Floyd (B), Texas Tech. 28. Akin, Dean (E), Jacksonville St. (Ala.). 29. Fuquay, Mert (E), Baylor. 30. Scherer, Dick (E), Pittsburgh.

1957

1. Dawson, Lenny (QB), Purdue. 2. Michael, Bill (T), Ohio St. 3. Owens, Don (T), Mississippi Southern. 4. Choice to Washington. 5. Richards, Perry (E), Detroit. 6. Volkert, George (B), Georgia Tech. 7. Johnson, Curley (B), Houston. 8. Choice to Chicago Bears. 9. Hutchings, Charley (T), Miami (Fla.). 10. Jelic, Ralph (B), Pittsburgh. 11. Hughes, Dick (B), Tulsa. 12. Ellison, Vern (G), Oregon St. 13. Underwood, Dwayne (T), Oklahoma A & M. 14. Crawford, Jim (B), Wyoming. 15. Canil, Herman (T), Pittsburgh. 16. Choice to Baltimore. 17. Salvaterra, Cory (B), Pittsburgh. 18. Bigbee, Len (E), E. Texas St. 19. Bennett, Phil (E), Miami (Fla.). 20. Szeahan, John (T), No. Carolina St. 21. Cichowski, Gene (QB), Indiana. 22. Thomas, Aurelius (G), Ohio St. 23. Pollock, Bob (T), Pittsburgh. 24. Francis, Gary (E), Illinois. 25. Hinesley, Jim (E), Michigan St. 26. Swann, Bob (T), Vanderbilt. 27. Konkoly, Bob (B), Xavier. 28. Kolinsky, Frank (T), Tennessee. 29. Ramage, Tom (G), Utah St. 30. Seifer, Don (E), Arkansas St.

1956

Bonus Choice: Glick, Gary (B), Colorado St. 1. Davis, Art (B), Mississippi St. 2. Krupa, Joe (T), Purdue. 3. Taylor, Jim (C), Baylor. 4. Murley, Dick (G), Purdue. 5. Murakowski, Bill (B), Purdue. 6. Taylor, Ray (B), TCU. 7. Gaspari, Dick (C), George Washington. 8. Wellman, Vere (G), Wichita. 9. Edmonds, Wayne (G), Notre Dame. 10. Baldacci, Lou (B), Michigan. 11. Choice to Detroit. 12. Tarasovich, Phil (E), Yale. 13. Holley, Weldon (B), Baylor. 14. Emmons, Jim (T), Alabama. 15. Choice to San Francisco. 16. Reed, Lionel (B), Cen. Oklahoma St. 17. Schmidt, Bill (G), Pittsburgh. 18. Stephens, John (B), Holy Cross. 19. Jacobs, Jerry (G), Florida St. 20. Glatz, Fred (E), Pittsburgh. 21. Martell, Gene (T), Notre Dame. 22. DiPasquale, Ray (B), Pittsburgh. 23. Neft, Pete (QB), Pittsburgh. 24. Ingram, Bryan (E), TCU. 25. O'Dell, Bill (B), Clemson. 26. Sweeney, Frank (G), Xavier. 27. Benson, Buddy (B), Arkansas. 28. DeGraaf, Bill (B), Cornell. 29. Thompson, Wes (T), Alabama.

1955

1. Varrichione, Frank (T), Notre Dame. 2. Choice to Los Angeles. 3. Bernat, Ed (E), SMU. 4. Broussard, Fred (C), Texas A & M & Northwestern Louisiana. 5. Mason, George (T), Oklahoma. 6. Harkey, Lem (B), Emporia. 7. Reeve, Hal (T), Oregon. 8. Choice to Detroit. 9. Unitas, John (QB), Louisville. 10. Boyle, Terry (T), Cincinnati. 11. Eaton, Vic (QB), Missouri. 12. Cooke, Jim (E), Lincoln (Pa.). 13. Whitmer, Bob (B), Purdue. 14. Byrne, John (G), John Carroll. 15. Duckett, Ellis (B), Michigan St. 16. Vincent, Frank (C), Glenville St. (W.Va.). 17. Merchant, Ed (B), Miami (Ohio). 18. Maier, George (G), Marshall. 19. Smith Ed (B), Texas Southern. 20. Matykievicz, Lou (E), Iowa. 21. Phenix, Rees (T), Georgia Tech. 22. McCabe, Richie (B), Pittsburgh. 23. Holz, Gordy (T), Minnesota. 24. Maycock, Mike (E), Villanova. 25. Bull, Charlie (G), Missouri. 26. Soltau, Jim (E), Minnesota. 27. Sanford, Bill (B), Hofstra. 28. Williams, Dave (G), Ohio St. 29. Sinclair, Bernie (E), Texas A & M. 30. Caruzzi, Jim (B), Marquette.

1954

1. Latner, John (B), Notre Dame. 2. Stark, Pat (B), Syracuse. 3. Miner, Tom (E), Tulsa. 4. Choice to Los Angeles. 5. Choice to San Francisco. 6. Pepper, Laurin (B), Mississippi Southern. 7. O'Brien, Jack (E), Florida. 8. Cameron, Paul (B), UCLA. 9. Zombach, Joe (E), Pittsburgh. 10. Fisher, Bob (T), Tennessee. 11. Cimarrilli, Lou (B), Pittsburgh. 12. Fritz, Don (E), Cincinnati. 13. Latimer, Charley (C), Maryland. 14. Bradford, Roger (E), Waynesburg & Duquesne. 15. Drake, Tom (G), Chattanooga. 16. Krol, Cas (T), Detroit. 17. Fulyier, Joe (C), Oregon St. 18. Penza, Don (E), Notre Dame. 19. Rydchal, Don (B), Utah. 20. Prender, Fred (B), W. Chester St. 21. Tassotti, Dan (T), Miami (Fla.). 22. Lapsley, John (G), Northeastern. 23. Pascarella, Joe (T), Penn St. 24. Flanagan, Jack (E), Detroit. 25. Barron, Jim (T), Mississippi St. & Tulsa. 26. Varatis, Joe (B), Penn. 27. Yewic, Tom (B), Michigan St. 28. Bush Joe (G), Notre Dame. 29. Fagan, Joe (T), John Carroll. 30. Sweatze, Juel (B), Oklahoma.

1953

1. Marchbroda, Ted (QB), Detroit & St. Bonaventure. 2. Johnson, John Henry (B), St. Marys (Cal.). & Arizona St. 3. Matsuzak, Marv (LB), Tulsa. 4. Colteryan, Lloyd (E), Maryland. 5. Gaona, Bob (T), Wake Forest. 6. Barton, Tom (G), Clemson. 7. Alderton, John (E), Maryland. 8. Perry, Lowell (E), Michigan. 9. Sarnese, Pat (T), Temple. 10. Holohan, Frank (T), Tennessee. 11. Choice to Chicago Bears. 12. Robertson, Jerry (B), Kansas. 13. Davis, Leo (E), Bradley. 14. Montgomery, Charley (T), Mississippi. 15. O'Neill, Bob (E), Notre Dame. 16. Zachary, John (B), Miami (Ohio). 17. Quinn, Reed (B), Florida. 18. Holben, Carl (T), Duke. 19. Williams, John (B), Louisville. 20. Hayley, Will Lee (E), Auburn. 21. Earley, Don (G), So. Carolina. 22. O'Connor, Ed (T), Maryland. 23. Correll, Ray (G), Ken-lucky. 24. Schneiderback, Bob (B), Miami (Fla.). 25. Hampel, Vic (E), Houston. 26. McLauren, Jack (E), Belthune-Cockman. 27. Delaney, Jack (B), Cincinnati. 28. Cimini, Joe (T), Mississippi St. 29. Massaro, Art (B), V & J. 30. Tepe, Lou (C), Duke.

1952

1. Modzelewski, Ed (B), Maryland. 2. Tarasovic, George (C), LSU. 3. Wadiak, Steve (B), So. Carolina. 4. Gearding, Jack (T), Xavier. 5. Choice to Chicago Bears. 6. Choice to Los Angeles. 7. Hips, Claude (B), Georgia. 8. Choice to Chicago Bears. 9. Payne, Herky (B), Tennessee. 10. Gilmarlin, George (B), Xavier. 11. Spinks, Jack (B), Alcorn A & M. 12. McFadden, Marv (T), Michigan St. 13. Flood, Dave (B), Notre Dame. 14. Davis, June (G), Texas. 15. Pivrotto, Dick (B), Princeton. 16. Ladgoy, Pete (G), Maryland. 17. Smithwith, Pat (E), St. Norberts. 18. MacDonald, Andy (B), Cen. Michigan. 19. Kerkorian, Gary (QB), Stanford. 20. Simeone, Dan (T), Villanova. 21. Babcock, Harry (E), Georgia. 22. Byrne, Bob (B), Montana St. 23. Pollock, Vic (B), Army. 24. Bestwick, Bob (QB), Pittsburgh. 25. Robinson, Bill (B), Lincoln (Mo.). 26. Wilson, Bobby (B), Alabama. 27. Doyle, Skip (B), Ohio St. 28. Hanifan, Jerry (B), St. Bonaventure. 29. Warner, Chris (E), Pittsburgh. 30. Kissel, Ed (B), Wake Forest.

1951

1. Avinger, Clarence (B), Alabama. 2. Ortmann, Chuck (B), Michigan. 3. Sulima, George (E), Boston University. 4. French, Barry (T), Purdue. 5. Sampson, Floyd (B), McMurry. 6. Dodril, Dale (G), Colorado A & M. 7. Mathews, Ray (B), Clemson. 8. Minank, Hank (E), Michigan St. 9. Schweder, John (G), Penn. 10. Salata, Paul (E), So. California. 11. McCitcheon, Joe (G), Washington & Lee. 12. Brandt, Jim (B), St. Thomas (Minn.). 13. Szabo, Bill (T), Bucknell. 14. Mizerany, Mike (G), Alabama. 15. Webb, Clay (B), Kentucky. 16. Oberg, Lambert (C), Trinity (Conn.). 17. Gehlmann, Ted (T), William & Mary. 18. Field, Pat (B), Georgia. 19. Pavlikowski, Bill (B), Boston University. 20. Donnelly, Tom (T), Holy Cross. 21. Cheatham, Ernie (T), Loyola (Cal.). 22. Hendley, Dick (B), Clemson. 23. Minor, Joe (E), John Carroll. 24. Alois, Art (C), San Francisco. 25. Calvin, Tommy (B), Alabama. 26. Pearman, Bill (G), Tennessee. 27. Radcliffe, Bob (B), Wisconsin. 28. Hansen, Howie (B), UCLA. 29. Smith, Fred (E), Tulsa. 30. Gruble, John (E), Tennessee.

1950

1. Chandnois, Lynn (B), Michigan St. 2. Stautner, Ernie (T), Boston College. 3. Hughes, George (G), William & Mary. 4. Choice to Chicago Bears. 5. Allen, Lou (T), Duke. 6. Mattson, Ed (C), Trinity (Texas). 7. Smith, Truett (B), Mississippi St. & Wyoming. 8. Rogel, Fran (B), Penn St. 9. Druen, Max (T), Tulane. 10. Choice to Chicago Cards. 11. Williams, Charley (E), Sam Houston St. 12. Choice to Chicago Cards. 13. Norton, Negley (T), Penn St. 14. Kynes, Jim (C), Florida. 15. Russell, Harry (B), San Jose St. 16. Barkouskie, Bernie (G), Pittsburgh. 17. Bodine, Al (B), Georgia. 18. Powell, Kenneth (E), No. Carolina. 19. Gaul, Frank (T), Notre Dame. 20. DeNoia, Mike (B), Scranton. 21. Tomlinson, Dick (G), Kansas. 22. Burak, Stan (B), George Washington. 23. Kersulis, Walt (E), Illinois. 24. Weaver, John (G), Miami (Ohio). 25. Numbers, Bob (C), Lehigh. 26. Vaccaro, Nick (B), Florida. 27. Kreiser, Elmer (E), Bloomsburg.

STEELERS ALL-TIME DRAFTS

St. 28. Diehl, Jerry (B), Idaho. 29. DePasqua, Carl (B), Pittsburgh. 30. Hudak, Ed (T), Notre Dame.

1949

1. Gage, Bobby (B), Clemson. 2. Davis, Harper (B), Mississippi St. 3. Walsh, Bill (C), Notre Dame. 4. Geri, Joe (B), Georgia. 5. Long, Bill (E), Oklahoma A & M. 6. Bnghtwell, Doug (C), TCU. 7. Talano, Bill (B), Penn. 8. Brown, George (G), TCU. 9. Breenan, Tom (T), Boston College. 10. Hood, Bob (E), Alabama. 11. Sanders, Al (C), Mississippi Southern. 12. Finks, Jimmy (B), Tulsa. 13. Walston, R. R. (G), No. Texas St. 14. Moon, Dave (B), SMU. 15. Sobczak, Ed (E), Michigan. 16. Snell, Denvard (T), Auburn. 17. Kissell, Veto (B), Holy Cross. 18. Shipman, Clint (T), E. Texas St. 19. McBridge, Jack (E), Rice. 20. Mann, Ben (G), Mississippi. 21. Jackura, Joe (C), Georgia. 22. Johnson, Lloyd (B), W. Texas St. 23. Owens, Jim (E), Oklahoma. 24. Snowden, Ivan (T), Texas A & I. 25. Goff, Bobby (B), Texas A & M.

1948

1. Edwards, Dan (E), Georgia. 2. Nuzum, Jerry (B), New Mexico A & M. 3. Wozniak, John (G), Alabama. 4. Gasparella, Joe (QB), Notre Dame. 5. Long, Bill (B), Penn. 6. Cooper, Jim (C), No. Texas St. 7. Ryan, Ed (E), St. Mary's (Cal.). 8. Deranek, Dick (B), Indiana. 9. Redfield, Paul (T), Colgate. 10. Papach, George (B), Purdue. 11. Finical, Tom (E), Princeton. 12. Lane, Clayton (T), New Hampshire. 13. Mazuca, Dick (G), Canisius. 14. McPeak, Bill (E), Pittsburgh. 15. Messoline, Frank (B), Scranton. 16. Lane, Tom (T), Muhlenberg. 17. Barbolak, Pete (T), Purdue. 18. Fogler, Fred (B), Duke. 19. Snyder, Charley (T), Marshall. 20. Stevens, Tally (E), Utah. 21. Norman, Dick (C), Washington & Lee. 22. Simmons, Floyd (B), Notre Dame. 23. Hauser, Paul (T), Wichita. 24. Ramsay, Bob (B), SMU. 25. Whitlow, Felton (T), No. Texas St. 26. Bowen, Dinky (B), Georgia Tech. 27. Gibron, Abe (G), Purdue. 28. Hilkene, Bruce (T), Michigan. 29. Zuchowski, Ted (T), Toledo. 30. DeMatteo, Tony (B), Pittsburgh.

1947

1. Bechtol, Hub (E), Texas. 2. Mastrangelo, John (G), Notre Dame. 3. Wydo, Frank (T), Cornell. 4. Aschenbrenner, Frank (B), Northwestern. 5. Meeks, Bryant (C), So. Carolina. 6. Shipkey, Jerry (B), UCLA. 7. Vander Clute, Bert (G), Wesleyan. 8. Gibson, Paul (E), No. Carolina St. 9. Medd, Jack (C), Wesleyan. 10. Fitch, Jack (B), No. Carolina. 11. Parsegian, Ara (B), Miami (Ohio). 12. Moore, Bill (T), Penn St. 13. Bruno, Larry (B), Geneva. 14. Jenkins, Ralph (C), Clemson. 15. Nickel, Elbie (E), Cincinnati. 16. Cregar, Bill (C), Holy Cross. 17. Mulready, Jerry (B), No. Dakota St. 18. Smith, Warren (T), Kansas Wesleyan. 19. Hamilton, Fred (T), Vanderbilt. 20. Taylor, Fred (E), TCU. 21. Bushmaier, Binks (B), Vanderbilt. 22. Davis, Paul (B), Otterbein. 23. Kalmiran, Tommy (B), Pitt & Nevada. 24. Mohr, Don (E), Baldwin-Wallace. 25. Young, Art (G), Dartmouth. 26. Sazio, Ralph (T), William & Mary. 27. Pitzer, Dick (E), Army. 28. Stalloni, Tom (T), Delaware. 29. DiFrancesca, Vince (G), Northwestern. 30. Lahr, Warren (C), Western Reserve.

1946

1. Blanchard, Doc (B), Army. 2. Clark, George (B), Duke. 3. Rowe, Hammond (B), Baylor & San Francisco. 4. Tepsic, Joe (B), Penn St. 5. Seiferling, Jack (B), Utah St. 6. Woods, Marion (G), Clemson. 7. Reinhardt, Tom (T), Minnesota. 8. Ponsetto, Joe (B), Michigan. 9. Evans, Bob (B), Penn. 10. Bonwell, Mel (B), Central Iowa. 11. Holloway, Doc (G), William & Mary. 12. Owen, Carroll (B), Catawba. 13. Poppin, George (T), New Mexico. 14. McCain, Bob (E), Mississippi. 15. Tallchief, Tom (T), Oklahoma. 16. Per, Al (B), Youngstown & Georgia. 17. Lopez, Russ (C), West Virginia. 18. Garrison, Charles (G), Wake Forest. 19. Cloud, Bill (T), Temple. 20. Garbinski, Mike (B), Penn St. 21. Loaicano, Charley (C), Lafayette. 22. Johnson, George (T), Pittsburgh. 23. Leitheiser, Bill (G), Duke. 24. Adams, Roger (C), Florida. 25. Verkins, Bob (B), Tulsa. 26. Castle Clarence (B), Mississippi. 27. Marino, Marchi (T), Penn State. 28. Hansen, Bob (E), UCLA. 29. Graves, Larry (T), Newberry. 30. Bruce, Gall (E), Washington.

1945

1. Duhart, Paul (B), Florida. 2. Dugger, Jack (E), Ohio St. 3. Dellastatous, Bill (B), Missouri. 4. Adams, Roger (C), Florida. 5. Menelick, Chuck (E), Duquesne. 6. Browning, Greg (E), Denver. 7. Wolak, Mike (B), Duquesne. 8. Hughes, Tom (T), Purdue & Missouri. 9. Pense, Leon (B), Arkansas. 10. Brandau, Art (C), Tennessee. 11. Ball, Ray (B), Holy Cross. 12. Basilone, Frank (B), Duquesne. 13. Monahan, John (E), Dartmouth. 14. Odell, Mel (B), Duquesne. 15. Choice to Chicago Bears. 16. Ungles, Jim (B), Kansas St. 17. Itzel, John (B), Pittsburgh. 18. Wiczicki, Alex (B), Holy Cross. 19. Landgrain, Jim (T), Holy Cross & Dartmouth. 20. Lillenthal, Bill (T), Villanova. 21. Price, Art (B), Rutgers. 22. Malmberg, Don (B), UCLA. 23. Hartwell, Everette (E), Auburn. 24. Cain, Ed (B), Rice. 25. Caracci, Angelo (B), Pittsburgh. 26. Burns, Ed (B), Boston College. 27. Stough, Glen (T), Duke. 28. Marsh, Jim (T), Oklahoma A & M. 29. Grant, Ralph (B), Bucknell. 30. Kondra, John (T), St. Vincent.

1944

1. Podesto, Johnny (B), St. Mary's (Cal.). 2. Odell, Bob (B), Penn. 3. Gantt, Bob (E), Duke. 4. McCaffray, Art (T), Santa Clara & College of Pacific. 5. Owen, George (G), Wake Forest. 6. Savage, Dan (B), Brown. 7. Freitas, Jess (B), Santa Clara. 8. Titus, George (C), Holy Cross. 9. Stofko, Ed (B), St. Francis. 10. Jansante, Val (E), Duquesne. 11. Buda, Carl (G), Tulsa. 12. Gray, Sam (E), Tulsa. 13. Longacre, Bob (B), William & Mary. 14. Zetty, Les (E), Muhlenberg. 15. Myers, Jim (G), Tennessee. 16. Cottlieb, Bob (B), Duquesne. 17. Davis, Hugh (B), Michigan St. 18. Sullivan, Bill (E), Villanova. 19. Woodside, Jimmy (C), Temple. 20. Miller, Bill (B), Penn. 21. Lawson, Bob (E), Holy Cross. 22. Caver, Hank (B), Presbyterian. 23. Carter, Paul (T), Michigan St. 24. Holben, Dick (T), Muhlenberg. 25. Tippee, Howard (B), Iowa St. 26. Maimberg, Charley (T), Rice. 27. Ashbaugh, Russ (B), Notre Dame. 28. Petroski, Pat (G), Miami (Fla.). 29. Tosti, Joe (C), Scranton. 30. Seelinger, Len (B), Wisconsin.

1943

1. Daley, Bill (B), Minnesota. 2. Russell, Jack (E), Baylor. 3. Connolly, Harry (B), Boston College. 4. Sossamon, Lou (C), So. Carolina. 5. Ratto, Al (C), St. Mary's (Cal.). 6. Curry, Ray (E), St. Mary's (Cal.). 7. Murphy, Ed (E), Holy Cross. 8. Dwelle, Dick (B), Rice. 9. Wukits, Al (C), Duquesne. 10. Repko, Joe (T), Boston College. 11. Boltrek, Pete (T), No. Carolina St. 12. Shiekman, Mort (G), Penn. 13. Crain, Milt (B), Baylor. 14. Kiebas, Max (B), Duquesne. 15. Skorich, Nick (G), Cincinnati. 16. Field, Jackie (B), Texas. 17. Bucek, Felix (G), Texas A & M. 18. Welsh, Johnny (B), Penn. 19. Compagno, Tony (B), St. Mary's (Cal.). 20. Zapalac, Willie (B), Texas A & M. 21. Bain, George (T), Oregon St. 22. Wynne, Clay (T), Arkansas. 23. Cibulas, Jack (T), Duquesne. 24. Yambnick, Bill (C), Western Michigan. 25. Freeman, Jack (G), Texas. 26. Goode, Joe (B), Duquesne. 27. Durishan, Jack (T), Pittsburgh. 28. Lotpries, Fritz (G), Texas. 29. Jones, Art (B), Haverford. 30. Ruman, Bob (B), Arizona.

1942

1. Dudley, Bill (B), Virginia. 2. Martin, Vern (B), Texas. 3. Casanega, Ken (B), Santa Clara. 4. Kutner, Mal (E), Texas. 5. Sandig, Curt (B), St. Mary's (Tex.). 6. Greene, Charley (T), Tulsa. 7. Butler, Johnny (B), Tennessee. 8. Spendlove, Floyd (T), Utah. 9. Chase, Rayburn (B), Missouri. 10. Steele, Ernie (B), Washington. 11. Wood, Thornley (B), Columbia. 12. Roach, Bill (E), TCU. 13. Holt, Wayne (G), Tulsa. 14. Mosher, Clure (C), Louisville. 15. Law, Hubbard (B), Sam Houston. 16. Tomasic, Andy (B), Temple. 17. Chamberlain, Garth (T), Brigham Young. 18. Rokisky, John (E), Duquesne. 19. Jenkins, Ray (B), Colorado. 20. Kapriya, Frank (G), Wake Forest.

1941

1. Gladchuk, Chet (C), Boston College. 2. Knolla, Johnny (B), Creighton. 3. Ringgold, Jim (B), Wake Forest. 4. Sears, Vic (T), Oregon St. 5. Sufbridge, Bob (G), Tennessee. 6. Robert, Jim (C), Marshall. 7. Elrod, Ervin (E), Mississippi St. 8. Fritz, Ralph (G), Michigan. 9. Uremovich, Emil (T), Indiana. 10. Severin, Paul (E), No. Carolina. 11. Colton, Russ (B), Texas Mines. 12. Gore, J. W. (G), LSU. 13. Eibner, John (T), Kentucky. 14. McAfee, Wes (B), Duke. 15. Fox, Terry (B), Miami (Fla.). 16. Cornwall, Bill (T), Furman. 17. Kerr, George (G), Boston College. 18. Bjorklund, Bob (E), Minnesota. 19. Castiglia, Jim (B), George-town. 20. Landsberg, Mort (B), Cornell.

1940

1. Eakin, Kay (B), Arkansas. 2. Wenzel, Ralph (E), Tulane. 3. Kilck, George (B), Bucknell. 4. Ivy, Frank (E), Oklahoma. 5. Goff, Clark (T), Florida. 6. Bykowski, Frank (G), Purdue. 7. Cignetti, Pete (B), Boston College. 8. Nery, Carl (G), Duquesne. 9. Bosseau, Dick (T), Washington & Lee. 10. Shu, Paul (B), VMI. 11. Cox, Cary (C), Alabama. 12. Piro, Rocco (B), Catholic. 13. Noppenberg, John (B), Miami (Fla.). 14. Stublar, Nick (T), Santa Clara. 15. McCarthy, Ray (B), Santa Clara. 16. Gajek, Leon (C), Penn St. 17. Sullivan, Mike (E), No. Carolina St. 18. Daly, Seaton (T), Gonzaga. 19. Harvey, Thad (T), Notre Dame. 20. Katzenstein, Marvin (T), Colorado Mines.

1939

1. Choice to Chicago Bears. 2. Choice to Brooklyn. 3. Patterson, Bill (B), Baylor. 4. McCullough, Hugh (B), Oklahoma. 5. Wheeler, Ernie (B), No. Dakota St. 6. Boyd, Sam (E), Baylor. 7. Palumbo, Eddie (B), Detroit. 8. Nelson, Ole (E), Michigan St. 9. Petro, Steve (G), Pittsburgh. 10. Lee, Jack (B), Carnegie Tech. 11. Tomasetti, Lou (B), Bucknell. 12. Cochran, Denny (T), St. Louis. 13. Hoffman, Fabian (E), Pittsburgh. 14. Clay, Ed (B), So. Carolina. 15. Tosti, John (C), Niagara. 16. Lezowski, Al (G), Pittsburgh. 17. Longhi, Ed (C), Notre Dame. 18. Shrik, Dave (E), Kansas. 19. Peters, Frank (E), Washington. 20. Sheldrake, Tom (E), Washington.

1938

1. White, Byron (B), Colorado. 1-a. Filchok, Frankie (B), Indiana. 2. Choice to New York. 2-a. Choice to Detroit. 3. Midler, Lou (T), Minnesota. 4. Platiuk, George (E), Duquesne. 5. King, Ray (B), Minnesota. 6. Burnette, Tom (B), No. Carolina. 7. McDonough, Paul (E), Utah. 8. McCarty, Pat (C), Notre Dame. 9. Choice to Cleveland. 10. Choice to Chicago Cards.



1937

1. Basrak, Mike (C), Duquesne. 2. Finley, Bob (B), SMU. 3. Breeden, Bill (E), Oklahoma. 4. Hewes, Bo (B), Oklahoma. 5. Frye, Jack (B), Missouri. 6. Roach, Walt (E), TCU. 7. Haines, Byron (E), Washington. 8. Kordick, Marty (G), St. Mary's (Cal.). 9. Patanelli, Matt (E), Michigan. 10. Nevers, Stan (T), Kentucky.

1936

1. Shakespeare, Bill (B), Notre Dame. 2. Barnum, Len (B), West Virginia Wesleyan. 3. Grayson, Bobby (B), Stanford. 4. Spain, Truman (T), SMU. 5. Sandefur, Wayne (B), Purdue. 6. Orr, Maurice (T), SMU. 7. Peters, Marty (E), SMU. 8. Karpowich, Ed (T), Catholic. 9. Meglen, Joe (B), Georgetown.

(Note: overall identifies the number of the Steelers' first round selection)

STEELERS QUARTERBACKS' STARTING RECORDS (1969-2003 Regular-Season Only)

	Hanratty	Bradshaw	Gilliam	Kruczek	Stoudt	Woodley	Malone	Campbell	Brister	Blackledge	Bono	O'Donnell	Tomczak	Miller	Stewart	Graham	Maddox	Batch
1969	0-5																	
1970	2-4	3-5																
1971	1-0	5-8																
1972	0-0	11-3	0-0															
1973	2-2	8-1	0-1															
1974	1-0	5-2	4-1-1															
1975	0-0	12-2	0-0															
1976		4-4		6-0														
1977		9-5		0-0	0-0													
1978		14-2		0-0	0-0													
1979		12-4		0-0	0-0													
1980		9-6			0-1		0-0											
1981		8-6			0-0		0-2											
1982		6-3			0-0		0-0											
1983		1-0			9-6		0-0											
1984						3-4	6-3	0-0										
1985						4-2	3-5	0-2										
1986							6-8	0-0	0-2									
1987							6-6		0-0		2-1							
1988									4-9	1-2	0-0							
1989									8-6	1-1								
1990									9-7									
1991									5-3			2-6						
1992									2-2			9-3						
1993												9-6	0-1					
1994												10-4	2-0					
1995												9-3	2-2	0-0				
1996													10-5	0-1	0-0			
1997													0-0		11-5			
1998													0-0		7-9			
1999													1-4		5-6			
2000															7-4			
2001															13-3	2-3	0-0	
2002															3-2		7-3-1	0-0
2003																	6-10	0-0
Totals	6-11	107-514	2-1	6-0	9-7	7-6	21-24	0-2	28-29	2-3	2-1	39-22	15-12	0-1	46-29	2-3	13-13-1	0-0

STEELERS ALL-TIME ROSTER — 1933-2003

A

Abercrombie, Walter [RB], Baylor	1982-87
Adamchik, Ed [T], Pitt	1967
Adams, Bob [TE], Pacific	1969-71
Adams, Mike [WR], Texas	1997
Adams, Paul [C], Morehead Teachers	1947
Agajanian, Ben [K], New Mexico	1945
Alban, Dick [E], Northwestern	1956-59
Alberghini, Tom [G], Holy Cross	1945
Albrecht, Art [C/OT], Wisconsin	1942
Alderton, John [E], Maryland	1953
Alexander, Brent [K], Tennessee State	2000-03
Allen, Chuck [LB], Washington	1970-71
Allen, Dwane [LB], Santa Ana	1965
Allen, Jim [DB], UCLA	1974-77
Allen, Lou [T], Duke	1950-51
Alley, Don [WR], Adams State	1969
Allred, John [TE], Southern California	2002
Alston, Lyneal [WR], Southern Mississippi	1987
Andabaker, Rudy [G], Pitt	1952-54
Anderson, Anthony [RB], Temple	1979
Anderson, Art [T], Idaho	1963
Anderson, Chet [E], Minnesota	1967
Anderson, Fred [DE], Prairie View A&M	1978
Anderson, Gary [K], Syracuse	1982-94
Anderson, Jesse [TE], Miss. State	1992
Anderson, Larry [DB], Louisiana Tech	1978-81
Anderson, Melvin [WR], Minnesota	1987
Anderson, Ralph [DB], W. Texas St.	1971-72
Apke, Steve [LB], Pitt	1987
Arndt, Al [G], South Dakota State	1935
Arndt, Dick [T], Idaho	1967-70
Arnold, David [CB], Michigan	1989
Arnold, Jahine [WR], Fresno State	1996-98
Arnold, Jay [QB], Texas	1941
Artman, Corwan [T], Stanford	1933
Asbury, Willie [B], Kent State	1966-68
Askson, Burt [DE], Texas Southern	1971
Atkinson, Frank [T], Stanford	1963
August, Steve [OT], Tulsa	1974
Augusterfer, Gene [B], Catholic U.	1935
Austin, Ocie [DB], Utah State	1970-71

Avery, Steve [FB], Northern Michigan	1994-95
Aydelette, Buddy [OT/C], Alabama	1987

B

Badar, Rich [QB], North Carolina	1967
Bahr, Matt [K], Penn State	1979-80
Bailey, Henry [WR], UNLV	1997-98
Bailey, Rodney [DE], Ohio State	2001-03
Baker, Conway [T], Centenary	1944**
Baker, Ed [E], Washington State	1953
Baker, John [E], N. Carolina College	1963-67
Baker, Tim [WR], Texas Tech	2001
Baldacci, Lou [B], Michigan	1966
Bailman, Gary [B], Michigan State	1962-66
Balog, Bob [C], Denver	1949-50
Banaszak, John [DE/DT], E. Michigan	1975-81
Bankston, Warren [RB], Tulane	1969-72
Barbolak, Pete [T], Purdue	1949
Barnes, Johnnie [WR], Hampton University	1995
Barnes, Reggie [LB], Oklahoma	1993
Barnett, Tom [B], Purdue	1959-60
Barry, Fred [DB], Boston College	1970
Bartaanen, Jim [C], Michigan	1938
Bartlett, Earl [B], Centre	1939
Basrak, Mike [C], Duquesne	1937-38
Bassi, Dick [G], Santa Clara	1941
Batch, Charlie [QB], Eastern Michigan	2002-03
Battaglia, Marco [TE], Rutgers	2002
Battles, Ainsley [S], Vanderbilt	2000
Beams, Byron [T], Notre Dame	1959-60
Beasley, Tom [DE/DT], Virginia Tech	1978-83
Beatty, Charles [DB], N. Texas St.	1969-72
Beatty, Ed [C], Mississippi	1957-61
Becker, Wayland [E], Marquette	1939
Behning, Mark [OT], Nebraska	1986
Bell, Kendrell [LB], Georgia	2001-03
Bell, Myron [S], Michigan State	1994-97, 2000-01
Bell, Richard [RB], Nebraska	1990
Bell, Theo [WR], Arizona	1976, 78-80
Bentley, Albert [RB], Miami (Fla.)	1992
Bernet, Ed [E], SMU	1955
Best, Greg [S], Kansas State	1983

STEELERS ALL-TIME HEAD COACHES

Coch (Years)	Overall**	Record
Austin, Bill (1966-68)	11-28-3	(298)
Bach, Joe (1935-36, 52-53)	21-27-0	(438)
Bell, Bert (1941)	0-2-0	(000)
Cowher, Bill (1992-03)	122-84-1	(592)
DiMelfio, Luby (1934)	2-10-0	(167)
Donelli, Aldo (1941)	0-5-0	(000)
Douds, Forrest (1933)	3-6-2	(364)
Kiesling, Walter (1939-40, 41-44*, 54-56)	30-55-5	(361)
Leonard, Jim (1945)	2-8-0	(200)
McNally, Johnny "Blood" (1937-39)	6-19-0	(240)
Michelosen, Johnny (1948-51)	20-26-2	(438)
Nixon, Mike (1965)	2-12-0	(143)
Noll, Chuck (1969-1991)	209-156-1	(572)
Parker, Raymond (1957-64)	51-48-6	(514)
Sutherland, Jock (1946-47)	13-10-1	(563)
Total	492-496-21	(488)

*Kiesling was co-head coach with Greasy Neale in 1943 (Phil.-Pitt.) and with Phil Handler in 1944 (Card.-Pitt.).

** Record includes postseason.



STEELERS ALL-TIME ROSTER — 1933-2003

Bettis, Jerome [RB], Notre Dame	1996-03
Bettis, Tom [LB], Purdue	1962
Billock, Frank [G], St. Mary's of Minn.	1937
Bingham, Craig [LB], Syracuse	1982-84, 87
Binnott, John [B], Duquesne	1942
Bishop, Don [B], Los Angeles Col.	1958-59
Bishop, Harold [TE], Louisiana State	1998
Bivins, Charles [B], Morris Brown	1967
Blackledge, Todd [QB], Penn State	1988-89
Blackwell, Will [WR], San Diego St.	1997-01
Blankenship, Brian [G], Nebraska	1987-91
Blankenship, Greg [LB], Cal. St. (Hay.)	1976
Bleier, Rocky [RB], Notre Dame	1968, 1970-80
Blount, Mel [CB], Southern	1970-83
Bohannon, Fred [S/CB], Mass. Val. St.	1982
Bolkovac, Nick [T], Pitt	1953-54
Bond, Randall [QB], Washington	1939
Bonelli, Ernie [B], Pitt	1946
Bono, Steve [QB], UCLA	1987-88
Booth, Clarence [B], SMU	1944**
Botkin, Kirk [TE], Arkansas	1996-97
Boures, Emil [C/G], Pitt	1982-86
Bova, Tony [E], St. Francis	1942, 43*, 44**, 45-47
Bowers, R.J. [RB], Grove City	2001
Bowman, Bill [B], William & Mary	1957
Boyd, Sam [E], Baylor	1939-40
Boyle, Jim [OT], Tulane	1987-88
Boyle, Shorty [E]	1934
Bradley, Ed [LB], Wake Forest	1972-75
Bradshaw, Charles [T], Baylor	1961-66
Bradshaw, Jim [B], Chattanooga	1963-67
Bradshaw, Terry [QB], La. Tech	1970-83
Brady, Jeff [LB], Kentucky	1991
Brady, Pat [B], Nevada	1952-54
Brandau, Art [C], Tennessee	1945-46
Brandt, Jim [B], St. Thomas	1952-54
Bray, Maurice [T], SMU	1935-36
Breedlove, Rod [LB], Maryland	1965-68
Breedon, Bill [B], Oklahoma	1937
Breen, Gene [LB], Virginia Tech	1965-66
Brett, Ed [E], Washington State	1936-37
Brewster, Pete [E], Purdue	1959-60
Brister, Bobby [QB], Northeast La.	1986-92
Britt, Jessie [WR], North Carolina A&T	1986
Britt, Ralph [TE], North Carolina State	1987
Brooks, Barrett [T], Kansas State	2003
Broussard, Fred [C], Texas A & M	1955
Brovelli, Angelo [QB], St. Mary's (Cal.)	1933-34
Brown, Anthony [T], Utah	1999
Brown, Chad [LB], Colorado	1993-96
Brown, Chris [CB/S], Notre Dame	1974-85
Brown, Dante [RB], Memphis	2003
Brown, Dave [DB], Michigan	1975
Brown, Dee [RB], Syracuse	2003
Brown, Ed [QB], San Francisco	1962-65
Brown, Ernie [DL], Syracuse	1999
Brown, J. B. [DB], Maryland	1997
Brown, John [T], Syracuse	1967-72
Brown, Kris [K], Nebraska	1999-01
Brown, Lance [CB], Indiana	1998-99
Brown, Larry [TE/OT], Kansas	1971-84
Brown, Tom [E], William & Mary	1942
Brown, William [QB], Texas Tech	1945
Browning, Greg [E], Denver	1947
Bruder, Henry [QB], Northwestern	1940
Bruener, Mark [TE], Washington	1995-03
Brumbaugh, Boyd [B], Duquesne	1939-41
Brumfield, Jim [RB], Ind. St. (Ind.)	1971
Brundage, Dewey [E], Brigham Young	1954
Brune, Fred [B], Ohio State	1956-57
Bruno, John [P], Penn State	1987
Bryant, Hubie [WR], Minnesota	1970
Bucek, Felix [G], Texas A & M	1946

Buckner, Brenton [DE], Clemson	1994-96
Buda, Carl [G], Tulsa	1945
Bukich, Rudy [QB], Southern Cal.	1960-61
Bulger, Chester [T], Auburn	1944**
Bullocks, Amos [B], Southern Illinois	1966
Burleson, John [G], SMU	1933
Burnett, Len [DB], Oregon	1961
Burnette, Tom [B], North Carolina	1938
Burrell, John [E], Rice	1962-64
Burress, Plaxico [WR], Michigan State	2000-03
Butler, Bill [DB/KR], Chattanooga	1961
Butler, Jack [B], St. Bonaventure	1951-59
Butler, Jim [B], Edward Waters	1965-67
Butler, John [B], Tennessee	1943-44
Bykowski, Frank [G], Purdue	1940

C

Cabrelli, Larry [E], Colgate	1943*
Calcagni, Ralph [T], Pennsylvania	1947
Caliguire, Dean [G/C], Pittsburgh	1991-92
Call, John [B], Colgate	1959
Calland, Lee [DB], Louisville	1969-72
Calloway, Chris [WR], Michigan	1990-91
Calvin, Tom [B], Alabama	1952-54
Cameron, Paul [B], UCLA	1954
Campbell, Bob [RB], Penn State	1969
Campbell, Don [T], Carnegie Tech	1939-41
Campbell, Glenn [E], Emporia State	1935
Campbell, John [LB], Minnesota	1965-69
Campbell, Leon [B], Arkansas	1955
Campbell, Ray [LB], Marquette	1958-60
Campbell, Russ [TE], Kansas State	1992
Campbell, Scott [QB], Purdue	1984-86
Canale, Rocco [G], Boston College	1943*
Capers, Wayne [WR], Kansas	1983-84
Capp, Dick [E], Boston College	1968
Cara, Dom [E], N. Carolina State	1937-38
Cardwell, Joe [T], Duke	1937-38
Carpenter, Preston [E], Arkansas	1960-63
Carr, Gregg [LB], Auburn	1975-88
Carter, Rodney [RB], Purdue	1987-89
Cash, Keith [TE], Texas	1991
Casper, Charles [QB], TCU	1935
Catano, Mark [DE/DT], Valdosta State	1984-85
Cenci, John [C], Pitt	1956
Chamberlain, Garth [G], Brig. Young	1945
Chandnois, Lynn [B], Mich. State	1950-56
Cheatham, Ernest [T], Loyola	1954
Cherry, Edgar [B], Hardin-Simmons	1939
Cherundolo, Chuck [C], Penn State	1941-42, 45-48
Christy, Dick [B], N. Carolina State	1958
Cibulas, Joe [T], Duquesne	1945
Ciccone, Ben [C], Duquesne	1934-35
Cichowski, Gene [B], Indiana	1957
Cifelli, Gus [T], Notre Dame	1954
Cifers, Bob [QB], Tennessee	1947-48
Clack, Jim [C/G], Wake Forest	1971-77
Clancy, Kendrick [NT], Mississippi	2000-03
Clark, Jim [B], Pitt	1933-34
Clark, Mike [K], Texas A & M	1964-67
Clark, Reggie [LB], North Carolina	1994
Clark, Spark [RB], Akron	1987
Clayton, Harvey [CB], Florida State	1983-86
Clement, Henry [E], North Carolina	1961
Clement, John [B], SMU	1946-48*
Cline, Jackie [DE], Alabama	1987
Cline, Tony [TE], Stanford	1999
Clinkscales, Joey [WR], Tennessee	1987-88
Cobb, Marvin [DB], Southern Cal.	1970
Codie, Nakia [S], Baylor	2000
Cole, Robin [LB], New Mexico	1977-87
Cole, Terry [B], Indiana	1970
Coleman, Andre [WR], Kansas St.	1997-98



STEELERS ALL-TIME ROSTER — 1933-2003

Collier, Mike [RB], Morgan State	1975
Collier, Reggie [QB], So. Mississippi	1987
Colquitt, Craig [P], Tennessee	1978-81, 83-84
Combs, Chris [DE], Duke	2000-01
Compagno, Tony [B], St. Mary's of Calif.	1946-48
Compton, Dick [E], McMurry	1967-68
Condit, Merlyn [B], Carnegie Tech	1940, 46
Conley, Steve [LB], Arkansas	1996-98
Conn, Dick [DB], Georgia	1974
Connelly, Mike [C], Utah State	1968
Conrad, Chris [T], Fresno State	1998-99
Conti, Enio [G], Bucknell	1943*
Coomer, Joe [T], Austin	1941, 45-46
Cooper, Adrian [TE], Oklahoma	1991-93
Cooper, Sam [T], Geneva	1933
Cordileone, Lou [G], Clemson	1962-63
Corley, Anthony [RB], Nevada-Reno	1984
Coronado, Bob [E], Pacific	1961
Cotton, Russell [B], Texas Mines	1942
Courson, Steve [G], South Carolina	1978-83
Cousino, Brad [LB], Miami (O.)	1987
Craft, Russ [B], Alabama	1954
Cregar, William [G], Holy Cross	1947-48
Crennel, Carl [LB], W. Va.	1970
Critchfield, Larry [G], Grove City	1933
Croft, Winfield [G], Utah	1936
Cropper, Marshall [E], Maryland	1967-69
Cunningham, Bennie [TE], Clemson	1976-85
Curry, Don [E], Boston College	1944**
Curry, Roy [B], Jackson State	1963
Cushing, Matt [TE], Illinois	1999, 2000-03
Cuthbert, Randy [RB], Duke	1993-94

D

Dafney, Bernard, [OL], Tennessee	1996
Daigle, Anthony [RB], Fresno State	1994
Dalkey, Ted [E], Pitt	1933
Daniel, Willie [B], Miss. State	1961-66
Davenport, Charles [WR], N. C. State	1992-94
Davidson, Bill [B], Temple	1937-39
Davidson, Kenny [DE], Louisiana State	1990-93
Davis, Art [B], Mississippi State	1956
Davis, Charlie [DT], TCU	1974
Davis, Dave [WR], Tennessee State	1973
Davis, Henry [LB], Grambling	1970-73
Davis, Lorenzo [WR], Youngstown State	1990
Davis, Paul [QB], Otterbein	1947-48
Davis, Robert [E], Penn State	1946-50
Davis, Russell [RB], Michigan	1970-83
Davis, Sam [G], Allen	1967-79
Davis, Steve [RB], Delaware State	1972-74
Dawkins, Tommy [DE], Appalachian State	1987
Davis, Travis [S], Notre Dame	1999
Dawson, Dermontti [C], Kentucky	1988-00
Dawson, Len [QB], Purdue	1957-59
DeCarbo, Nick [G], Duquesne	1933
DeCarlo, Art [B], Georgia	1953
Deloplane, Jack [RB], Salem (W.Va.)	1976-79
Demko, George [T], Appalachian St.	1961
Dempsey, John [T], Bucknell	1934
DePascual, Carmine [E], Wichita	1945
DePaul, Henry [G], Duquesne	1945
Derby, Deann [B], Washington	1957-61
Dess, Darrell [G], N. Carolina State	1958
Dial, Buddy [E], Rice	1959-63
Dickey, Charlie [G], Arizona	1987
Dicus, Chuck [WR], Arkansas	1973
Didio, Mark [WR], Connecticut	1992
Dirden, Johnnie [WR], Sam Houston St.	1971
Dockery, John [DB], Harvard	1972-73
Dodril, Dale [G], Colorado A & M	1951-59
Dodson, Les [B], Mississippi	1941
Doehring, John [B]	1935

Doering, Chris [WR], Florida	2003
Dolly, Dick [E], West Virginia	1941-45
Doloway, Cliff [E], Carnegie Tech	1935
Donelli, Allan [B], Duquesne	1941-42
Donnalley, Rick [C-G], North Carolina	1982-83
Dornbrook, Thom [G-C], Kentucky	1979
Douds, Forrest [T], W & J	1933-35
Dougherty, Bob [LB], Kentucky	1958
Douglas, Bob [B], Kansas State	1938
Doyle, Dick [B], Ohio State	1955
Doyle, Ted [T], Nebraska	1938-42, 43*, 44**
Drulis, Al [B], Temple	1947
Druschel, Rick [G-OT], No. Car. St.	1974
Dudley, Bill [B], Virginia	1942, 45-46
Duffy, Roger [C-G], Penn State	1998-01
Dugan, Len [C], Wichita	1939
Duggan, Gil [T], Oklahoma	1944**
Duhart, Paul [B], Florida	1945
Dunaway, Craig [TE], Michigan	1973
Dungy, Tony [DB], Minnesota	1977-78
Dunn, David [WR], Fresno State	1998
Dunn, Gary [DT-NT], Miami (Fla.)	1977-87
Dutton, Bill [B], Pitt	1946

E

Eaton, Vic [QB], Missouri	1955
Echols, Terry [LB], Marshall	1984
Edge, Shayne [P], Florida	1996
Edwards, Dave [S], Illinois	1985-87
Edwards, Troy [WR], Louisiana Tech	1999-01
Edwards, Glen [DB], Florida A & M	1971-77
Elder, Donnie [CB], Memphis State	1986
Elliott, Jim [K], Presbyterian	1967
Ellstrom, Marv [B], Oklahoma	1935
Elter, Leo [B], Duq. and Villa.	1953-54, 58-59
Emmons, Carlos [LB], Arkansas State	1996-99
Engelbreiten, Paul [G], Northwestern	1933
Engles, Rick [P], Tulsa	1987
Erenberg, Rich [RB], Colgate	1984-86
Evans, Donald [DE], Kentucky	1990-93
Evans, Jon [E], Oklahoma A & M	1958
Evans, Ray [QB], Kansas	1948
Everett, Thomas [FS], Baylor	1987-91

F

Faneca, Alan [G], Louisiana State	1998-03
Farquhar, John [TE], Duke	1996
Farrar, Venice [B], N. Carolina State	1938-39
Farrior, James [LB], Virginia	2002-03
Farrell, Ed [B], Muhlenberg	1938
Farris, Kris [T], UCLA	1999
Farroh, Shipley [GB], Iowa	1938
Faumui, Taase [DL], Hawaii	1994-95
Fehrer, Nick [G], Georgia	1955
Feniello, Garry [G], Wake Forest	1947
Ferguson, Bob [B], Ohio State	1962-63
Ferry, Lou [T], Villanova	1952-55
Fiala, John [LB], Washington	1998-02
Fife, Ralph [C], Pitt	1946
Figures, Deon [CB], Colorado	1993-96
Fike, Dan [OL], Florida	1993
Filchcock, Frank [QB], Indiana	1938
Finks, Jim [QB], Tulsa	1949-55
Finn, Mike [OT], Ark.-Pine Bluff	1993
Fisher, Doug [LB], San Diego State	1969-70
Fisher, Everett [B], Santa Clara	1940
Fisher, Ray [T], Eastern Illinois	1959
Fiske, Max [B], DePaul	1936-39
Flanagan, Dick [G], Ohio State	1953-55
Flowers, Erik [DE], Louisiana State	2003
Flowers, Lee [DB], Georgia Tech	1995-02
Foggie, Fred [CB], Minnesota	1994
Folkens, Lee [E], Washington	1965



STEELERS ALL-TIME ROSTER — 1933-2003

Foltz, Vernon [C], St. Vincent	1945
Footo, Larry [LB], Michigan	2002-03
Ford, Darryl [LB], New Mexico State	1992
Ford, Henry [B], Pitt	1956
Ford, Moses [WR], Fayetteville State	1987
Fordham, Todd [T], Florida State	2003
Foruria, John [B], Idaho	1967-68
Foster, Barry [RB], Arkansas	1990-94
Fournet, Sid [G], LSU	1957
Francis, Sam [B], Nebraska	1939
Frank, Joe [T], Georgetown	1943*
Freeman, Lorenzo [NT/DT], Pitt	1987-90
French, Ernest [S], Alabama A&M	1972
Frketch, Len [T], Penn State	1945
Fuamatu-Ma'afala, Chris [RB], Utah	1998-02
Fugler, Dick [T], Tulane	1952
Fulfer, Randy, [DB], Tennessee State	1995-97
Fullerton, Ed [B], Maryland	1953
Fuqua, John [B], Morgan State	1970-76
Furness, Steve [DT], Rhode Island	1972-80

G

Gage, Bob [B], Clemson	1949-50
Gagner, Larry [G], Florida	1966-69
Gammon, Kendall [OL], Pittsburg State	1992-95
Gandy, Wayne [T], Auburn	1999-02
Gaona, Bob [T], Wake Forest	1953-56
Garnaas, Wilford [B], Minnesota	1946-48
Garrett, Reggie [WR], Eastern Michigan	1974-75
Garrity, Gregg [WR], Penn State	1983
Gary, Keith [DE], Oklahoma	1983-88
Gasparrilla, Joe [QB], Notre Dame	1948, 50-51
Gauer, Charles [E], Colgate	1943*
Geason, Cory [TE], Tulane	2000, 01
Gentry, Byron [G], Southern Cal.	1937-39
George, Matt [K], Chapman	1998
Gerela, Roy [PK], New Mexico State	1971-78
Geri, Joe [B], Georgia	1949-51
Gibson, Oliver [DT], Notre Dame	1995-98
Gildea, John [QB], St. Bonaventure	1935-37
Gildon, Jason [LB], Oklahoma State	1994-03
Gillespie, Scoop [RB], William Jewell	1994
Gilliam, Joe [QB], Tennessee State	1972-1975
Girard, Earl [B], Wisconsin	1957
Glamp, Joe [B], LSU	1947-49
Glass, Glenn [B], Tennessee	1962-63
Glass, Park [C], Westminster	1947
Glatz, Fred [E], Pitt	1956
Glick, Gary [B], Colorado A & M	1956-59
Goff, Clark [T], Florida	1940
Goldsmith, Bill [C], Emporia Tchr's	1947
Gonda, George [B], Duquesne	1942
Gonzalez, Pete [QB], Pittsburgh	1998-99
Goodman, John [DE/DT], Oklahoma	1981-85
Goodson, John [P], Texas	1982
Gorinski, Walt [B], LSU	1946
Gothard, Preston [TE], Alabama	1985-88
Gowdy, Cornell [CB], Morgan State	1987-88
Grabowski, Ted [C], Duquesne	1939-40
Graff, Neil [QB], Wisconsin	1976-77
Graham, Jeff [WR], Ohio State	1991-93
Graham, Ken [DB], Washington State	1970
Graham, Kent [QB], Ohio State	2000
Gravelle, Gordon [OT], Brigham Young	1972-76
Graves, Ray [C], Tennessee	1943*
Graves, Tom [LB], Michigan State	1979
Gray, Sam [E], Tulsa	1946-47
Grebinski, Ted [C], Duquesne	1939-40
Green, Bob [K], Florida	1960-61
Green, Eric [TE], Liberty	1990-94
Greene, Joe [DT], N. Texas State	1969-81
Greene, Kevin [LB], Auburn	1993-95
Greene, Tracy [TE], Grambling	1995

Greeney, Norm [G], Notre Dame	1934-35
Greenwood, L.C. [DE], Ark. AM&N	1969-81
Griffin, Larry [CB/S], North Carolina	1987-93
Grigas, John [B], Holy Cross	1944**
Gros, Earl [B], LSU	1967-69
Grossman, Randy [TE], Temple	1974-81
Gunderman, Bob [B], Virginia	1957
Gunnels, Riley [T], Georgia	1956-66

H

Hackney, Elmer [B], Kansas State	1941
Haggans, Clark [LB], Colorado State	2000-03
Haggerty, Mike [G], Miami	1967-70
Haines, Byron [B], Washington	1937
Hairston, Russell [WR], Kentucky	1987
Haley, Dick [B], Pitt	1961-64
Hall, Delton [CB], Clemson	1987-91
Hall, Ron [B], Missouri Valley	1959
Haller, Alan [CB], Michigan State	1992, 93
Ham, Jack [LB], Penn State	1971-82
Hampton, Casey [NT], Texas	2001-03
Hanlon, Bob [B], Loras	1949
Hanneman, Craig [DE], Oregon State	1972-73
Hanratty, Terry [QB], Notre Dame	1969-75
Hanson, Tom [B], Temple	1938
Harkey, Lem [B], Emporia	1955
Harper, Maurice [C], Austin	1941
Harris, Bill [E], Hardin-Simmons	1937
Harris, Franco [RB], Penn State	1972-83
Harris, Lou [B], Kent State	1968
Harris, Tim [RB], Washington St.	1983
Harrison, James [LB], Kent State	2002
Harrison, Nolan [DE], Indiana	1997-99
Harrison Reggie [RB], Cincinnati	1974-77
Harrison, Richard [E], Boston College	1964
Harrison, Robert [LB], Oklahoma	1964
Hartings, Jeff [C], Penn State	2001-03
Hartley, Howard [B], Duke	1949-52
Haselrig, Carlton [G], Pitt-Johnstown	1990-93
Hastings, Andre [WR], Georgia	1993-96
Hawkins, Courtney [WR], Michigan St.	1997-00
Hawthorne, Greg [RB], Baylor	1979-83
Hayduk, Henry [G], Wash. State	1935
Hayes, Dick [LB], Clemson	1959-60, 62
Hayes, Jonathan [TE], Iowa	1994-96
Haynes, Verron [RB], Georgia	2002-03
Hays, George [E], St. Bonaventure	1950-52
Hebert, Ken [E & K], Houston	1968
Hegarty, Bill [T], Villanova	1953
Held, Paul [QB], San Jose State	1954
Heller, Warren [B], Pitt	1934-36
Henderson, Jon [B], Colorado State	1968-69
Hendley, Dick [QB], Clemson	1951
Henry, Kevin [DE], Mississippi State	1993-00
Henry, Mike [LB], Southern Cal.	1959-61
Henry, Urban [T], Georgia Tech.	1964
Hensley, Dick [E], Kentucky	1952
Henson, Ken [C], TCU	1965
Henton, Anthony [LB], Troy State	1986, 88
Hewitt, Bill [E], Michigan	1943*
Hickey, Howard [E], Arkansas	1941
Hill, Derek [WR], Arizona	1989-90
Hill, Harlon [E], Florence State	1962
Hill, Jim [B], Tennessee	1955
Hillebrand, Jerry [LB], Colorado	1968-70
Hilton, John [E], Richmond	1965-69
Hines, Glen Ray [OT], Arkansas	1973
Hinkle, Bryan [LB], Oregon	1982-93
Hinkle, John [B], Syracuse	1943*
Hinnant, Mike [TE], Temple	1988-89
Hinte, Hale [E], Pitt	1942
Hinton, Chuck [T], N. Car. College	1964-71
Hipps, Claude [B], Georgia	1952-53

STEELERS ALL-TIME ROSTER — 1933-2003

Hoague, Joe [B], Colgate	1941-42, 46
Hoak, Dick [B], Penn State	1961-70
Hoel, Bob [G], Minnesota	1935
Hoffmann, Dave [LB], Washington	1993
Hogan, Darrell [G], Trinity-Texas	1949-53
Hoge, Merrill [RB], Idaho State	1987-93
Hohn, Bob [B], Nebraska	1965-69
Hoke, Chris [DT], Brigham Young	2001-03
Holcomb, Bill [T], Texas Tech	1937
Holler, Ed [LB], South Carolina	1964
Holliday, Corey [WR], North Carolina	1995-97
Hollingsworth, Joe [B], E. Kan. State	1949-51
Holm, Bernard [B], Alabama	1933
Holmer, Walt [B], Northwestern	1933
Holmes, Earl [LB], Florida A&M	1996-01
Holmes, Ernie [DT], Texas Southern	1972-77
Holmes, Mel [OT], N. Carolina A & T	1971-73
Hood, Frank [B], Pitt	1933
Hope, Chris [S], Florida State	2002-03
Hornick, Bill [T], Tulane	1947
Howe, Garry [NT], Colorado	1992
Howe, Glen [OT], So. Mississippi	1985
Hubbard, Cal [T], Geneva & Centenary	1936
Hubka, Gene [B], Bucknell	1947
Huff, Alan [NT], Marshall	1987
Hughes, David [RB], Boise State	1986
Hughes, Dennis [TE], Georgia	1970-71
Hughes, Dick [B], Tulsa	1957
Hughes, George [G], Wm. & Mary	1950-54
Hunter, Art [C], Notre Dame	1965
Huntley, Richard [RB], Winston-Salem State	1998-00

I

Ilkin, Tunch [OT], Indiana State	1980-92
Itzel, John [B], Pitt	1945
Ivy, Frank [E], Oklahoma	1940
Iwuoma, Chidi [CB], California	2002-03
Izo, George [QB], Notre Dame	1966

J

Jackson, Alonzo [LB], Florida State	2003
Jackson, Earnest [RB], Texas A&M	1986-88
Jackson, John [OT], Eastern Kentucky	1988-97
Jackson, Lenzie [WR], Arizona State	2001-02
James, Dan [T], Ohio State	1960-66
Janecek, Clarence [G], Purdue	1933, 35
Jansante, Val [E], Duquesne	1946-51
Jarvi, Toimi [B], Northern Illinois	1945
Jecha, Ralph [G], Northwestern	1956
Jefferson, Roy [E], Utah	1965-69
Jelley, Tom [E], Miami	1951
Jenkins, A.J. [LB/DE], Cal State-Fullerton	1989-90
Jenkins, John [S], Pittsburgh	1998
Jenkins, Ralph [C], Clemson	1947
Jeter, Tony [E], Nebraska	1966, 68
Johnson, Bill [DE], Michigan State	1995-96
Johnson, Charles [WR], Colorado	1994-98
Johnson, David [CB], Kentucky	1989-93
Johnson, Jason [WR], Illinois State	1979
Johnson, John Henry [B], St. Mary's (Cal.) and Arizona State	1960-65
Johnson, Malcolm [WR], Notre Dame	1999-00
Johnson, Norm [PK], UCLA	1995-97
Johnson, Ron [CB], Eastern Michigan	1978-84
Johnson, Tim [DE/DT], Penn State	1987-89
Johnson, Troy [WR], Southern	1988
Johnston, Chet [B], Elmhurst & Marquette	1939-40
Johnston, Rex [B], Southern Cal	1960
Jones, Aaron [DE/LB], E. Kentucky	1988-92
Jones, Art [B], Richmond	1941, 45
Jones, Bruce [SS], Northern Alabama	1987

Jones, Donta [LB], Nebraska	1995-98
Jones, Gary [S], Texas A&M	1990-91, 93-94
Jones, George [RB], San Diego St.	1997
Jones, Mike [LB], Missouri	2001, 02
Jones, Victor [FB], Louisiana State	1993-94
Jordan, Darin [LB], Northeastern	1988
Jorden, Tim [TE], Indiana	1992-93

K

Kahler, Royal [T], Nebraska	1941
Kakasic, George [G], Duquesne	1936-39
Kalina, Dave [WR], Miami (Fla.)	1970
Kalis, Todd [G], Arizona State	1994
Kapele, John [T], Brigham Young	1960-62
Kaplan, Phil [G], Miami (Fla.)	1947
Karcis, John [B], Carnegie Tech	1936-38
Karets, Joe	
Karpowich, Ed [T], Catholic U.	1936-39
Karras, Ted [T], Indiana	1958-59
Kase, George [G], Duquesne	1939
Kavel, George [B], Carnegie Tech	1934
Keating, Tom [DT], Michigan	1973
Keisel, Brett [DE], Brigham Young	2002-03
Keith, Craig [TE], Lenoir-Rhyne	1993-94
Kelley, Jim [E], Notre Dame	1964
Kellum, Marv [LB], Wichita State	1974-76
Kelsay, Chad [LB], Nebraska	1999
Kelsch, Mose [B], Christian	1933-34
Kemp, Jack [QB], Occidental	1957
Kemp, Ray [T], Duquesne	1933
Kenerson, John [G], Kentucky State	1962
Kerkorian, Gary [QB], Stanford	1952
Keys, Brady [B], Colorado State	1961-67
Kichowski, Walt [E], Miami	1940-42, 44**
Kielbasa, Max [B], Duquesne	1946
Kiesling, Walt [G], St. Thomas	1937-38
Kick, George [B], Bucknell	1940, 45
Killorin, Pat [C], Syracuse	1966
Kilroy, Frank [T], Temple	1943*
Kimble, Frank [E], West Virginia	1945
King, Carlos [FB], North Carolina State	1998
King, Phil [B], Vanderbilt	1964
Kirchner, Marv [OT], Baylor	1973
Kirk, Ken [LB], Mississippi	1960
Kirkland, Levon [LB], Clemson	1992-00
Kish, Ben [B], Pitt	1943*
Kissell, Ed [B], Wake Forest	1952-54
Klapstein, Earl [T], Pacific	1946
Klein, Dick [T], Iowa	1961
Klumb, John [E], Washington State	1940
Knox, Darryl [LB], UNLV	1987
Kohrs, Bob [LB], Arizona State	1981-85
Kolb, Jon [OT], Oklahoma State	1969-81
Kolberg, Elmer [E], Oregon State	1941
Kolodziejewski, Chris [TE], Wyoming	1984
Kondria, John [T], St. Vincent	1945
Kortas, Ken [T], Louisville	1965-68
Kosanovich, Bronco [C], Penn State	1947
Koshlap, Jules [B], Georgetown	1945
Kotite, Dick [TE], Wagner	1968
Kottler, Martin [B], Centre	1933
Kreider, Dan [FB], New Hampshire	2000-03
Kresky, Joe [G], Wisconsin	1935
Kriewaldt, Clint [LB], Wisconsin-Stevens Point	2003
Krisner, Bill [G], Oklahoma	1958
Kruczek, Mike [QB], Boston College	1976-79
Krupa, Joe [OT], Purdue	1956-64
Krutko, Larry [RB], West Virginia	1958-60
Kurpelis, Justin [LB], Penn State	2001-02
Kurrasch, Roy [E], UCLA	1948
Kvaternik, Cvonimir [G], Kansas	1934



STEELERS ALL-TIME ROSTER — 1933-2003

L

Lach, Steve [B], Duke	1946-47
LaCrosse, Dave [LB], Wake Forest	1987
Ladygo, Pete [G], Maryland	1952-54
Lajousky, Bill [G], Catholic U.	1936
Lake, Carnell [SS], UCLA	1989-98
Lamas, Joe [G], Mount St. Mary's ..	1942
Lambert, Frank [K], Mississippi	1965-66
Lambert, Jack [LB], Kent State	1974-84
Lantz, Montgomery [C], Grove City ..	1933
Lanza, Chuck [C], Notre Dame	1988-89
Larose, Dan [T], Missouri	1964
Lassann, Lou [E], Western Maryland ..	1938
Lasse, Dick [LB], Syracuse	1958-59
Lattner, John [B], Notre Dame	1954
Laux, Ted [B], St. Joseph of Penna. ..	1943*
Law, Hubbard [C], Sam Houston	1942, 45
Lawrence, Ben [G], Indiana (Pa.)	1987
Layne, Bobby [QB], Texas	1958-62
Lea, Paul [T], Tulane	1951
Leahy, Bob [QB], Emporia State	1971
Leahy, Gerald [T], Colorado	1957
Lee, Bernard [B], Villanova	1938
Lee, Danzell [TE], Lamar	1987
Lee, Greg [DB], Arkansas State	1988
Lee, Herman [T], Florida A & M	1957
Lee, John [B], Carnegie Tech	1939
Leftridge, Dick [B], West Virginia ..	1966
Lemek, Ray [G], Notre Dame	1962-65
Lester, Tim [FB], Eastern Kentucky ..	1995-98
Lettinger, Jim [G], Purdue	1933
Levanti, Lou [G], Illinois	1951-52
Levey, Jim [B]	1934-36
Lewis, Frank [WR], Grambling	1971-77
Lewis, Joe [T], Compton Junior	1958-60
Liddick, Dave [T], George Washington	1957
Lind, Mike [B], Notre Dame	1965-66
Lipps, Lou [WR/KR], So. Mississippi ..	1984-91
Lipscomb, Gene [T]	1961-62
Little, David [LB], Florida	1981-92
Littlefield, Carl [B], Wash. State	1939
Lloyd, Greg [LB], Fort Valley State ..	1988-97
Lockett, Charles [WR], Long Beach St. .	1987-88
Logan, Charles [E], Northwestern	1964
Logan, Mike [S], West Virginia	2001-03
Long, Bill [E], Oklahoma A & M	1949-50
Long, Terry [G], East Carolina	1984-91
Longnecker, Ken [T], Lebanon Val.	1960
Looney, Don [E], TCU	1941-42
Lott, John [C/G], North Texas State	1987
Loud, Kamil [WR], Cal-Poly San Luis Obispo	2000
Love, Duval [G], UCLA	1992-94
Lowe, Reggie [LB], Troy State	1999
Lowther, Russ [B], Detroit	1945
Lucas, Jeff [OT], West Virginia	1987
Lucente, John [B], W. Virginia	1945
Luna, Bob [B], Alabama	1959
Lusteg, Booth [K], Connecticut	1968
Lyons, Mitch [TE], Michigan State	1997-99

M

Mack, Red [B], Notre Dame	1961-63, 65
Mack, Rico [LB], Appalachian State	1993
Mackrides, Bill [QB], Nevada	1953
Maddox, Tommy [QB], UCLA	2001-03
Magac, Mike [G], Missouri	1965-66
Magulick, George [B], St. Francis	1944**
Maher, Francis [B], Toledo	1941
Malkovich, Joe [C], Duquesne	1935
Mallick, Francis [T]	1965
Malone, Mark [QB], Arizona State	1980-87
Mandich, Jim [TE], Michigan	1978
Mansfield, Ray [C], Washington	1964-76

Manske, Edgar [E], Northwestern	1938
Manuel, Rod [DE], Oklahoma	1997-98
Maples, Bob [C], Baylor	1971
Maras, Joe [C], Duquesne	1938-40
Marchi, Basilio [C], NYU	1934
Marchbroda, Ted [QB], St. Bon'ture & Detroit	1953, 55-56
Marion, Jerry [B], Wyoming	1967
Marker, Henry [B], W. Virginia	1934
Markland, Jeff [TE], Illinois	1988
Marotti, Lou [G], Toledo	1944**
Marsh, Curtis [WR], Utah	1997
Martha, Paul [B], Pitt	1964-69
Martin, John [B], Oklahoma	1944
Martin, Tee [QB], Tennessee	2000-01
Martin, Vernon [B], Texas	1942, 44**
Masters, Bob [B], Baylor	1939, 43*
Masters, Walt [B], Penn	1944**
Mastrangelo, John [G], Notre Dame	1947-48
Matesic, Ed [B], Pitt	1936
Matesic, Joe [T], Arizona State	1954
Mathews, Ray [B], Clemson	1951-59
Mathis, Terance [WR], New Mexico	2002
Mattioli, Fran [G], Pitt	1946
Matuszak, Marv [LB], Tulsa	1953, 55-56
Maxson, Alvin [RB], So. Methodist	1977-78
May, Ray [LB], Southern Cal.	1967-69
Mayhew, Hayden [G], Tex. Mines	1936-38
Mays, Alvoird [CB], West Virginia	1995
Mays, Lee [WR], Texas-El Paso	2002-03
Mazzanti, Jerry [E], Arkansas	1967
McAfee, Fred [RB], Mississippi College	1994-98
McCabe, Richie [B], Pitt	1955, 1957-58
McCaffray, Art [T], Pacific	1946
McCall, Don [RB], Southern Cal.	1969
McCarthy, John [B], St. Francis	1944**
McClair, Jack [E], Bethune-Cookman	1955-60
McClung, Willie [T], Flor. A & M	1955-57
McConnell, Dewey [E], Wyoming	1954
McCullough, Hugh [B], Oklahoma	1939, 43*
McDade, Karl [C], Portland	1938
McDonald, Ed [B], Duquesne	1936
McDonough, Coley [QB], Day	1939-41, 44**
McDonough, Paul [E], Utah	1938
McFadden, Marv [G], Mich. St.	1953, 56
McGee, Ben [E], Jackson State	1962-74
McGovern, Rob [LB], Holy Cross	1991
McGriff, Tyrone [G], Florida A & M	1980-82
McKyer, Tim [CB], Texas-Arlington	1994
McMakin, John [TE], Clemson	1972-74
McNally, Johnny "Blood" [B], St. John of Minnesota	1934, 37-39
McNamara, Ed [T], Holy Cross	1945
McPeak, Bill [E], Pitt	1949-57
McWilliams, Tom [B], Miss St.	1950
Meadows, Ed [E], Duke	1955
Meeks, Bryant [C], S. Carolina	1947-48
Mehlich, Chuck [E], Duquesne	1946-51
Meilinger, Steve [E], Kentucky	1961
Merkovsky, Elmer [T], Pitt	1944** 45-46
Merrilweather, Mike [LB], Pacific	1982-87
Messner, Max [LB], Cincinnati	1964-65
Meyer, Dennis [DB], Arkansas State	1973
Meyer, Ron [QB], S. Dakota State	1966
Michael, Bill [G], Ohio State	1957
Michaels, Ed [G], Villanova	1943*
Michaels, Lou [E], Kentucky	1961-63
Michalik, Art [G], St. Ambrose	1955-56
Middleton, Kelvin [SS], Wichita State ..	1987
Midler, Lou [G], Minnesota	1939
Miles, Eddie [LB], Minnesota	1990
Miller, Jim [QB], Michigan State	1995-96
Miller, Josh [P], Arizona	1996-03
Miller, Tom [E], Hampden Sydney	1943*
Mills, Ernie [WR], Florida	1991-96



STEELERS ALL-TIME ROSTER — 1933-2003

Milons, Freddie [WR], Alabama	2003
Minarik, Henry [E], Michigan State	1951
Miner, Tom [E], Tulsa	1958
Mingo, Gene [K]	1969-70
Minni, Frank [B], San Jose State	1949
Minter, Michael [DT], North Texas St.	1987
Modzelewski, Dick [T], Maryland	1955
Modzelewski, Ed [B], Maryland	1952
Moegle, Dick [B], Rice	1960
Monsen, Tony [C], Michigan	1951
Moore, Bill [B], Loyola of New Orleans	1933
Moore, Red [G], Penn State	1947-49
Morales, Gonzales [B], St. Mary's of California	1947-48
Morgan, Bob [B], New Mexico	1967-68
Moriarty, Tom [S], Bowling Green	1970
Morrall, Earl [QB], Mich. State	1957-58
Morris, Byron "Bam" [RB], Texas Tech	1994-95
Morris, John [B], Oregon	1960
Morse, Steve [RB], Virginia	1975
Moser, Rick [RB], Rhode Island	1978-79, 81-82
Mosher, Clure [C], Louisville	1942
Mosley, Norm [B], Alabama	1948
Moss, Paul [E], Purdue	1933
Motley, Marion [B], Nevada	1955
Mott, Norm [B], Georgia	1934
Mularkey, Mike [TE], Florida	1989-91
Mulleneaux, Lee [C], Northern Arizona	1935-36
Mullins, Gerry [G/O], Southern Calif.	1971-79
Murley, Dick [T], Purdue	1956
Murray, Earl [G], Purdue	1952
Musulin, George, Pitt	1938
Myslinski, Tom [OL], Tennessee	1996-97, 2000

N

Nagler, Gem [E], Santa Clara	1959
Naiota, John [B], St. Francis	1942, 45
Nardi, Dick [B], Ohio State	1939
Nelsen, Bill [QB], Southern Cal.	1963-67
Nelson, Darrell [TE], Memphis State	1984-85
Nelson, Edmund [NT/DE], Auburn	1982-87
Nery, Carl [G], Duquesne	1940-41
Newberry, Tom [G], Wisconsin-La Crosse	1995
Newsome, Harry [P], Wake Forest	1985-89
Niccolai, Armand [T/K], Duquesne	1934-42
Nicholas, Allen [B], Temple	1945
Nicholas, Bob [T], Stanford	1965
Nickel, Elbie [E], Cincinnati	1947-57
Nickerson, Hardy [LB], California	1987-92
Nicksich, George [G], St. Bonaventure	1950
Nisby, John [G], Pacific	1957-61
Nix, Kent [QB], TCU	1967-69
Nixon, Mike [B], Pitt	1935
Nkwenti, Mathias [OT], Temple	2001-03
Noble, Leo [G], Penn State	1948-49
Nofsinger, Terry [QB], Utah	1961-64
Noppenberg, John [B], Miami	1940-41
Nosich, John [T], Duquesne	1938
Nutter, "Buzz" [C], VPI	1961-64
Nuzum, Jerry [B], New Mex. A & M	1948-51

9

O'Brien, Fran [T], Mich. State	1966-67
O'Brien, John [E], Florida	1954-56
O'Dell, Mel [B], Duquesne	1944** 45
Odum, Henry [RB], So. Carolina St.	1963
O'Donnell, Neil [QB], Maryland	1990-95
Okobi, Chukky [C/G], Purdue	2001-03
Oehler, John [C], Purdue	1933-34
Oelrich, John [B], St. Ambrose	1938
O'Leary, Dan [TE], Notre Dame	2002
Oldham, Chris [CB], Oregon	1995-99
Oldham, Ray [DB], Middle Tennessee St.	1978
Olejniczak, Stan [T], Pitt	1935

Oliver, Clarence [DB], San Diego St.	1969-70
Olavsky, Jerry [LB], Pittsburgh	1989-97
Oliszewski, Al [E], Penn St & Pitt	1945
O'Malley, Joe [E], Georgia	1955-56
O'Neil, Bob [G], Notre Dame	1956-57
Oniskey, Dick [G], Chattanooga	1955
Opfar, Dave [DE/NT], Penn State	1987
Orlando, Bo [S], West Virginia	1998
Orr, Jim [E], Georgia	1958-60
Orthman, Chuck [QB], Michigan	1951
O'Shea, Terry [TE], California (Pa)	1989-90
Oswald, Paul [C], Kansas	1987
Owens, Darrick [WR], Mississippi	1992

P

Palele, Si'ulagi [G], Nevada-Las Vegas	1993
Palmer, Tom [T], Wake Forest	1953-54
Papach, George [B], Purdue	1948-49
Parker, Frank [DT], Oklahoma State	1968-69
Parrish, James [OL], Temple	1995
Paschell, Bill [B]	1940
Pascka, Gordon [G], Minnesota	1943
Pastin, Frank [G], Waynesburg	1941
Patrick, John [B], Penn State	1941, 45-46
Patterson, Bill [QB], Baylor	1940
Pavia, Ralph [G], Dayton	1947
Pavkov, Stanko [G], Idaho	1939-40
Peaks, Clarence [B], Mich. State	1964-65
Pearson, Barry [WR], Northwestern	1972-73
Pearson, Preston [B], Illinois	1970-74
Pegram, Eric [RB], North Texas State	1995-96
Pense, Leon [QB], Arkansas	1945
Perko, John [G], Duq.	1937-40, 44*, 45-47
Perry, Darren [FS], Penn State	1992-98
Perry, Lowell [B], Michigan	1956
Petchel, John [QB], Duquesne	1945
Petersen, Ted [OT/C], E. Illinois	1977-83, 87
Peterson, Todd [K], Georgia	2002
Petrella, John [B], Penn State	1945
Piatukas, George [E], Duquesne	1938-41
Pierre, John [E], Pitt	1945
Pillath, Roger [T], Wisconsin	1966
Pine, Ed [LB], Utah	1965
Pirney, Ray [OT/G/C], Washington	1976-78, 80-82, 85-87
Pirro, Rocco [G], Catholic U.	1940-41
Pittman, Mel [C], Hardin-Simmons	1935
Pokorny, Frank [WR], Youngstown St.	1985
Polamalu, Troy [S], Southern California	2003
Pollard, Frank [RB], Baylor	1980-88
Popovich, John [B], St. Vincent	1944*-45
Porter, Joey [LB], Colorado State	1999-03
Postus, Al [B], Villanova	1945
Poteat, Hank [CB], Pittsburgh	2000-02
Pottios, Myron [LB], Notre Dame	1961-65
Potts, Bill [B], Villanova	1934
Pough, Ernest [WR], Texas Southern	1976-77
Pourandesh, Shar [T], Nevada	1999-00
Powell, Tim [E], Northwestern	1966
Powers, John [E], Notre Dame	1962-66
Pratko, Bill [LB], Pitt	1957
Putzier, Rollin [DT], Oregon	1988

Q

Quatse, Jesse [T], Pitt	1933-34
Quick, Jerry [OT/G], Wichita State	1987
Quinn, Mike [QB], Stephen F. Austin	1997

R

Raborn, Carroll [C], SMU	1936-37
Rado, Alex [B], New River State	1934-35
Rado, George [G], Duquesne	1935-37
Radosovich, George [C], Pitt	1953
Raunas, Vince [B], VMI	1949

STEELERS ALL-TIME ROSTER — 1933-2003

Rajkovich, Pete [B], Detroit	1934	Sandig, Curt [B], St. Mary of Tex.	1942
Randle El, Antwaan [WR], Indiana	2002-03	Sandusky, Mike [G], Maryland	1957-65
Randour, Hub, Pitt	1935	Sapp, Theron [B], Georgia	1963-65
Rankin, Walt [B], Texas Tech	1944**	Saul, Bill [LB], Penn State	1964, 66-68
Rasby, Walter [TE], Wake Forest	1994	Saumer, Sylvester [B], St. Olaf	1934
Raskowski, Leo [T], Ohio State	1933	Scales, Charles [B], Indiana	1960-61
Rasmussen, Randy [C-G], Minnesota	1984-86	Scarbach, Jack [QB], Maryland	1956
Ravotti, Eric [LB], Penn State	1994-96	Scales, Charles [B], Indiana	1960-61
Raybon, Israel [DE], North Alabama	1996	Scherer, Bernard [E], Nebraska	1939
Reavis, Dave [DT], Arkansas	1974-75	Schiechl, John [C], Santa Clara	1941-42
Rechichar, Bert [B], Tennessee	1960	Schmidt, John [C], Carnegie Tech	1940
Recutt, Ray [E], VMI	1943*	Schmitz, Bob [LB], Montana St.	1961-66
Reed, Jeff [K], North Carolina	2002-03	Schneck, Mike [LS], Wisconsin	1999-03
Reeder, Dan [RB], Delaware	1986, 87	Schnelker, Bob [E], Bowling Green	1961
Reese, Jerry [DE], Kentucky	1988	Schuelke, Karl [B], Wisconsin	1939
Reger, John [LB], Pitt	1955-63	Schultz, Eberle [G], Oregon St.	1941-42
Renfro, Will [G], Memphis State	1960	Schwartz, Elmer [B], Wash. St.	1933
Repko, Joe [T], Boston College	1946-47	Schweder, John [G], Penn	1951-55
Reutershan, Randy [DB], Pitt	1978	Scolnik, Glenn [WR], Indiana	1973
Reynolds, Billy [B], Pitt	1958	Scot, Wilbert [LB], Indiana	1961
Reynolds, Jim [B], Oklahoma A & M	1946	Scott, Chad [CB], Maryland	1997-03
Rhodes, Don [T], W & J	1933	Scudero, Joe [B], San Francisco	1960
Ribble, Loran [G], Hardin-Simmons	1934-35	Seabough, Todd [LB], San Diego St.	1984
Richards, Perry [E], Detroit	1957	Seabright, Charles [QB], W. Virginia	1946-50
Richardson, Huey [LB/DE], Florida	1991	Seals, Ray [DE], none	1994-95
Richardson, Terry [RB], Syracuse	1996	Searcy, Leon [OT], Miami (Fla.)	1992-95
Richmond, Rock [DB], Oregon	1987	Sears, Vic [T], Oregon State	1943*
Ricketts, Tom [OT], Pittsburgh	1989-91	Sebastian, Mike [B], Pitt	1935
Riemersma, Jay [TE], Michigan	2003	Seitz, Warren [TE], Missouri	1986
Rienstra, John [G], Temple	1966-90	Semes, Bernard [B], Duquesne	1944**
Rifle, Dick [B], Albright	1941-42	Seward, Dean [B]	
Riley, Avon [LB], UCLA	1987	Sexton, Brent [DB], Elon	1977
Riley, Cameron [DB], Missouri	1987	Shaffer, George [B], W & J	1933
Rivera, Gabe [DT], Texas Tech	1983	Shanklin, Ron [WR], N. Tex. St.	1970-74
Rizzo, Tony, Duquesne	1938	Sharp, Rick [T], Washington	1970-71
Roberts, John [B], Georgia	1934	Shaw, Bobby [WR], California	1998-01
Robinson, Ed [LB], Florida	1994	Sheffield, Chris [CB], Albany State	1986-87
Robinson, Gil [E], Catawba	1933	Shell, Donnie [SS], So. Carolina St.	1974-87
Robinson, Jack [T], N.E. Mo. St.	1938	Shelton, Richard [CB], Liberty	1990-93
Robnett, Marshall [C], Texas A & M	1944**	Shepard, Charles [B], N. Tex. St.	1956
Rodak, Mike [B], Western Reserve	1942	Sheriff, Stan [LB], Cal. Polytech	1954
Rodenhauser, Mark [LS/C]	1998	Sherman, Alex [QB], Brooklyn	1943*
Rodgers, John [TE], La. Tech	1982-84	Sherman, Bob [B], Iowa	1964-65
Rogel, Fran [B], Penn State	1950-57	Shields, Burrell [B], John Carroll	1954
Rogers, Cullen [B], Texas A & M	1946	Shields, Scott [S], Weber State	1999-00
Rorison, Jim [T], Southern Cal.	1938	Shiner, Dick [QB], Maryland	1968-69
Rosepink, Marty [G], Pitt	1947	Shipkey, Jerry [B], UCLA	1948-52
Ross, Oliver [OL], Iowa State	2000-03	Shorter, Jim [B], Detroit	1969
Rostovsky, Pete [OT], Connecticut	1984-86	Shugarts, Bret [DE], Indiana (Pa.)	1987
Rouen, Tom [P], Colorado	2002	Shurtz, Hubert [T], LSU	1948
Rowley, Bob [LB], Virginia	1963	Shy, Don [B], San Diego St.	1967-68
Rowser, John [DB], Michigan	1970-73	Simerson, John [T], Purdue	1958
Royals, Mark [P], Appalachian State	1992-94	Simien, Tracy [LB], Texas Christian	1989
Roy, Orpheus [DE], Florida State	1996-99	Simington, Milt [B], Arkansas	1942
Rozzell, Aubrey [LB], Delta State	1957	Simmons, Jason [CB], Arizona State	1998-01
Rucinski, Ed [E], Indiana	1944**	Simmons, Jerry [WR], Bethune-Cookman	1965-66
Ruff, Guy [LB], Syracuse	1982	Simmons, Kendall [G], Auburn	2002-03
Ruple, Ernie [T], Arkansas	1968-69	Simms, Bob [E], Rutgers	1962
Russell, Andy [LB], Missouri	1963, 1966-76	Simpson, Jack [B], Florida	1961-62
Ryan, Ed [E], St. Mary's (Cal.)	1948	Simpson, Tim [G/C], Illinois	1994
		Sims, Darryl [DE], Wisconsin	1985-86
		Sinkovitz, Frank [C], Duke	1947-52
		Sirochman, George [G], Duquesne	1942
Sader, Steve [B]	1943*	Sites, Vince [E], Pitt	1936-37
Sadowski, Troy [TE], Georgia	1997-98	Skansi, Paul [WR], Washington	1983
Salata, Paul [E], Southern California	1950-51	Skladany, Joe [E], Pitt	1934
Sample, John [B], Maryland St.	1961-62	Skorich, Nick [G], Cincinnati	1946-48
Samuel, Don [B], Oregon State	1949-50	Skoronski, Ed [E], Purdue	1935-36
Samuelson, Carl [T], Nebraska	1948-51	Skulos, Mike [G], W & J	1938
Sanchez, Lupe [CB/KR], UCLA	1986-88	Slater, Walt [B], Tennessee	1947
Sandberg, Sigurd [T], Iowa Wes.	1935-37	Small, Fred [LB], Washington	1985
Sandefur, Wayne [B], Purdue	1936-37	Smith, Aaron [DE], Northern Colorado	1999-03
Sanders, Chuck [RB], Slippery Rock	1986-87	Smith, Ben [E], Alabama	1934-35
Sanders, John [G], SMU	1940-42	Smith, Billy Ray [T], Arkansas	1958-60

S



STEELERS ALL-TIME ROSTER — 1933-2003

Smith, Bob [B], N. Texas State	1966
Smith, Dave [WR], Indiana (Pa.)	1970-72
Smith, Jim [WR], Michigan	1977-82
Smith, Kevin [S], Rhode Island	1991
Smith, Laverne [RB], Kansas	1977
Smith, Marvel [OT], Arizona State	2000-03
Smith, Ron [QB], Richmond	1966
Smith, Steve [E], Michigan	1966
Smith, Stu [QB], Bucknell	1937-38
Smith, Truett [QB], Wyoming & Mississippi St.	1950-51
Smith, Warren [T], Kansas Wes.	1948
Snell, Ray [OT], Wisconsin	1984-85
Snyder, Bill [G], Ohio U.	1934-35
Sodaski, John [DB], Villanova	1970
Soleau, Bob [LB], Wm. & Mary	1964
Solomon, Ariel [G/OT], Colorado	1991-95
Somers, George [T], LaSalle	1941-42
Sorce, Ross [T], Georgetown	1945
Sortet, Wilbur [E], West Virginia	1933-40
Souchak, Frank [E], Pitt	1939
Spencer, Todd [RB], So. Cal.	1984-85
Spinks, Jack [G], Alcorn A & M	1952
Spizak, Charley [QB], Cam. Tech	1938
St. Pierre, Brian [QB], Boston College	2003
Staat, Jeremy [DE], Arizona State	1998-00
Staggers, Jon [WR], Missouri	1970-71
Stai, Brenden [G], Nebraska	1995-99
Stallworth, John [WR], Alabama A&M	1974-87
Stanton, John [B], N. Car. St.	1961
Stark, Rohn [P], Florida State	1995
Starret, Ben [B], St. Mary's of Cal.	1941
Station, Larry [LB], Iowa	1986
Stautner, Ernie [T], Bost. Col.	1950-63
Steed, Joel [NT], Colorado	1992-99
Steele, Ernie [B], Washington	1943*
Stehouwer, Ron [B], Colorado State	1960-64
Stenger, Brian [LB], Notre Dame	1969-72
Stenn, Paul [T], Villanova	1947
Stephens, Jaiman [OT], North Carolina A&T	1996-98
Steward, Denn [B], Ursinus	1943*
Stewart, Kordell [QB], Colorado	1995-02
Stock, John [E], Pitt	1956
Stock, Mark [WR], Virginia Military	1989
Stofko, Ed [B], St. Francis	1945
Stone, Dwight [WR/RB/KR], Middle Tennessee State ..	1987-94
Stoudt, Cliff [QB], Youngstown St.	1977-83
Stough, Glen [T], Duke	1945
Stowe, Tyronne [LB], Rutgers	1987-90
Strand, Eli [G], Iowa State Coll.	1966
Strom, Rick [QB], Georgia Tech	1989-93
Strugar, George [T], Washington	1962
Strutt, Art [B], Duquesne	1935-36
Stryzinski, Dan [P], Indiana	1990-91
Strzelczyk, Justin [OT], Maine	1990-99
Stule, Ernie [B]	
Stuivants, Russell [S], Youngstown State	2003
Suhey, Steve [G], Penn State	1948-49
Sulima, George [E], Boston U.	1952-54
Sullivan, Chris [DE], Boston College	2000
Sullivan, Frank [C], Loyola (New Or.)	1940
Sullivan, Robert [B], Holy Cross Iowa	1947
Sutherland, Don [B], Ohio State	1959-60
Sutton, Ricky [DL], Auburn	1993
Swain, John [CB], Miami (Fla.)	1985-86
Swann, Lynn [WR], Southern Cal.	1974-82
Sweeney, Calvin [WR], Southern Cal.	1980-87
Sweeney, Jim [C/G], Pittsburgh	1996-99
Sydnor, Willie [WR/KR], Syracuse	1982
Szot, Walter [T], Bucknell	1949-93

T

Tanguay, Jim [B], NYU	1933
Tarasovic, George [E], LSU	1952-53, 56-63
Tatum, Jesse [E], N. Carolina State	1938

Taylor, Ike [CB], Louisiana-Lafayette	2003
Taylor, Jim [LB], Baylor	1956
Taylor, Mike [T], Southern Cal.	1968-69
Tepe, Lou [C], Duke	1953-55
Terry, Nat [CB], Florida State	1988
Tesser, Ray [E], Carnegie Tech	1933-34
Tharpe, Larry [OT], Tennessee State	2001
Thelwell, Ryan [WR], Minnesota	1999
Thigpen, Yancey [WR], Winston-Salem State	1992-97
Thomas, Ben [DE/DT], Auburn	1988
Thomas, Clendon [B], Oklahoma	1962-68
Thomas, J.T. [CB/S], Florida St.	1973-77, 79-81
Thompson, Clarence [B], Minnesota	1937-38
Thompson, Donnel [LB], Wisconsin	2000
Thompson, Leroy [RB], Penn State	1991-93
Thompson, Tommy [QB], Tulsa	1940
Thompson, Weegie [WR], Florida St.	1984-89
Thornton, Sidney [RB], Northwestern La.	1977-82
Thurbon, Bob [B], Pitt	1943-44**
Tiller, Morgan [E], Denver	1945
Insley, Sid [B], Clemson	1945
Titus, George [C], Holy Cross	1946
Titus, Silas [E], Holy Cross	1945
Toews, Loren [LB], California	1973-83
Tomasetti, Lou [B], Bucknell	1939-40
Tomasic, Andy [B], Temple	1942-46
Tomczak, Mike [QB], Ohio State	1993-99
Tomlinson, Dick [G], Kansas	1950-51
Tommonson, Clarence [B], Wisconsin	1938-39
Tosi, John [B], Niagara	1939
Totten, Erik [S], Western Washington	2002
Townsend, Deshea [CB], Alabama	1998-03
Tracy, Tom [B], Tennessee	1958-63
Trout, Dave [PK], Pitt	1981, 87
Tsoulsouvass, Lou [C], Stanford	1938
Tuggle, Anthony [CB/S], Nichols St.	1985, 87
Tuman, Jerame [TE], Michigan	1999-03
Turk, Dan [C], Wisconsin	1985-86
Turley, John [QB], Ohio Wesleyan	1935-36
Tyrlski, Rich [G], Utah State	2000-01
Tyrell, Tim [RB], Northern Illinois	1998

Y

Valentine, Zack [LB], East Carolina	1979-81
Van Dyke, Bruce [G], Missouri	1967-73
Varnhorne, Frank [T], Notre Dame	1955-60
Vaughan, John [QB], Ind. St. (Pa.)	1933-34
Veals, Elton [RB], Tulane	1984
Veasey, Craig [DL], Houston	1990-91
Vidoni, Vic [E], Duquesne	1935-36
Vincent, Keydrick [G], Mississippi	2001-03
Vincent, Shawn [CB], Akron	1991
Von Oelhofen, Kim [DL], Boise State	2000-03
Voss, Lloyd [T], Nebraska	1966-71
Vrabel, Mike [LB], Ohio St.	1997-00

W

Wade, Bob [DB], Morgan State	1968
Wade, Tom [QB], Texas	1964-65
Wager, Clint [E], St. Mary's Minn.	1944**
Wagner, Mike [S], Western Illinois	1971-80
Walden, Bob [P], Georgia	1968-77
Walker, Sammy [CB], Texas Tech	1991-92
Wallace, Ray [RB], Purdue	1989
Walsh, Bill [C], Notre Dame	1949-55
Ward, Hines [WR], Georgia	1998-03
Warren, Buist [B], Tennessee	1945
Warren, Xavier [DE/DT], Tulsa	1987
Washington, Anthony [CB], Fresno State	1981-82
Washington, Clarence [DT], Arkansas AM & N	1969-70
Washington, Dewayne [CB], N. Carolina State	1998-03
Washington, Robert [OT], Alcorn State	1987
Washington Sam [CB], Miss. Val. St.	1982-85



STEELERS ALL-TIME ROSTER — 1933-2003

Watkins, Tom [B], Iowa State	1968
Watson, Allen [K], Newport (Wales)	1970
Watson, Sid [B], Northeastern	1955-57
Webster, Elardo [LB], Rutgers	1992
Webster, George [LB], Michigan State	1972-73
Webster, Mike [C], Wisconsin	1974-88
Weed, Thurlow [K], Ohio State	1955
Weinberg, Henry [G], Duquesne	1934
Weinstock, Izzy [B], Pitt	1937-38
Weisenbaugh, Henry [B], Pitt	1935
Wells, Billy [B], Mich. State	1957
Wendick, Joe [E], Oregon State	1941
Wenzel, Ralph [E], Tulane	1942
Wenzel, Ralph [G], San Diego St.	1966-70
Westfall, Ed [B], Ohio Wesleyan	1933
Wetzel, Damon [B], Ohio State	1935
Wheeler, Ernie [B], N. Dakota State	1939
Whelan, Tom [B], Catholic U.	1933
White, Byron [B], Colorado	1938
White, Dwight [DE], East Texas State ..	1971-80
White, Paul [B], Michigan	1947
Wiehl, Joe [T], Duquesne	1935
Wiggins, Paul [OT], Oregon	1997
Wilburn, J. R. [WR], S. Carolina	1966-70
Wilcots, Solomon [S], Colorado	1992
Wiley, Jack [T], Wayneburg	1946-50
Wilkinson, Eric [RB/WR], Kent State ..	1989
Williams, Albert [LB], UTEP	1987
Williams, Dave [WR], Washington	1973
Williams, Don [G], Texas	1941
Williams, Eric [S], N.C. State	1983-86
Williams, Erwin [WR], Maryland St.	1969
Williams, Gerald [NT/DE], Auburn	1986-94
Williams, Jerrol [LB], Purdue	1989-92
Williams, Joe [LB], Grambling	1987
Williams, Joe [B], Ohio State	1939
Williams, John L. [FB], Florida	1994-95
Williams, Ray [CB], Rhode Island	1987
Williams, Robert [S], Eastern Illinois ..	1974
Williams, Sidney [LB], Southern	1969
Williams, Warren [RB], Miami (Fla.) ..	1988-92
Williams, Willie [CB], Western Carolina ..	1993-96
Williamson, Fred [B], Northwestern	1960
Willis, Keith [DE], Northeastern	1982-87, 89-91

Wilson, Bill [E], Gonzaga	1938
Wilson, Frank [TE], Rice	1982
Winfrey, Carl [LB], Wisconsin	1972
Wingle, Blake [G], UCLA	1983-85
Winston, Dennis [LB], Arkansas	1977-81, 85-86
Withycombe, Mike [C], Fresno State	1991
Witman, Jon [FB], Penn State	1996-01
Wolf, Jim [DE], Prairie View	1974
Wolfe, Craig [G/OT], Syracuse	1980-89
Wolford, Will [G/T], Vanderbilt	1996-98
Womack, Joe [B], Los Angeles St.	1962
Woodard, Ken [LB], Tuskegee Institute ..	1987
Woodley, David [QB], Louisiana St.	1984-85
Woodruff, Dwayne [CB], Louisville	1979-85, 87-90
Woods, Rick [S/CB], Boise State	1982-86
Woodson, Marv [B], Indiana	1964-69
Woodson, Rod [DB/KR], Purdue	1987-96
Woodford, Donnell [CB], Clemson	1997
Worley, Tim [RB], Georgia	1989-91, 93
Woudenberg, John [T], Denver	1940-42
Wren, Lowe [B], Missouri	1960
Wright, Anthony [QB], South Carolina ..	1999
Wukits, Al [C], Duquesne	1943*-44*-45
Wydo, Frank [T], Cornell	1947-51

Y

Young, Al [WR], South Carolina St.	1971-72
Young, Dick [B], Chattanooga	1957
Young, Theo [TE], Arkansas	1987
Younger, Paul [B], Grambling	1958
Yurchey, John [B], Duquesne	1940

Z

Zaninelli, Silvio [B], Duquesne	1934-37
Zereoue, Amos [RB], West Virginia	1999-03
Zgonina, Jeff [DL], Purdue	1993-94
Zimmerman, Leroy [QB], San Jose St.	1943*
Zombek, Joe [E], Pitt	1954
Zopetti, Frank [B], Duquesne	1941

*Steelers combined with Philadelphia Eagles

**Steelers combined with Chicago Cardinals

Current players in bold

STEELERS ALL-TIME ASSISTANT COACHES

Abril, Bobby	1994-95	Fox, John	1989-91	Lewis, Art	1960-61	Skladany, Joseph	1947
Arians, Bruce	First Year	Fry, Bob	1969-73	Lewis, Marvin	1992-95	Skorich, Nick	1955-57
Archer, Mike	1996-02	Furness, Steve	1992-93	Lewis, Tim	1995-03	Snyder, Bob	1955
Bach, Joe	1935-36	Gailey, Chan	1994-97	McGraw, Thurman	1958-61	Sortel, Wilbur	1940
Ball, Herman	1955	Gilbride, Kevin	1999-00	McLaughlin, Leon	1966-68	Souchak, Frank	1946
Blackledge, Ron	1982-91	Gilmer, Harry	1957-60	McPeak, Bill	1956-58	Spencer, Kevin	2002-03
Bratkowski, Bob	1999-00	Greene, Joe	1987-91	Meyers, Bill	1984	Spezzaferro, John	1976
Brault, Dave	1989-91	Grimm, Russ	2001-03	Micholosen, John	1946-47	Stautner, Ernie	1963-64
Bridgers, John	1989	Guy, John	1992-93	Mitchell, John	1995-03	Stephenson, Kent	1992-00
Butler, Jack	1961-63	Hacklett, Walter	1969-70	Moore, Tom	1977-89	Stewart, George	1989-91
Butler, Keith	2003	Handler, Phil	1944	McNally, Johnny "Blood"	1936	Stille, Ken	1959-63
Capers, Bud	1992-94	Harrison, Bob	1992-93	Mularkey, Mike	1996-03	Summer, Charley	1969-72
Carson, Don	1972-77	Haslett, Jim	1997-99	Neale, Greasy	1943	Taylor, Hugh	1966-68
Cherundolo, Charles	1948-57, 61	Hayes, Jay	1999-01	Nixon, Mike	1961-65	Taylor, Lionel	1970-76
Clements, Tom	2001-03	Hefferle, Ernie	1965	Ormliston, Ken	1948-50	Torgerson, LaVerne	1962-68
Coffey, Max	1969-71	Heinrich, Don	1966-68	Painter, Dwain	1988-91	Uram, Paul	1972-81
Craig, Russ	1956	Henry, Jack	1990-91	Parilli, Babe	1971-73	Valesente, Bob	1990-91
Culley, David	1996-98	Hoak, Dick	1972-03	Patrick, Frank	1948	Walls, Will	1962-63
Daniel, James	First Year	Hodgson, Pat	1992-95	Perles, George	1972-81	Walker, Dick	1978-81
Davis, Robert	1951	Horton, Ray	First Year	Perry, Darren	2003	Walton, Frank	1947
DePasqua, Carl	1988	Hughes, Jed	1984-88	Perry, Lowell	1957	Walton, Joe	1990-91
Dilmancheff, Boris	1958-59	Hunter, Hal	1985-88	Plasman, Dick	1958-61	Whipple, Mark	First Year
Dorais, Gus	1952	Jackson, Kenny	2001-03	Radakovich, Dan	1971, 74-77	Whisenhunt, Ken	2001-03
Doran, Jim	1964-65	Jones, Edgar	1953	Ramsey, Buster	1962-64	Widenhofer, Woody	1973-83
Dotsch, Rolfe	1976-81	Keane, Tom	1965	Reese, Cad	1934-36	Wray, Lud	1945
Dudley, Bill	1956	Kiesling, Walt *1938-39, 41, 49-54, 57-61		Riecke, Lou	1970-79	Zook, Ron	1996-1998
Dungy, Tony	1981-88	Kolb, John	1982-91	Ronzani, Gene	1954		
Eatman, Irv	2000	Kuharich, Joe	1946	Robinson, Willy	2001-03		
Erhardt, Ron	1982-88	Kuyner, Bobby	1984-85	Rooker, Harvey	1948		
Ewans, Walt	1966-68	LeBeau, Dick	1992-96	Rooney, JP	1934-35		
Fletcher, Tom	1982-88	Leonard, Jim	1942	Rust, Rod	1989		
Fitzgerald, Dennis	1982-88			Sherman, Ray	1998		

*Kiesling and Neale were co-head coaches of Phil-Pitt in 1943

Kiesling and Handler were co-head coaches of Card-Pitt in 1944

Current coaches in bold



STEELERS RECORDS

STEELERS INDIVIDUAL LEADERS

PASSING

Player	Years	Att.	Comp.	Yards	Pct.	TDs	INTs	Rating
1. Terry Bradshaw	1970-83	3,901	2,025	27,989	51.9	212	210	71.1
2. Kordell Stewart	1995-02	2,107	1,190	13,328	56.4	70	72	72.3
3. Neil O'Donnell	1990-95	1,871	1,069	12,867	57.1	68	39	81.6
4. Bobby Brister	1986-92	1,477	776	10,104	52.5	51	57	69.8
5. Bobby Layne	1958-62	1,156	569	8,983	49.2	67	81	70.7
6. Jim Finks	1949-55	1,382	661	8,854	47.8	55	88	48.5
7. Mark Malone	1980-87	1,374	690	8,582	50.2	54	68	62.1
8. Mike Tomczak	1993-99	973	546	6,649	56.1	37	42	72.0
9. Tommy Maddox	2001-03	905	539	6,404	59.6	39	34	79.9
10. Ed Brown	1962-65	736	339	5,821	44.7	30	50	57.7
11. Bill Nelsen	1963-67	589	274	4,440	46.5	28	30	67.0
12. Dick Shiner	1968-69	513	245	3,278	47.8	25	27	54.7
13. Cliff Stoudt	1977-83	479	244	3,217	50.9	14	28	57.9
14. David Woodley	1984-85	339	179	2,630	52.8	14	21	66.2
15. Kent Nix	1967-69	451	217	2,597	48.1	14	33	46.1
16. Terry Hanratty	1969-75	417	159	2,428	38.1	24	34	42.6
17. Earl Morrall	1957-58	335	145	2,175	43.3	12	19	53.9
18. Joe Gilliam	1972-75	331	147	2,103	44.4	9	17	53.3
19. Ted Marchibroda	1953, 55-56	340	157	1,931	46.2	15	24	49.3

RUSHING

Player	Years	Att.	Yards	Avg.	LG	TDs
1. Franco Harris	1972-83	2,881	11,950	4.1	75t	91
2. Jerome Bettis	1996-03	2,323	9,262	4.0	50t	56
3. John Henry Johnson	1960-65	1,025	4,383	4.3	87	26
4. Frank Pollard	1980-88	953	3,989	4.2	52	20
5. Dick Hoak	1961-70	1,132	3,965	3.5	77	25
6. Barry Foster	1990-94	915	3,943	4.3	69	26
7. Rocky Bleier	1968, 70-80	928	3,865	4.2	70t	23
8. Walter Abercrombie	1982-87	842	3,343	4.0	50t	22
9. Fran Rogel	1950-57	900	3,271	3.6	51	17
10. Merrill Hoge	1987-93	819	3,115	3.8	41t	21
11. John "Frenchy" Fuqua	1970-76	699	2,942	4.2	85	21
12. Tom Tracy	1958-63	727	2,712	3.7	64	15
13. Kordell Stewart	1995-02	496	2,561	5.2	80t	37
14. Terry Bradshaw	1970-83	444	2,255	5.1	39	32
15. Preston Pearson	1970-74	573	2,243	3.9	47	8
16. Lynn Chandnois	1950-56	593	1,934	3.2	38	12
17. Earnest Jackson	1986-88	470	1,921	4.1	39	9
18. Amos Zereoue	1999-03	434	1,698	3.9	42	7
19. Sidney Thornton	1977-82	356	1,512	4.2	75	18
20. Bill Dudley	1942, 45-46	343	1,505	4.4	42	14

RECEIVING

Player	Years	Rec.	Yards	Avg.	LG	TDs
1. John Stallworth	1974-87	537	8,723	16.2	74t	63
2. Hines Ward	1998-03	425	5,051	11.9	77t	37
3. Louis Lipps	1984-91	358	6,018	16.8	89t	39
4. Lynn Swann	1974-82	336	5,462	16.3	68t	51
5. Elbie Nickel	1947-57	329	5,133	15.6	77t	37
6. Franco Harris	1972-83	306	2,284	7.5	44t	9
7. Charles Johnson	1994-98	250	3,400	13.6	84t	15
8. Merrill Hoge	1987-93	241	2,054	8.5	40	13
9. Ray Mathews	1951-59	230	3,919	16.1	78t	34
10. Buddy Dial	1959-63	229	4,723	20.6	88t	42
11. Plaxico Burress	2000-03	226	3,466	15.3	62t	17
12. Yancey Thigpen	1992-97	222	3,651	16.4	69t	21
13. Bennie Cunningham	1976-85	202	2,879	14.3	48	20
14. Roy Jefferson	1965-69	199	3,671	18.4	84t	29
15. Eric Green	1990-94	198	2,681	13.5	71t	24
16. Ron Shanklin	1970-74	166	3,047	18.4	81t	24
17. Lynn Chandnois	1950-56	163	2,062	12.6	55	8
18. Courtney Hawkins	1997-00	160	1,829	11.4	44t	5
19. Gary Ballman	1962-66	154	2,949	19.2	87t	22
20. Dwight Stone	1987-94	152	2,460	16.2	90	12
21. Fran Rogel	1950-57	150	1,087	7.2	64	2
22. Dick Hoak	1961-70	146	1,452	9.9	48	8
23. Val Jansante	1946-51	144	2,214	15.4	66	13
24. Andre Hastings	1993-96	143	1,566	10.9	60t	9

STEELERS INDIVIDUAL LEADERS

SCORING

	Player	Years	Tot. TDs	Rush	Rec.	PATs	2PTs	FGs	Points
1.	Gary Anderson	1982-94	0	0	0	416	0	309	1,343
2.	Roy Gerela	1971-78	0	0	0	293	0	146	731
3.	Franco Harris	1972-83	100	91	9	0	0	0	600
4.	Norm Johnson	1995-98	0	0	0	137	0	105	452
5.	John Stallworth	1974-87	64	1	63	0	0	0	384
6.	Jerome Bettis	1996-03	58	56	2	0	1	0	350
7.	Kris Brown	1999-01	0	0	0	98	0	80	336
8.	Lynn Swann	1974-82	53	1	51	0	0	0	318
9.	Mike Clark	1964-67	0	0	0	116	0	57	287
10.	Lou Michaels	1961-63	0	0	0	91	0	62	277
11.	Louis Lipps	1984-91	46	4	39	0	0	0	276
12.	Ray Mathews	1951-59	43	13	30	1	0	0	261
13.	Buddy Dial	1959-63	42	0	42	0	0	0	252
	Kordell Stewart	1995-02	42	37	5	0	0	0	252
15.	Hines Ward	1998-03	37	0	37	0	4	0	230

INTERCEPTIONS

	Player	Years	No.	Yds.	Avg.	LG	TDs
1.	Mel Blount	1970-83	57	736	12.9	52 t	2
2.	Jack Butler	1951-59	52	827	15.9	52	4
3.	Donnie Shell	1974-87	51	450	8.8	67	2
4.	Rod Woodson	1990-96	38	779	20.5	63 t	5
5.	Dwayne Woodruff	1979-85, 87-90	37	689	18.6	78 t	3
6.	Mike Wagner	1971-80	36	491	13.6	65	0
7.	Darren Perry	1992-98	32	505	16.8	42	1
	Jack Ham	1971-82	32	218	6.8	32 t	1
9.	Jack Lambert	1974-84	28	243	8.7	31	0
10.	Glen Edwards	1971-77	25	652	26.1	86 t	1
	Howard Hartley	1949-52	25	267	10.7	38	0
12.	Clendon Thomas	1962-68	23	233	10.1	33	0

QUARTERBACK SACKS

	Player	Years	Sacks
1.	Jason Gildon	1994-03	77.0
2.	L.C. Greenwood	1969-81	73.5
3.	Joe Greene	1969-81	66.0
4.	Keith Willis	1982-87, 89-91	59.0
5.	Greg Lloyd	1988-97	53.5
6.	Dwight White	1971-80	46.0
7.	Ernie Holmes	1972-77	40.0
8.	Kevin Greene	1993-95	35.5
	Joey Porter	1999-03	35.5
10.	Gary Dunn	1977-87	35.0
11.	Steve Furness	1972-80	32.0
12.	Mike Merriweather	1982-87	31.0
13.	Chad Brown	1993-96	30.0
14.	Robin Cole	1977-87	27.0
15.	Jack Ham	1971-82	25.5
16.	Keith Gary	1983-88	25.0
17.	Gerald Williams	1986-94	24.5

OPPONENT FUMBLE RECOVERIES

	Player	Years	No.
1.	Jack Ham	1971-82	21
2.	Donnie Shell	1974-87	19
3.	Carnell Lake	1989-98	16
	Joe Greene	1969-81	16
5.	Jack Lambert	1974-84	15
6.	Robin Cole	1977-87	14
	L.C. Greenwood	1969-81	14
	Greg Lloyd	1988-97	14
9.	Mel Blount	1970-83	11
	Mike Wagner	1971-80	11
11.	Jason Gildon	1994-03	10
	Bryan Hinkle	1982-93	10
13.	Levon Kirkland	1992-00	9
	David Little	1981-92	9
	Gary Dunn	1977-87	9



STEELERS INDIVIDUAL LEADERS

SERVICE

Most Seasons

15	Mike Webster (1974-88)
14	Donnie Shell (1974-87)
14	John Stallworth (1974-87)
14	Larry Brown (1971-84)
14	Mel Blount (1970-83)
14	Terry Bradshaw (1970-83)
14	Ernie Stautner (1950-63)
13	Tunch Ilkin (1980-92)
13	Joe Greene (1969-81)
13	L.C. Greenwood (1969-81)
13	Jon Kolb (1969-81)
13	Sam Davis (1967-79)
13	Ray Mansfield (1964-76)
13	Gary Anderson (1982-94)
13	Dermontti Dawson (1988-00)

Most Games

220	Mike Webster (1974-88)
201	Donnie Shell (1974-87)
200	Mel Blount (1970-83)
197	Gary Anderson (1982-94)
182	Ray Mansfield (1964-76)
181	Dermontti Dawson (1988-00)
181	Joe Greene (1969-81)
179	David Little (1981-92)
177	Jon Kolb (1969-81)
176	Tunch Ilkin (1980-92)
174	L.C. Greenwood (1969-81)
173	Ernie Stautner (1950-63)

Most Consecutive Games Played

177	Mike Webster (1974-85)
170	Dermontti Dawson (1988-99)
168	Ray Mansfield (1964-76)

SCORING

Most Total Points

Career:

1,343	Gary Anderson (1982-94), 416 PATs, 309 FGs
731	Roy Gerela (1971-78), 293 PATs, 146 FGs
600	Franco Harris (1972-83), 100 TDs
452	Norm Johnson (1995-97), 116 PATs, 79 FGs
384	John Stallworth (1974-87), 64 TDs
350	Jerome Bettis (1996-03), 58 TDs, 2-PT
336	Kris Brown (1999-01), 98 PATs, 80 FGs

Season:

141	Norm Johnson (1995), 39 PATs, 34 FGs
139	Gary Anderson (1985), 40 PATs, 33 FGs
124	Kris Brown (2001) 34 PATs, 30 FGs
123	Roy Gerela (1973), 36 PATs, 29 FGs
119	Gary Anderson (1983), 38 PATs, 27 FGs
119	Roy Gerela (1972), 35 PATs, 28 FGs
118	Gary Anderson (1988), 34 PATs, 28 FGs
117	Gary Anderson (1984), 45 PATs, 24 FGs
116	Gary Anderson (1993), 32 PATs, 28 FGs
113	Gary Anderson (1992), 29 PATs, 28 FGs
110	Lou Michaels (1962), 32 PATs, 28 FGs

Most Total Points Season (cont.)

107	Kris Brown (2000), 32 PATs, 25 FGs
106	Norm Johnson (1997), 40 PATs, 22 FGs
106	Norm Johnson (1996), 37 PATs, 23 FGs
105	Kris Brown (1999), 30 PATs, 25 FGs
104	Matt Bahr (1979), 50 PATs, 18 FGs
104	Gary Anderson (1994), 32 PATs, 24 FGs

Game:

24	Roy Jefferson (11/3/68 at Atlanta), 4 TDs
24	Ray Mathews (10/17/54 vs. Cleveland), 4 TDs

Most Touchdowns

Career:

100	Franco Harris (1972-83)
64	John Stallworth (1974-87)
58	Jerome Bettis (1996-03)
53	Lynn Swann (1974-82)
46	Louis Lipps (1984-91)
43	Ray Mathews (1951-59)
42	Buddy Dial (1959-63)
42	Kordell Stewart (1995-02)
37	Elbie Nickel (1947-57)
	Hines Ward (1998-03)
34	Merril Hoge (1987-93)

Season:

15	Louis Lipps (1985)
14	Franco Harris (1976)
12	Franco Harris (1979)
12	Roy Jefferson (1968)
12	Buddy Dial (1961)
12	Hines Ward (2002)

Game:

4	Roy Jefferson (11/3/68 at Atlanta)
4	Ray Mathews (10/17/54 vs. Cleveland)
3	Richard Huntley (9/12/99 at Cleveland)
3	Charles Johnson (11/1/98 vs. Tennessee)
3	Yancey Thigpen (12/7/97 vs. Denver)
3	Jerome Bettis (11/30/97 at Arizona) (OT)
3	Bam Morris (11/19/95 at Cincinnati)
3	Eric Pegram (11/5/95 at Chicago)
3	Barry Foster (9/27/93 at Atlanta)
3	Merril Hoge (10/29/90 vs. L.A. Rams)
3	Eric Green (10/14/90 at Denver)
3	Merril Hoge (11/26/89 at Miami)
3	Walter Abercrombie (12/13/86 at N.Y. Jets)
3	Weegie Thompson (11/2/86 vs. Green Bay)
3	Louis Lipps (9/8/85 vs. Indianapolis)
3	John Stallworth (11/25/84 vs. San Diego)
3	John Stallworth (11/4/84 vs. Houston)
3	Jim Smith (9/28/80 vs. Chicago)
3	Rocky Bleier (12/5/76 vs. Tampa Bay)
3	Steve Davis (9/22/74 at Denver)
3	Franco Harris (10/29/72 at Buffalo)
3	Earl Gros (12/21/69 vs. New Orleans)
3	John Henry Johnson (10/10/64 at Cleveland)



STEELERS INDIVIDUAL LEADERS

Most Field Goals

Career:

309	Gary Anderson (1982-94)
146	Roy Gerela (1971-78)
83	Norm Johnson (1995-98)
80	Kris Brown (1999-01)
62	Lou Michaels (1961-63)

Season:

34	Norm Johnson (1995)
33	Gary Anderson (1985)
30	Kris Brown (2001)
29	Roy Gerela (1973)
28	Gary Anderson (1993)
28	Gary Anderson (1992)
28	Gary Anderson (1988)
28	Roy Gerela (1972)
27	Gary Anderson (1983)
26	Norm Johnson (1998)

Game:

6	Jeff Reed (12/1/02 vs. Jacksonville)
		Gary Anderson (12/23/88 vs. Denver)

LONGEST FIELD GOALS

55	Gary Anderson (11/25/84 vs. San Diego)
55	Kris Brown (10/14/01 at Kansas City)
54	Gary Anderson (12/8/91 at Houston)
53	Gary Anderson (10/21/84 at Indianapolis)
52	Kris Brown (11/12/00 vs. Philadelphia)
52	Norm Johnson (11/9/97 at Baltimore)
52	Gary Anderson (11/13/88 vs. Philadelphia)
52	Gary Anderson (11/22/87 at Cincinnati)
52	Gary Anderson (11/17/85 at Houston)
51	Kris Brown (10/25/99 vs. Atlanta)
51	Jeff Reed (9/14/03 at Kansas City)
50	Jeff Reed (12/1/02 at Jacksonville)
50	Norm Johnson (11/19/95 at Cincinnati)
50	Gary Anderson (9/13/87 vs. San Francisco)
50	Gary Anderson (11/6/94 at Houston)
50	Lou Michaels (9/15/63 at Philadelphia)

Most Field Goal Attempts

Career:

395	Gary Anderson (1982-94)
227	Roy Gerela (1971-78)
127	Norm Johnson (1995-98)
109	Lou Michaels (1961-63)

Season:

44	Kris Brown (2001)
43	Roy Gerela (1973)
42	Gary Anderson (1985)
41	Norm Johnson (1995)
41	Roy Gerela (1972)
41	Lou Michaels (1963)

Game:

8	Lou Michaels (12/2/62 at St. Louis)
---	-------	-------------------------------------

Highest Field Goal Percentage

Career:

82.7	Norm Johnson (1995-98) (105-127)
78.4	Jeff Reed (2002-03) (40-51)
78.2	Gary Anderson (1982-94) (395-309)
77.7	Kris Brown (1999-01) (81-104)
64.3	Roy Gerela (1971-78) (227-146)

Season:

93.3	Gary Anderson (1993) (30-28)
89.4	Jeff Reed (2002) (17-19)
88.0	Norm Johnson (1997) (22-25)
86.2	Kris Brown (1999) (25-29)
87.0	Gary Anderson (1983) (31-27)
83.3	Kris Brown (2000) (25-30)
83.3	Gary Anderson (1982) (12-10)
82.9	Norm Johnson (1995) (41-34)
82.8	Gary Anderson (1994) (29-24)
81.5	Gary Anderson (1987) (27-22)
81.0	Roy Gerela (1975) (21-17)
80.0	Gary Anderson (1990) (25-20)
78.6	Gary Anderson (1985) (42-33)
77.8	Gary Anderson (1992) (36-28)
77.8	Gary Anderson (1988) (36-28)
76.7	Norm Johnson (1996) (30-23)

Most Consecutive Field Goals Made

19	Gary Anderson (1994)
----	-------	----------------------

Most Extra Points

Career:

416	Gary Anderson (1982-94)
293	Roy Gerela (1971-78)
116	Mike Clark (1964-67)

Season:

50	Matt Bahr (1979)
45	Gary Anderson (1984)
44	Roy Gerela (1975 & 1978)
40	Norm Johnson (1997)
40	Gary Anderson (1985)
40	Roy Gerela (1976)

Game:

8	Gary Kerkorian (11/30/52 vs. N.Y. Giants)
---	-------	---

Most Extra Point Attempts

Career:

420	Gary Anderson (1982-94)
306	Roy Gerela (1971-78)

Season:

52	Matt Bahr (1979)
----	-------	------------------

Game:

8	Gary Kerkorian (11/30/52 vs. N.Y. Giants)
---	-------	---



STEELERS INDIVIDUAL LEADERS

Most Consecutive Extra Points Made

Career:

- 202 Gary Anderson (began 9/11/83 at Green Bay to 12/4/88 at Houston)
137 Norm Johnson (began 9/3/95 vs. Detroit to 12/20/98 vs. Cincinnati)

RUSHING

Most Yards Rushing

Career:

1. Franco Harris (1972-83) 11,950
2. **Jerome Bettis (1996-03)** **9,262**
3. John Henry Johnson (1960-65) 4,383
4. Frank Pollard (1980-88) 3,989
5. Dick Hoak (1961-70) 3,965
6. Barry Foster (1990-94) 3,943
7. Walter Abercrombie (1982-87) 3,343
8. Rocky Bleier (1968, 1970-80) 3,271
9. Fran Rogel (1950-57) 3,271
10. Merrill Hoge (1987-93) 3,115
11. John "Frenchy" Fuqua (1970-76) 2,942
12. Tom Tracy (1958-63) 2,712
13. Kordell Stewart (1995-02) 2,561
14. Terry Bradshaw (1970-83) 2,255
15. Preston Pearson (1970-74) 2,243
16. Lynn Chandois (1950-56) 1,934
17. Earnest Jackson (1986-88) 1,921
18. Amos Zereoue (1999-03) 1,698
19. Sidney Thornton (1977-82) 1,512
20. Bill Dudley (1942, 1945-46) 1,505

Season:

1. Barry Foster (1992) 1,690
2. **Jerome Bettis (1997)** **1,665**
3. **Jerome Bettis (1996)** **1,431**
4. **Jerome Bettis (2000)** **1,341**
5. Franco Harris (1975) 1,246
6. Franco Harris (1979) 1,186
7. **Jerome Bettis (1998)** **1,185**
8. Franco Harris (1977) 1,162
9. John Henry Johnson (1962) 1,141
10. Franco Harris (1976) 1,128

Game:

1. John Fuqua (12/20/70 at Philadelphia) 218
2. John Henry Johnson (10/10/64 at Cleveland) 200
3. Barry Foster (9/13/92 vs. New York Jets) 190
4. John Henry Johnson (12/11/60 vs. Philadelphia) 182
5. Franco Harris (11/20/77 vs. Dallas) 179
6. Barry Foster (9/18/94 vs. Indianapolis) 179
7. Barry Foster (11/22/92 vs. Indianapolis) 168
8. Dick Hoak (10/20/69 vs. New Orleans) 166
9. **Jerome Bettis (10/12/97 vs. Indianapolis)** **164**

Most 100-Yard Rushing Games

Career:

1. Franco Harris (1972-83) 47
2. **Jerome Bettis (1996-03)** **43**
3. Barry Foster (1990-94) 20
4. John Henry Johnson (1960-65) 15

Most 100-Yard Rushing Games (cont.)

5. Earnest Jackson (1986-88) 7
- John Fuqua (1970-76) 7

Season:

1. Barry Foster (1992) 12
2. **Jerome Bettis (1997)** **10**
3. **Jerome Bettis (1996)** **10**
4. **Jerome Bettis (2000)** **7**
5. Franco Harris (1972) 7
6. **Jerome Bettis (1998)** **6**
7. Franco Harris (1976) 6
8. Franco Harris (1975) 6
9. Franco Harris (1974) 6
10. **Jerome Bettis (2001)** **5**
11. Franco Harris (1979, 1983) 5

Most Rushing Attempts

Career:

1. Franco Harris (1972-83) 2,881
2. **Jerome Bettis (1996-03)** **2,323**
3. Dick Hoak (1961-70) 1,132
4. John Henry Johnson (1960-65) 1,025
5. Frank Pollard (1980-88) 953
6. Rocky Bleier (1968, 1970-80) 928
7. Barry Foster (1990-94) 915
8. Fran Rogel (1950-57) 900
9. Walter Abercrombie (1982-87) 842
10. Merrill Hoge (1987-93) 819

Season:

1. Barry Foster (1992) 390
2. **Jerome Bettis (1997)** **375**
3. **Jerome Bettis (2000)** **355**
4. **Jerome Bettis (1996)** **320**
5. **Jerome Bettis (1998)** **316**
6. Franco Harris (1978) 310
7. Franco Harris (1977) 300
8. **Jerome Bettis (1999)** **299**
9. Franco Harris (1976) 289
10. John Henry Johnson (1962) 251

Game:

1. Franco Harris (10/17/76 vs. Cincinnati) 41
2. Amos Zereoue (11/10/02 vs. Atlanta) 37
3. **Jerome Bettis (11/30/97 at Arizona)** **36**
4. Rocky Bleier (10/26/75 at Green Bay) 35
5. **Jerome Bettis (11/9/98 vs. Green Bay)** **34**
6. **Jerome Bettis (10/19/97 at Cincinnati)** **34**
7. **Jerome Bettis (10/22/00 vs. Cleveland)** **33**
8. **Jerome Bettis (12/26/99 vs. Carolina)** **33**
9. **Jerome Bettis (10/26/98 at Kansas City)** **33**
10. Barry Foster (12/6/92 vs. Seattle) 33
11. Barry Foster (9/13/92 vs. New York Jets) 33
12. **Jerome Bettis (12/21/03 vs. San Diego)** **32**
13. Franco Harris (12/27/79 vs. Cincinnati) 32
14. Barry Foster (12/18/94 vs. Cleveland) 32

STEELERS INDIVIDUAL LEADERS

Most Rushing Touchdowns

Career:

1. Franco Harris (1972-83)	91
2. Jerome Bettis (1996-03)	56
3. Kordell Stewart (1995-02)	37
4. Terry Bradshaw (1970-83)	32
5. John Henry Johnson (1960-65)	26
Barry Foster (1990-94)	26
7. Dick Hoak (1961-70)	25
8. Rocky Bleier (1968, 1970-80)	23
9. Walter Abercrombie (1982-87)	22
10. Merril Hoge (1987-93)	21
Frenchy Fuqua (1970-76)	21

Game:

1. Jerome Bettis (11/30/97 at Arizona)	3
Bam Morris (11/19/95 at Cincinnati)	3
Barry Foster (9/27/93 at Atlanta)	3
Merril Hoge (11/26/89 at Miami)	3
Rocky Bleier (12/5/76 at Tampa Bay)	3
Earl Gros (12/21/69 at New Orleans)	3
John Henry Johnson (10/10/64 at Cleveland)	3
(several tied with 2)	

Highest Rushing Average

Career: (minimum 1,500 yards)

1. Kordell Stewart (1995-02)	5.23
2. Terry Bradshaw (1970-83)	5.05
3. Bill Dudley (1942, 1945-46)	4.39
4. Barry Foster (1990-94)	4.31
5. John Henry Johnson (1960-65)	4.28
6. Sidney Thornton (1977-82)	4.25
7. Frenchy Fuqua (1970-76)	4.21
8. Frank Pollard (1980-88)	4.18
9. Rocky Bleier (1968, 1970-80)	4.16
10. Franco Harris (1972-83)	4.15

Season:

1. Kordell Stewart (2001)	5.8
2. Franco Harris (1972)	5.6
3. Sidney Thornton (1979)	5.0
Frenchy Fuqua (1970)	5.0
5. Dick Hoak (1968)	4.9
6. Franco Harris (1975)	4.8
Franco Harris (1974)	4.8
8. Rocky Bleier (1976)	4.7
9. Frank Pollard (1981)	4.6
10. Jerome Bettis (1996)	4.5
Frank Pollard (1983)	4.5

LONGEST RUSHING PLAYS

1. Bobby Gage (12/4/49 at Chicago Bears)	97t
2. John Henry Johnson (12/11/60 vs. Philadelphia)	87t
3. Frenchy Fuqua (12/20/70 at Philadelphia)	85t
4. Kordell Stewart (12/22/96 at Carolina)	80t
5. Dick Hoak (10/20/68 vs. New Orleans)	77t
6. Franco Harris (11/19/72 at Cleveland)	75t
7. Sidney Thornton (9/23/79 vs. Baltimore)	75
8. Buist Warren (11/11/45 vs. Chicago Cards)	75
9. Kordell Stewart (10/4/97 at Baltimore)	74t
10. Bill Asbury (9/17/67 vs. Chicago)	73t

PASSING

Most Yards Passing

Career:

1. Terry Bradshaw (1970-83)	27,989
2. Kordell Stewart (1995-02)	13,328
3. Neil O'Donnell (1990-95)	12,867
4. Bobby Brister (1986-92)	10,104
5. Bobby Layne (1958-62)	8,983
6. Jim Finks (1949-55)	8,854
7. Mark Malone (1980-87)	8,582
8. Mike Tomczak (1993-99)	6,649
9. Tommy Maddox (2001-03)	6,404
10. Ed Brown (1962-65)	5,821

Season:

1. Terry Bradshaw (1979)	3,724
2. Tommy Maddox (2003)	3,414
3. Terry Bradshaw (1980)	3,339
4. Neil O'Donnell (1993)	3,208
5. Kordell Stewart (2001)	3,109
6. Kordell Stewart (1997)	3,020
7. Ed Brown (1963)	2,982
8. Neil O'Donnell (1995)	2,970
9. Terry Bradshaw (1978)	2,915
10. Terry Bradshaw (1981)	2,887
11. Tommy Maddox (2002)	2,836

Game:

1. Tommy Maddox (11/10/02 vs. Atlanta)	473
2. Bobby Layne (12/13/58 vs. Chicago Cards)	409
3. Neil O'Donnell (11/13/95 at Cincinnati)	377
4. Mark Malone (9/30/85 vs. Cincinnati)	374
5. Terry Bradshaw (11/25/79 vs. Clev.)	364
6. Neil O'Donnell (10/19/95 vs. Cincinnati)	359
7. Neil O'Donnell (10/24/93 at Cleveland)	355
8. Bobby Brister (10/14/90 at Denver)	353
9. Mark Malone (12/21/86 vs. K.C.)	351
10. Joe Gilliam (9/22/74 at Denver)	348
11. Mike Tomczak (11/20/94 vs. Miami)	343
12. Neil O'Donnell (10/29/95 vs. Jacksonville)	341
13. Terry Bradshaw (12/27/79 vs. Cincinnati)	339
14. Mike Tomczak (10/7/96 vs. Kansas City)	338
15. Jim Finks (11/5/55 vs. Chicago Cards)	337
16. Tommy Maddox (9/14/03 at K.C.)	336

Most 300-Yard Passing Games

Career:

1. Tommy Maddox (2001-03)	6
2. Neil O'Donnell (1990-95)	5
3. Terry Bradshaw (1970-83)	4
4. Mike Tomczak (1993-99)	3
Kordell Stewart (1995-02)	3
Bobby Brister (1986-92)	3
Jim Finks (1949-55)	3
8. Mark Malone (1980-87)	2

Season:

1. Tommy Maddox (2003)	4
Neil O'Donnell (1995)	4
3. Terry Bradshaw (1979)	3





STEELERS INDIVIDUAL LEADERS

Most 300-Yard Passing Games (cont.)

4. Tommy Maddox (2002)	2
Kordell Stewart (1997)	2
Bubby Brister (1988)	2

Most Passing Attempts

Career:

1. Terry Bradshaw (1970-83)	3,901
2. Kordell Stewart (1995-02)	2,107
3. Neil O'Donnell (1990-95)	1,871
4. Bubby Brister (1986-92)	1,477
5. Jim Finks (1949-55)	1,382
6. Mark Malone (1980-87)	1,374
7. Bobby Layne (1958-62)	1,156
8. Mike Tomczak (1993-99)	973
9. Tommy Maddox (2001-03)	905
10. Ed Brown (1962-65)	736
11. Bill Nelson (1963-67)	589

Season:

1. Tommy Maddox (2003)	519
2. Neil O'Donnell (1993)	486
3. Terry Bradshaw (1979)	472
4. Kordell Stewart (1998)	458
5. Kordell Stewart (2001)	442
6. Kordell Stewart (1997)	440
7. Mark Malone (1986)	425
8. Terry Bradshaw (1980)	424
9. Neil O'Donnell (1995)	416
10. Mike Tomczak (1996)	401
11. Bubby Brister (1990)	387
12. Cliff Stoudt (1983)	381
13. Tommy Maddox (2002)	377
14. Terry Bradshaw (1971)	373
15. Neil O'Donnell (1994)	370
Bubby Brister (1988)	370
Terry Bradshaw (1981)	370
18. Terry Bradshaw (1978)	368

Game:

1. Tommy Maddox (12/8/02 vs. Houston)	57
2. Neil O'Donnell (12/24/95 at Green Bay)	55
3. Neil O'Donnell (10/19/95 vs. Cincinnati)	52
4. Joe Gilliam (9/22/74 at Denver)	50
5. Bobby Layne (12/13/58 vs. Chicago Cards)	49
Jim Finks (11/5/55 at Chicago Cards)	49
7. Kordell Stewart (12/13/97 at N.E.)	48
Mark Malone (9/15/86 vs. Denver)	48
9. Tommy Maddox (9/14/03 at Kansas City)	47
Tommy Maddox (9/28/03 vs. Tennessee)	47
11. Mike Tomczak (12/18/99 at Kansas City)	46
Kent Nix (10/22/67 vs. Dallas)	46

Most Passes Completed

Career:

1. Terry Bradshaw (1970-83)	2,025
2. Kordell Stewart (1995-02)	1,190
3. Neil O'Donnell (1990-95)	1,069
4. Bubby Brister (1986-92)	776
5. Mark Malone (1980-87)	690

Most Passes Completed (cont.)

6. Jim Finks (1949-55)	661
7. Bobby Layne (1958-62)	569
8. Mike Tomczak (1993-99)	546
9. Tommy Maddox (2001-03)	539
10. Ed Brown (1962-65)	339

Season:

1. Tommy Maddox (2003)	298
2. Neil O'Donnell (1993)	270
3. Kordell Stewart (2001)	266
4. Terry Bradshaw (1979)	259
5. Kordell Stewart (1998)	252
6. Neil O'Donnell (1995)	246
7. Kordell Stewart (1997)	236
8. Tommy Maddox (2002)	234
9. Bubby Brister (1990)	223
10. Mike Tomczak (1996)	222
11. Terry Bradshaw (1980)	218
12. Mark Malone (1986)	216
13. Neil O'Donnell (1994)	212
14. Terry Bradshaw (1978)	207
15. Terry Bradshaw (1971)	203

Game:

1. Neil O'Donnell (11/5/95 at Chicago)	34
2. Neil O'Donnell (12/24/95 at Green Bay)	33
3. Tommy Maddox (9/28/03 vs. Tennessee)	31
Joe Gilliam (9/22/74 at Denver)	31
5. Tommy Maddox (12/8/02 vs. Houston)	30
Terry Bradshaw (11/25/79 vs. Cleveland)	30
Neil O'Donnell (10/19/95 vs. Cincinnati)	30
8. Terry Bradshaw (9/19/82 vs. Cincinnati)	29
9. Tommy Maddox (11/10/02 vs. Atlanta)	28
Tommy Maddox (9/14/03 at Kansas City)	28
Tommy Maddox (11/30/03 vs. Cincinnati)	28
Kent Nix (10/22/67 vs. Dallas)	28
13. Jim Finks (9/26/54 at Green Bay)	27
14. Kordell Stewart (12/13/97 at New England)	26
Mike Tomczak (11/20/94 vs. Miami)	26
Mark Malone (9/30/85 vs. Cincinnati)	26

Most Consecutive Passes Completed

1. Bubby Brister (10/1/89 at Detroit)	15
2. Bill Nelson (12/18/66 at Atlanta [11]; 9/17/67 vs. Chicago [2])	13
3. Tommy Maddox (10/27/02 at Baltimore)	11
Bubby Brister (12/27/92 vs. Cleveland)	11
Neil O'Donnell (10/11/92 at Cleveland)	11
Mark Malone (11/25/84 vs. San Diego)	11

Highest Completion Percentage

Career: (Minimum 500 Attempts)

1. Tommy Maddox (539-905, 2001-03)	59.6%
2. Neil O'Donnell (2,025-3,901, 1990-95)	57.1%
3. Mike Tomczak (546-973, 1993-99)	56.1%
4. Kordell Stewart (1,190-2,107, 1995-02)	56.4%

STEELERS INDIVIDUAL LEADERS

Highest Completion Percentage (cont.)

5. Bubby Brister (776-1,477, 1986-92)	52.5%
6. Terry Bradshaw (2,025-3,901, 1970-83)	51.9%
7. Mark Malone (690-1,374, 1980-87)	50.2%
8. Bobby Layne (569-1,156, 1958-62)	49.2%
9. Jim Finks (661-1,382, 1949-55)	47.8%
10. Dick Shiner (245-513, 1968-69)	47.8%
11. Bill Nelsen (274-589, 1963-67)	46.5%

Season: (Minimum 250 Attempts)

1. Tommy Maddox (234-377, 2002)	62.1%
2. Kordell Stewart (266-442, 2001)	60.2%
3. Neil O'Donnell (185-313, 1992, 246-416, 1995) ..	59.1%
4. Kordell Stewart (160-275, 1999)	58.2%
5. Terry Bradshaw (165-286, 1975)	57.7%
6. Bubby Brister (223-387, 1990)	57.6%
7. Tommy Maddox (298-519, 2003)	57.4%
8. Neil O'Donnell (212-370, 1994)	57.3%
9. Terry Bradshaw (207-368, 1978)	56.3%
10. Neil O'Donnell (270-486, 1993)	55.6%
11. Mike Tomczak (222-401, 1996)	55.4%
12. Kordell Stewart (252-458, 1998)	55.0%
13. Terry Bradshaw (259-472, 1979)	54.9%
14. Bubby Brister (187-342, 1989)	54.7%
15. Neil O'Donnell (156-286, 1991)	54.5%
16. Terry Bradshaw (203-373, 1971)	54.4%
17. Terry Bradshaw (201-370, 1981)	54.3%

Game: (Minimum 20 Attempts)

1. Kordell Stewart (22-36, 11/24/02 vs. Cin.)	84.6%
2. Neil O'Donnell (21-25, 9/19/93 vs. Cincinnati) ..	84.0%
3. Mark Malone (18-22, 11/25/84 vs. San Diego) ..	81.8%
4. Mike Tomczak (22-27, 10/27/96 at Atlanta)	81.5%
5. Tommy Maddox (19-30, 10/12/03 at Denver)	80.1%
6. Kordell Stewart (22-28, 11/15/98 at Tenn.)	78.6%
7. Neil O'Donnell (25-32, 10/11/92 at Cleveland) ..	78.1%
8. Neil O'Donnell (24-31, 11/19/95 at Cincinnati) ..	77.4%
9. Bubby Brister (21-27, 10/1/89 at Detroit)	77.8%
10. Neil O'Donnell (19-25, 9/27/93 at Atlanta)	76.0%
11. Bubby Brister (22-29, 9/15/91 vs. New England) ..	75.9%
12. Tommy Maddox (18-24, 10/27/02 at Baltimore) ..	75.0%
Bubby Brister (18-24, 11/25/90 at New York Jets) ..	75.0%
Bubby Brister (21-28, 10/14/90 at Denver)	75.0%
Terry Bradshaw (15-20, 12/5/82 vs. Kansas City) ..	75.0%
Terry Bradshaw (18-24, 10/22/79 vs. Denver)	75.0%
Terry Bradshaw (21-28, 9/21/75 at San Diego)	75.0%

Most Touchdown Passes

Career:

1. Terry Bradshaw (1970-83)	212
2. Kordell Stewart (1995-02)	70
3. Neil O'Donnell (1990-95)	68
4. Bobby Layne (1958-62)	67
5. Jim Finks (1949-55)	55
6. Mark Malone (1980-87)	54
7. Bubby Brister (1986-92)	51
8. Tommy Maddox (2001-03)	39
9. Mike Tomczak (1993-98)	37
10. Ed Brown (1962-65)	30

Most Touchdown Passes (cont'd)

11. Bill Nelsen (1963-67)	28
12. Dick Shiner (1968-69)	25

Season:

1. Terry Bradshaw (1978)	28
2. Terry Bradshaw (1979)	26
3. Terry Bradshaw (1980)	24
4. Terry Bradshaw (1981)	22
5. Kordell Stewart (1997)	21
Ed Brown (1963)	21
7. Tommy Maddox (2002)	20
Bubby Brister (1990)	20
Bobby Layne (1959)	20
Jim Finks (1952)	20
11. Terry Bradshaw (1975)	18

Game:

1. Mark Malone (9/8/85 vs. Indianapolis)	5
Terry Bradshaw (11/15/81 at Atlanta)	5
3. Tommy Maddox (11/10/02 vs. Atlanta)	4
Bubby Brister (12/23/90 vs. Cleveland)	4
Bubby Brister (10/29/90 vs. L.A. Rams)	4
Bubby Brister (10/14/90 at Denver)	4
Mark Malone (11/25/84 vs. San Diego)	4
Terry Bradshaw (9/28/80 vs. Chicago)	4
Terry Bradshaw (11/4/79 vs. Washington)	4
Dick Shiner (11/24/68 vs. San Francisco)	4
Ed Brown (10/27/63 vs. Dallas)	4
Jim Finks (10/17/54 vs. Cleveland)	4
Jim Finks (11/30/52 vs. N.Y. Giants)	4
Jim Finks (11/16/52 at Cleveland)	4

Most Passes Had Intercepted

Career:

1. Terry Bradshaw (1970-83)	210
2. Jim Finks (1949-55)	88
3. Bobby Layne (1958-62)	81
4. Kordell Stewart (1995-02)	72
5. Mark Malone (1980-87)	68

Season:

1. Jim Finks (1955)	26
2. Terry Bradshaw (1979)	25
3. Terry Bradshaw (1970)	24
4. Terry Bradshaw (1971, 1980)	22

Game:

1. Tommy Wade (12/12/65 vs. Philadelphia)	7
2. Mark Malone (9/20/87 at Cleveland)	5
Terry Bradshaw (11/18/79 at San Diego)	5
Terry Bradshaw (10/30/77 at Baltimore)	5
John Gildea (12/1/35 at Boston)	5
6. Mike Tomczak (12/18/99 at Kansas City)	4
Neil O'Donnell (9/25/94 at Seattle)	4
Kordell Stewart (12/30/01 at Cin.)	4



STEELERS INDIVIDUAL LEADERS

Highest Passer Rating (among qualifiers)

Career:

1. Neil O'Donnell (1990-95)	81.6
2. Tommy Maddox (2001-03)	79.9
3. Kordell Stewart (1995-02)	72.3
4. Mike Tomczak (1993-99)	72.0
5. Terry Bradshaw (1970-83)	71.1
6. Bobby Layne (1958-62)	70.7
7. Bubby Brister (1986-92)	69.8
8. Bill Nelsen (1963-67)	67.0

Season:

1. Terry Bradshaw (1975)	87.8
2. Neil O'Donnell (1995)	87.7
3. Tommy Maddox (2002)	85.2
4. Terry Bradshaw (1978)	84.8
5. Terry Bradshaw (1981)	84.0
6. Neil O'Donnell (1992)	83.6
7. Kordell Stewart (2001)	81.7
8. Bubby Brister (1990)	81.6
9. Terry Bradshaw (1982)	81.4
10. Neil O'Donnell (1993)	79.5

PASS RECEIVING

Most Receptions

Career:

1. John Stallworth (1974-87)	537
2. Hines Ward (1998-03)	425
3. Louis Lipps (1984-91)	358
4. Lynn Swann (1974-82)	336
5. Elbie Nickel (1947-57)	329
6. Franco Harris (1972-83)	306
7. Charles Johnson (1994-98)	250
8. Merrill Hoge (1987-93)	241
9. Ray Mathews (1951-59)	230
10. Buddy Dial (1959-63)	229
11. Plaxico Burress (2000-03)	226
12. Yancey Thigpen (1992-97)	222
13. Bennie Cunningham (1976-85)	202
14. Roy Jefferson (1965-69)	199
15. Eric Green (1990-94)	198
16. Ron Shanklin (1970-75)	166

Season:

1. Hines Ward (2002)	112
2. Hines Ward (2003)	95
3. Hines Ward (2001)	94
4. Yancey Thigpen (1995)	85
5. John Stallworth (1984)	80
6. Yancey Thigpen (1997)	79
7. Plaxico Burress (2002)	78
8. John Stallworth (1985)	75
9. Andre Hastings (1996)	72
10. John Stallworth (1979)	70
11. Roy Jefferson (1969)	67
12. Courtney Hawkins (1998)	66
13. Plaxico Burress (2001)	66
14. Charles Johnson (1998)	65
15. Eric Green (1993)	63
John Stallworth (1981)	63

Most Receptions (cont.)

17. Elbie Nickel (1953)	62
18. Hines Ward (1999)	61
Troy Edwards (1999)	*61
Lynn Swann (1978)	61

*Steelers Rookie Record

Game:

1. Courtney Hawkins (11/1/98 vs. Tennessee)	14
2. Hines Ward (11/30/03 vs. Cincinnati)	13
3. J.R. Wilburn (10/22/67 vs. Dallas)	12
4. Hines Ward (11/10/02 vs. Atlanta)	11
Yancey Thigpen (10/26/97 vs. Jacksonville)	11
John Stallworth (9/30/85 vs. Cincinnati)	11
Roy Jefferson (11/3/68 at Atlanta)	11
8. Hines Ward (12/9/01 vs. N.Y. Jets)	10
Hines Ward (11/17/02 at Tennessee)	10
Yancey Thigpen (9/24/95 vs. Minnesota)	10
Yancey Thigpen (11/5/95 at Chicago)	10
Andre Hastings (9/18/95 at Miami)	10
Dick Compton (10/7/67 at Cleveland)	10
Elbie Nickel (12/14/52 at Los Angeles)	10
Val Jansante (10/30/49 vs. Philadelphia)	10

Most Yards Receiving

Career:

1. John Stallworth (1974-87)	8,723
2. Louis Lipps (1984-91)	6,016
3. Lynn Swann (1974-82)	5,462
4. Elbie Nickel (1947-57)	5,133
5. Hines Ward (1998-03)	5,051
6. Buddy Dial (1959-63)	4,723
7. Ray Mathews (1951-59)	3,919
8. Roy Jefferson (1965-69)	3,671
9. Yancey Thigpen (1992-97)	3,641
10. Plaxico Burress (2000-03)	3,466
11. Charles Johnson (1994-98)	3,400
12. Ron Shanklin (1970-75)	3,047
13. Gary Ballman (1962-66)	2,949
14. Bennie Cunningham (1976-85)	2,879
15. Eric Green (1990-94)	2,681

Season:

1. Yancey Thigpen (1997)	1,398
2. John Stallworth (1984)	1,395
3. Hines Ward (2002)	1,329
4. Plaxico Burress (2002)	1,325
5. Yancey Thigpen (1995)	1,307
6. Buddy Dial (1963)	1,295
7. John Stallworth (1979)	1,183
8. Hines Ward (2003)	1,163
9. Louis Lipps (1985)	1,134
10. John Stallworth (1981)	1,098
11. Roy Jefferson (1969)	1,079
12. Roy Jefferson (1968)	1,074
13. Plaxico Burress (2001)	1,008
Charles Johnson (1996)	1,008
15. Hines Ward (2001)	1,003

Game:

1. Plaxico Burress (11/10/02 vs. Atlanta)	253
2. Buddy Dial (10/22/61 vs. Cleveland)	235



STEELERS INDIVIDUAL LEADERS

Most Yards Receiving (cont.)

3. Jimmy Orr (12/13/58 vs. Chicago Cardinals)	205
4. Elbie Nickel (12/14/52 at Los Angeles Rams)	202
5. Roy Jefferson (11/3/68 at Atlanta)	199
6. Yancey Thigpen (10/26/97 vs. Jacksonville)	196
7. Jeff Graham (12/19/93 vs. Houston)	192
Lynn Swann (12/2/79 vs. Cincinnati)	192
9. Louis Lipps (9/2/84 vs. Kansas City)	183
10. Yancey Thigpen (12/7/97 vs. Denver)	175
11. Hines Ward (11/17/02 at Tennessee)	168
12. John Stallworth (9/2/84 vs. Kansas City)	167

Most 100-Yard Receiving Games

Career:

1. John Stallworth (1974-87)	25
2. Louis Lipps (1984-91)	16
3. Plaxico Burress (2000-03)	11
4. Lynn Swann (1974-82)	10
Yancey Thigpen (1992-97)	10
6. Hines Ward (1998-03)	8
7. Charles Johnson (1994-98)	7

Season:

1. John Stallworth (1984)	7
2. Yancey Thigpen (1997)	6
3. Louis Lipps (1989)	5
4. Hines Ward (2002)	4
Plaxico Burress (2002)	4
Charles Johnson (1996)	4
Yancey Thigpen (1995)	4
Louis Lipps (1985)	4
John Stallworth (1981)	4
Theo Bell (1980)	4

Most Touchdowns Receiving

Career:

1. John Stallworth (1974-87)	63
2. Lynn Swann (1974-82)	51
3. Buddy Dial (1959-63)	42
4. Louis Lipps (1984-91)	39
5. Hines Ward (1998-03)	37
Elbie Nickel (1947-57)	37
6. Ray Mathews (1951-59)	34
7. Roy Jefferson (1965-69)	29
9. Eric Green (1990-94)	24
Jim Smith (1977-82)	24
Ron Shanklin (1970-75)	24

Season:

1. Hines Ward (2002)	12
Louis Lipps (1985)	12
Buddy Dial (1961)	12
4. John Stallworth (1984)	11
Lynn Swann (1978, 1975)	11
Roy Jefferson (1968)	11
7. Hines Ward (2003)	10
Ron Shanklin (1973)	10
9. Louis Lipps (1984)	9
Jim Smith (1980)	9
John Stallworth (1978)	9
Roy Jefferson (1969)	9

Most Touchdowns Receiving (cont.)

Game:

1. Roy Jefferson (11/3/68 at Atlanta)	4
2. Charles Johnson (11/1/98 vs. Tennessee)	3
Yancey Thigpen (12/7/97 vs. Denver)	3
Eric Green (10/14/90 at Denver)	3
Weegie Thompson (11/2/86 vs. Green Bay)	3
Louis Lipps (9/8/85 vs. Indianapolis)	3
John Stallworth (11/4/84 vs. Houston; 11/25/84 vs. San Diego)	3
Jim Smith (9/28/80 vs. Chicago)	3
Ray Mathews (10/17/54 vs. Cleveland)	3

Most Consecutive Games Caught Pass

1. Hines Ward (began 11/9/98 vs. Green Bay to present)	88
---	----

LONGEST PASS PLAYS

1. Kordell Stewart to Bobby Shaw	90t
(12/16/01 at Baltimore)	
Bubby Brister to Dwight Stone	90
(10/14/90 at Denver)	
Terry Bradshaw to Mark Malone	90t
(11/8/81 at Seattle)	
4. Neil O'Donnell to Dwight Stone	89t
(9/1/91 vs. San Diego)	
Bubby Brister to Louis Lipps	89t
(11/13/88 vs. Philadelphia)	
6. Rudy Bukich to Budd Dial	88t
(10/22/61 vs. Cleveland)	
7. Terry Bradshaw to Dave Smith	87t
(12/6/70 vs. Green Bay)	
Bill Nelsen to Gary Ballman	87t
(11/28/65 vs. Cleveland)	
9. Mike Tomczak to Charles Johnson	84t
(12/24/94 at San Diego)	
Ron Smith to Roy Jefferson	84t
(9/18/66 vs. Detroit)	
11. Josh Miller to Chris Hope	81t
(12/28/03 at Baltimore)	
Terry Bradshaw to Ron Shanklin	81t
(11/29/70 vs. Cleveland)	
13. Bubby Brister to Louis Lipps	80t
(12/4/88 at Houston)	
Bubby Brister to Louis Lipps	80t
(9/11/88 at Washington)	
David Woodley to Louis Lipps	80t
(9/2/84 vs. Kansas City)	
Merly Condit to Bill Dudley	80t
(10/27/46 vs. Boston)	

PUNTING

Most Punts

Career:

1. Bobby Walden (1968-77)	716
---------------------------------	-----



STEELERS INDIVIDUAL LEADERS

Most Punts (cont.)

2. Josh Miller (1996-03)	574
3. Craig Colquitt (1978-81, 1983-84)	429
4. Harry Newsome (1985-89)	375
5. Mark Royals (1992-94)	259

Season:

1. Mark Royals (1994)	97
2. Josh Miller (2000)	90
3. Mark Royals (1993)	89
4. Harry Newsome (1986)	86
5. Josh Miller (1999)	84
Josh Miller (2003)	84
Craig Colquitt (1981)	84
8. Harry Newsome (1989)	82
9. Josh Miller (1998)	81
10. Craig Colquitt (1983)	80
Pat Brady (1953)	80

Game:

1. Josh Miller (10/15/00 vs. Cincinnati)	12
2. Mark Royals (12/5/93 vs. New England)	11
Mark Royals (11/6/94 at Houston)	11
4. Harry Newsome (11/9/86 at Buffalo)	10
Harry Newsome (9/16/85 at Cleveland)	10
Bobby Walden (12/7/69 vs. Dallas)	10
7. Josh Miller (11/23/03 at Cleveland)	9
Josh Miller (9/19/99 at Baltimore)	9
Josh Miller (9/20/98 at Miami)	9

Highest Punting Average

Career:

1. Bobby Joe Green (1960-61)	45.7
2. Pat Brady (1952-54)	44.5
3. Josh Miller (1996-03)	42.4
4. Mark Royals (1992-94)	41.5
5. Harry Newsome (1985-89)	41.4
6. Bobby Walden (1968-77)	41.1

Season:

1. Bobby Joe Green (1961)	47.0
2. Pat Brady (1953)	46.9
3. Josh Miller (1999)	45.2
4. Bobby Walden (1970)	44.2
5. Bobby Walden (1971)	43.9
6. Josh Miller (2000)	43.8

Game:

1. Joe Geri (11/20/49 at Green Bay)	82
2. Josh Miller (12/2/99 at Jacksonville)	75
Bobby Joe Green (1960)	75
4. Craig Colquitt (12/7/81 at Oakland)	74
Bob Cifers (1947)	74
6. Josh Miller (9/20/98 at Miami)	73

PUNT RETURNS

Most Punt Returns

Career:

1. Rod Woodson (1987-96)	256
--------------------------	-----

Most Punt Returns (cont.)

2. Theo Bell (1976, 1978-80)	139
3. Louis Lipps (1984-91)	107
4. Glen Edwards (1971-77)	99
5. Jim Smith (1977-82)	98
6. Andre Hastings (1993-96)	87
7. Antwaan Randle El (2002-03)	82
8. Hank Poteat (2000-02)	76
9. Rick Woods (1982-86)	70
10. Lynn Chandnois (1950-56)	66

Season

1. Louis Lipps (1984)	53
2. Andre Hastings (1995)	48
3. Antwaan Randle El (2003)	45
Theo Bell (1979)	45
5. Paul Skansi (1983)	43
6. Rod Woodson (1993)	41
Lynn Swann (1974)	41
8. Rod Woodson (1994)	39
Theo Bell (1976)	39
10. Rod Woodson (1990)	38
11. Antwaan Randle El (2002)	37
Andre Hastings (1996)	37
Hubie Bryant (1970)	37

Game

1. Theo Bell (12/16/79 vs. Buffalo)	10
-------------------------------------	----

Most Yards Punt Returns

Career:

1. Rod Woodson (1987-96)	2,362
2. Theo Bell (1976, 1978-80)	1,259
3. Louis Lipps (1984-91)	1,212
4. Glen Edwards (1971-77)	941
5. Bill Dudley (1942, 1945-46)	838
6. Antwaan Randle El (2002-03)	799
7. Hank Poteat (2000-02)	788
8. Ray Mathews (1951-59)	779
9. Lynn Swann (1974-82)	739
10. Jim Smith (1977-82)	737

Season:

1. Louis Lipps (1984)	656
2. Lynn Swann (1974)	577
3. Antwaan Randle El (2003)	542
4. Andre Hastings (1995)	474
5. Hank Poteat (2000)	467
6. Louis Lipps (1985)	437
7. Walt Slater (1947)	435
8. Rod Woodson (1990)	398
9. Theo Bell (1976)	390
10. Theo Bell (1979)	378
11. Rod Woodson (1992)	364

Most Touchdowns Punt Returns

Career:

1. Louis Lipps (1984-91)	3
Ray Mathews (1951-59)	3



STEELERS INDIVIDUAL LEADERS

Most Touchdowns Punt Returns (cont.)

Season:

1. Antwaan Randle El (2003) 2
- Louis Lipps (1985) 2
- Ray Mathews (1952) 2

Game:

- Several, last time by 1
- Antwaan Randle El (11/9/03 vs. Arizona)

Highest Punt Return Average

Career:

1. Bobby Gage (1949-50) 14.9
2. Bill Dudley (1942, 1945-48) 14.4
3. Courtney Hawkins (1997-99) 12.8
- Ray Mathews (1951-59) 12.8
5. Lynn Swann (1974-78) 12.3
6. Larry Anderson (1978-81) 10.4
7. Hank Poteat (2000-02) 10.3
8. Antwaan Randle El (2002-03) 9.7
9. Glen Edwards (1971-77) 9.5
- Jon Stagers (1971) 9.5
11. Rod Woodson (1987-96) 9.2

Season:

1. Bobby Gage (1949) 16.0
2. Walt Slater (1947) 15.5
3. Ray Mathews (1951) 15.4
4. Lynn Swann (1974) 14.1
5. Hank Poteat (2000) 13.0
6. Antwaan Randle El (2003) 12.0
6. Courtney Hawkins (1998) 11.7

LONGEST PUNT RETURNS

1. Brady Keys (9/20/64 vs. N.Y. Giants) 90
2. Antwaan Randle El (10/26/03 vs. St. Louis) 84t
3. Brady Keys (9/22/63 vs. N.Y. Giants) 82
4. Rod Woodson (10/25/92 at Kansas City) 80t
- Roy Jefferson (11/10/68 at St. Louis Cardinals) 80t
6. Louis Lipps (11/19/84 at New Orleans) 76t
7. Andre Hastings (9/10/95 at Houston) 72t
8. Louis Lipps (11/10/85 at Kansas City) 71t
9. Ray Mathews (10/19/52 vs. Washington; 10/26/52 at Chicago Cards) 70t
10. Lynn Swann (11/25/74 at New Orleans) 69
11. Jon Stagger (9/26/71 vs. Cincinnati) 67

KICKOFF RETURNS

Most Kickoff Returns

Career:

1. Rod Woodson (1987-96) 220
2. Larry Anderson (1978-81) 122
3. Dwight Stone (1987-94) 109
4. Lynn Chandnois (1950-56) 92
5. Will Blackwell (1997-01) 78
6. Ernie Mills (1991-96) 76

Most Kickoff Returns (cont.)

7. Gary Ballman (1963-66) 64
8. Antwaan Randle El (2002-03) 53
9. Preston Pearson (1970-74) 52
10. Rich Erenberg (1984-86) 49

Season:

1. Ernie Mills (1995) 54
2. Rod Woodson (1991) 44
3. Henry Odom (1983) 39
4. Rod Woodson (1988) 37
- Larry Anderson (1978, 1981) 37
6. Rod Woodson (1989) 36
7. Rod Woodson (1990) 35
8. Larry Anderson (1979) 34
9. Antwaan Randle El (2002) 32
- Lee Mays (2002) 32
- Will Blackwell (1997) 32
12. Dwight Stone (1988) 29
13. Brady Keys (1962) 28
- Rich Erenberg (1984) 28

Game:

1. Rich Erenberg (9/2/84 vs. Kansas City) 7
- Jack Delopaine (9/26/76 vs. New England) 7

Most Yards Kickoff Returns

Career:

1. Rod Woodson (1987-96) 4,894
2. Larry Anderson (1978-81) 2,866
3. Lynn Chandnois (1950-56) 2,720
4. Dwight Stone (1987-94) 2,086
5. Will Blackwell (1997-01) 1,772
6. Ernie Mills (1991-96) 1,753
7. Gary Ballman (1963-66) 1,711
8. Jim Butler (1965-67) 1,191
9. Antwaan Randle El (2003-03) 1,184
10. Preston Pearson (1970-74) 1,177

Season:

1. Ernie Mills (1995) 1,306
2. Rod Woodson (1989) 982
3. Larry Anderson (1978) 930
4. Rod Woodson (1991) 880
5. Rod Woodson (1988) 850
6. Ike Taylor (2003) 831
7. Larry Anderson (1981) 825
8. Will Blackwell (1997) 791
9. Rod Woodson (1990) 764
10. Henry Odom (1983) 758
11. Antwaan Randle El (2002) 733

Most Touchdowns Kickoff Returns

Career:

1. Lynn Chandnois (1950-66) 3
2. Larry Anderson (1978-81) 2
- Will Blackwell (1997-01) 2





STEELERS INDIVIDUAL LEADERS

Most Touchdowns Kickoff Returns (cont.)

Season:

Lynn Chandnois (1952)	2
-----------------------------	---

Game:

Several, last time by	1
-----------------------------	---

Antwaan Randle El (10/13/02 at Cincinnati)

Highest Kickoff Return Average

Career:

1. Lynn Chandnois (1950-56)	29.6
2. Gary Ballman (1963-66)	26.7
3. Mel Blount (1970-83)	25.8
4. David Dunn (1998)	25.0
5. Brady Keys (1961-67)	23.8
6. Larry Anderson (1978-81)	23.5
7. Ernie Mills (1991-96)	23.1
8. Will Blackwell (1997-01)	22.7
9. Ike Taylor (2003)	22.5
10. Antwaan Randle El	22.3
11. Rod Woodson (1987-96)	22.2
12. Richard Huntley (1998-99)	21.7

Season:

1. Lynn Chandnois (1952)	35.2
2. Lynn Chandnois (1951)	32.5
3. Mel Blount (1970)	29.7
4. Lynn Chandnois (1953)	29.0
5. Will Blackwell (2000)	28.1
6. Larry Anderson (1980)	27.1
7. Larry Anderson (1978)	25.1
8. David Dunn (1998)	25.0
9. Antwaan Randle El (2002)	22.9
10. Ike Taylor (2003)	22.5
11. Richard Huntley (1999)	22.4
12. Larry Anderson (1981)	22.3

LONGEST KICK RETURNS

1. Don McCall (11/23/69 at Minnesota)	101t
2. Antwaan Randle El (10/13/02 at Cincinnati)	99t
3. Will Blackwell (12/24/00 at San Diego)	98t
4. Will Blackwell (10/9/97 at Baltimore)	97t
5. Billy Wells (10/13/57 vs. Chicago Cardinals)	96t
6. Larry Anderson (11/25/79 vs. Cleveland)	95t
7. Mike Collier (10/26/75 at Green Bay)	94t
8. Jim Butler (10/30/66 at Dallas)	93
Gary Ballman (11/17/63 at Washington)	93
Lynn Chandnois (10/3/53 vs. NY Giants)	93
Lynn Chandnois (10/12/52 at Philadelphia)	93

INTERCEPTIONS

Most Interceptions

Career:

1. Mel Blount (1970-83)	57
2. Jack Butler (1951-59)	52
3. Donnie Shell (1974-87)	51

Most Interceptions (cont.)

4. Rod Woodson (1987-96)	38
5. Dwayne Woodruff (1979-85, 1986-90)	37
6. Mike Wagner (1971-80)	36
7. Darren Perry (1992-98)	32
Jack Ham (1971-82)	32
9. Jack Lambert (1974-84)	28
10. Glen Edwards (1971-78)	25
Howard Hartley (1949-52)	25
12. Clendon Thomas (1962-68)	23

Season:

1. Mel Blount (1975)	11
2. Jack Butler (1957)	10
Howard Hartley (1951)	10
Bill Dudley (1946)	10
5. Rod Woodson (1993)	8
Mike Wagner (1973)	8
Johnny Sample (1961)	8
8. Willie Williams (1995)	7
Darren Perry (1994)	7
Donnie Shell (1980, 1985)	7
Dean Derby (1959)	7
Paul Cameron (1954)	7
Art Jones (1941)	7
14. Rod Woodson (1996)	6
Darren Perry (1992)	6
Mel Blount (1976, 1977, 1981)	6
Mike Wagner (1972, 1980)	6
Jack Lambert (1979)	6
Glen Edwards (1973, 1976)	6

Most Interceptions

Game:

1. Jack Butler (12/13/53 at Washington)	4
2. Many with 3; last time by Darren Perry (9/11/94 at Cleveland)	3
3. Several with 2; last time by Deshea Townsend (12/21/03 vs. San Diego)	2

Most Interception Return Yards

Career:

1. Jack Butler (1951-59)	827
2. Rod Woodson (1987-96)	779
3. Mel Blount (1970-83)	736
4. Dwayne Woodruff (1979-85, 1987-90)	689
5. Glen Edwards (1971-78)	652
6. Darren Perry (1992-98)	505
7. Mike Wagner (1971-80)	491
8. Donnie Shell (1974-87)	450
9. Chad Scott (1997-03)	345
10. Dewayne Washington (1998-03)	311

Season:

1. Bill Dudley (1946)	242
2. Chad Scott (2001)	204
3. Glen Edwards (1973)	186
4. Tony Compagno (1948)	179
5. Dewayne Washington (1998)	178
6. Jack Butler (1952)	168



STEELERS INDIVIDUAL LEADERS

Most Touchdowns on Interceptions

Career:

1. Rod Woodson (1987-96) 5
2. **Chad Scott (1997-03)** 4
- Jack Butler (1951-59) 4
4. Dwayne Woodruff (1979-85, 1986-90) 3
- Tony Compagno (1946-48) 3
6. Dewayne Washington (1998-03) 2
- Donnie Shell (1974-87) 2
- Sam Washington (1982-85) 2
- Mel Blount (1970-83) 2

Season:

1. **Chad Scott (2001)** 2
- Dewayne Washington (1998) 2
- Rod Woodson (1994) 2
- Jack Butler (1954) 2
- Tony Compagno (1947) 2

Game:

1. Dewayne Washington (11/22/98 vs. Jacksonville; 78, 52) 2
2. Several, last time by 1
- Deshea Townsend (12/21/03 vs. San Diego)

Most Consecutive Games Intercepting a Pass

- Mel Blount (1975) 6

LONGEST INTERCEPTION RETURNS

1. Martin Kottler (9/27/33 vs. Chicago Cardinals) 99t
2. Glen Edwards (9/30/73 at Houston) 86t
3. Tony Compagno (11/7/48 vs. Green Bay) 82t
4. Russ Craft (10/17/54 vs. Cleveland) 81
5. Dewayne Washington (11/22/98 vs. Jacksonville) 78t
6. Deon Figures (9/27/93 at Atlanta) 78
- Dwayne Woodruff (12/18/88 vs. Miami) 78t
8. John Rowser (12/15/73 at San Francisco) 71
9. Harvey Clayton (10/10/83 at Cincinnati) 70t
- John Rowser (11/21/71 vs. New York Giants) 70t

SACKS

Most Quarterback Sacks

Career:

1. Jason Gildon (1994-03) 77.0
2. L. C. Greenwood (1969-81) 73.5
3. Joe Greene (1969-81) 66
4. Keith Willis (1982-87, 1989-91) 59
5. Greg Lloyd (1988-97) 53.5
6. Dwight White (1971-80) 46
7. Ernie Holmes (1972-77) 40
8. **Joey Porter (1999-03)** 35.5
- Kevin Greene (1993-95) 35.5
10. Gary Dunn (1977-87) 35
11. Steve Furness (1972-80) 32
12. Mike Merriweather (1982-87) 31

Most Quarterback Sacks (cont.)

13. Chad Brown (1993-97) 30
14. Jack Ham (1971-82) 25.5
15. Keith Gary (1983-88) 25
16. Gerald Williams (1986-94) 24.5
17. Jack Lambert (1974-84) 23.5
18. Bryan Hinkle (1982-93) 22.5
19. Carnell Lake (1989-98) 21.5
- John Banaszak (1975-81) 21.5

Season:

1. Mike Merriweather (1987) 15
2. Kevin Greene (1994) 14
- Keith Willis (1983) 14
4. Jason Gildon (2000) 13.5
5. Chad Brown (1996) 13
6. Kevin Greene (1993) 12.5
7. Jason Gildon (2001) 12
- Keith Willis (1986) 12
9. Ernie Holmes (1974) 11.5
10. Jason Gildon (1998) 11
- L.C. Greenwood (1973) 11
12. **Joey Porter (2000)** 10.5

Game:

1. Joe Greene (12/10/72 at Houston) 5
2. Chad Brown (10/13/96 vs. Cincinnati) 4.5
- L.C. Greenwood (11/25/79 vs. Cleveland) 4.5
4. **Joey Porter (10/14/01 at Tampa Bay)** 4
- Jerrol Williams (12/22/91 vs. Cleveland) 4
- Edmund Nelson (9/16/84 vs. LA Rams) 4

Most Consecutive Games With a Sack

1. Greg Lloyd (1994) 6
- Joe Greene (1974) 6
- Ernie Holmes (1974) 6
4. Jason Gildon (1998) 5
- Dwight White (1972) 5

OPPONENT FUMBLE RECOVERIES

Most Opponent Fumbles Recovered

Career:

1. Jack Ham (1971-82) 21
2. Donnie Shell (1974-87) 19
3. Carnell Lake (1989-98) 16
- Joe Greene (1969-81) 16
5. Jack Lambert (1974-84) 15

Season:

1. Jack Lambert (1976) 6
2. Carnell Lake (1989) 5
- Donnie Shell (1978) 5
- Joe Greene (1978) 5
- L.C. Greenwood (1971) 5
- John Reger (1955, 1957) 5
- Gary Glick (1957) 5



STEELERS INDIVIDUAL LEADERS/OPPONENT RECORDS

TOTAL YARDS FROM SCRIMMAGE

Career:

1. Franco Harris (1972-83)	14,234
2. Jerome Bettis (1996-03)	9,982
3. John Stallworth (1974-87)	8,834
4. Louis Lipps (1984-91)	6,406
5. Lynn Swann (1974-82)	5,534
6. Dick Hoak (1961-70)	5,417
7. Hines Ward (1998-03)	5,401
8. John Henry Johnson (1960-65)	5,197
9. Merrill Hoge (1987-93)	5,169
10. Rocky Bleier (1968, 1970-80)	5,159

Season:

1. Barry Foster (1992)	2,034
2. Jerome Bettis (1997)	1,775
3. Jerome Bettis (1996)	1,553
4. Franco Harris (1979)	1,477
5. Franco Harris (1975)	1,460
6. Hines Ward (2002)	1,471
7. Jerome Bettis (2000)	1,437
8. Yancey Thigpen (1997)	1,401
9. John Stallworth (1984)	1,395
10. John Henry Johnson (1962)	1,367
11. Rocky Bleier (1976)	1,330

OPPONENT TOP PERFORMANCES

Top 10 Opponent Rushing Performances

Game:

1. Fred Taylor (11/19/00 vs. Jacksonville)	30-234-3
2. O.J. Simpson (9/28/75 vs. Buffalo)	23-227-0
3. Steve Van Buren (11/27/49 at Philadelphia) ...	27-205-0
4. John David Crow (12/18/60 at St. Louis)	24-203-0
5. Joe Morris (12/21/85 at N.Y. Giants)	36-202-0
6. O.J. Simpson (10/29/72 at Buffalo)	22-189-0
7. Emmitt Smith (9/4/94 vs. Dallas)	31-179-1
8. Curtis Martin (12/14/03 at N.Y. Jets)	30-174-0
9. Terry Allen (12/20/92 vs. Minnesota)	33-172-0
10. Gary Anderson (12/11/88 at San Diego)	26-170-0

Top 10 Opponent Receiving Performances

Game:

1. Qadry Ismail (12/12/99 vs. Baltimore)	6-258-3
2. Eddie Brown (11/6/88 at Cincinnati)	7-216-2
3. Carl Pickens (10/11/98 at Cincinnati)	13-204-1
4. Terry Glenn (12/6/98 vs. New England)	9-193-1
5. Otis Taylor (10/18/71 at Kansas City)	6-190-2
6. Rob Moore (11/30/97 at Arizona/OT)	8-188-0
7. Steve Watson (12/30/84 at Denver)	11-177-1
8. Torry Holt (10/26/03 vs. St. Louis)	7-174-1
9. Kellen Winslow (12/22/80 at San Diego)	10-171-0
10. James Lofton (9/11/83 at Green Bay)	5-169-3

Top 10 Opponent Passing Performances

Game:

1. Doug Williams (9/11/88 at Washington) ...	52-30-430-2-1
2. Dan Marino (1/6/85 at Miami)	32-21-421-4-1
3. Steve Bartkowski (11/15/81 at Atlanta) ...	50-33-416-2-2
4. Bernie Kosar (11/23/86 at Cleveland)	46-28-414-2-1
5. Jon Kitna (12/30/01 at Cincinnati)	68-35-411-2-1
6. Boomer Esiason (11/22/87 at Cincinnati)	53-30-409-0-3
7. Rich Gannon (9/15/02 vs. Oakland)	64-43-403-1-2
8. Gifford Nielson (12/20/81 at Houston)	37-24-377-3-2
9. Marc Bulger (10/26/03 vs. St. Louis)	37-22-375-1-0
10. Dan Fouts (12/8/85 at San Diego)	33-21-372-3-3





STEELERS TEAM RECORDS

YEAR-BY-YEAR FIRST DOWNS

Year	G	Tot.	Run	Pass	Pen.
1969	14	210	81	115	14
	14	260	101	142	17
1970	14	206	84	97	25
	14	225	91	120	14
1971	14	226	98	111	17
	14	225	81	132	12
1972	14	228	131	79	18
	14	228	79	116	24
1973	14	217	111	89	17
	14	210	95	91	24
1974	14	251	136	98	17
	14	200	87	83	30
1975	14	288	149	125	14
	14	214	91	97	26
1976	14	271	163	94	14
	14	182	69	96	17
1977	14	266	122	124	20
	14	228	80	112	36
1978	16	316	133	149	34
	16	264	105	119	40
1979	16	337	141	179	17
	16	260	95	135	30
1980	16	308	111	177	20
	16	302	101	171	30
1981	16	318	137	156	25
	16	323	114	181	28
1982	9	171	69	91	11
	9	174	49	111	14
1983	16	312	156	141	15
	16	278	100	151	27
1984	16	302	117	167	18
	16	282	87	167	28
1985	16	315	125	165	25
	16	273	105	144	24
1986	16	292	125	140	27
	16	303	97	176	30
1987	15	263	114	126	23
	15	289	94	170	25
1988	16	292	125	140	27
	16	319	110	181	28
1989	16	244	106	117	21
	16	323	112	177	34
1990	16	263	93	150	20
	16	257	102	130	25
1991	16	254	82	158	14
	16	320	98	194	28
1992	16	284	119	143	22
	16	266	99	146	21
1993	16	307	116	180	11
	16	267	74	163	30
1994	16	307	138	148	21
	16	262	76	156	30
1995	16	344	117	193	34
	16	272	67	181	24
1996	16	296	138	146	12
	16	286	80	174	32
1997	16	326	154	157	15
	16	286	80	174	32
1998	16	268	106	135	27
	16	266	88	155	23
1999	16	295	111	159	25
	16	260	92	142	26
2000	16	283	124	128	31
	16	252	82	153	17
2001	16	314	148	150	16
	16	254	70	160	24
2002	16	343	119	200	24
	16	279	77	178	24
2003	16	275	77	174	24
	16	270	89	155	26





STEELERS TEAM RECORDS

GAMES WON

Season: 14 (1978)
 Most Consecutive: 12 (1978-79)
 Most Consecutive (One Season): 11 (1975)

SCORING

Most Points

Game: 63 (11/30/52 vs. New York Giants)
 Season: 416 (1979)

Most Points Allowed

Game: 54 (12/8/85 at San Diego; 11/23/41 at Green Bay)
 Season: 421 (1988)

Fewest Points

Game: 0 (many times, last time at N.Y. Jets 12/14/03)
 Season: 51 (1934 - 12 games)
 202 (1965 - 14 games)

Fewest Points Allowed

Game: 0 (many times, last time 10/22/00 vs. Cleveland)
 Season: 117 (1946 - 11 games)
 138 (1976 - 14 games)
 195 (1978 - 16 games)

Most Points, Combined

Game: 98 (12/8/85, San Diego 54 Pittsburgh 44)
 90 (12/18/66, Pittsburgh 57 Atlanta 33)
 86 (10/7/79, Pittsburgh 51 Cleveland 35)
 Season: 757 (1988)
 735 (2002)

Fewest Points, Combined

Game: 0 (10/22/33, Pittsburgh 0 Cincinnati 0)
 Season: 238 (1940 - 11 games)
 339 (1957 - 12 games)
 480 (1976 - 14 games)
 524 (1992 - 16 games)

Most Touchdowns

Game: 9 (11/30/52 vs. New York Giants)
 Season: 52 (1979)

Most Touchdowns Allowed

Game: 8 (12/8/85 vs. San Diego; 11/23/41 vs. Green Bay)
 Season: 50 (1969; 1968)

Fewest Touchdowns Allowed

Game: 0 (several times, last time 12/14/03 at N.Y. Jets)
 Season: 14 (1976 - 14 games)
 22 (1978 - 16 games)

Most Rushing Touchdowns

Game: 5 (9/20/81 vs. New York Jets; 11/7/76 at Kansas City)
 Season: 33 (1976)

Most Rushing Touchdowns Allowed

Game: 6 (10/24/53 vs. Green Bay; 10/14/34 at Boston)
 Season: 20 (1988; 1947)

Fewest Touchdowns Rushing Against

Game: 0 (many times, last 12/14/03 at N.Y. Jets)
 Season: 5 (1997; 2001)

Most Passing Touchdowns

Game: 5 (11/3/96 vs. St. Louis; 9/8/85 vs. Indianapolis; 11/5/81 at Atlanta; 10/7/79 vs. Washington; 11/30/52 vs. New York Giants)
 Season: 28 (1978)

Most Passing Touchdowns Allowed

Game: 6 (9/8/91 vs. Buffalo)
 Season: 34 (1962)

Fewest Passing Touchdowns Allowed

Game: 0 (many times, last 12/28/03 at Baltimore)
 Season: 9 (1990; 1976; 1975; 1972)

Most Defensive Touchdowns

Game: 3 (10/10/83 vs. Cincinnati)
 Season: 7 (1987; 1983)

Most Points After Touchdown

Game: 9 (11/30/52 vs. New York Giants)
 Season: 45 (1984)

Most Points After Touchdown Allowed

Game: 7 (9/8/91 at Buffalo)
 Season: 49 (1969; 1968)

Most Field Goals

Game: 6 (10/23/88 vs. Denver) (12/11/02 at Jacksonville)
 Season: 34 (1995)

Most Field Goals Allowed

Game: 7 (9/24/67 vs. St. Louis Cardinals)
 Season: 29 (1997 & 2000)

FIRST DOWNS

Most First Downs

Game: 36 (11/25/79 vs. Cleveland)
 Season: 344 (1995)

Most First Downs By Opponents

Game: 35 (11/23/86 at Cleveland)
 Season: 344 (1995)

Most First Downs, Combined

Game: 58 (11/25/79; Pittsburgh 36 Cleveland 22)
 Season: 641 (1981)





STEELERS TEAM RECORDS

Most Rushing First Downs

Game: 21 (11/7/76 at Kansas City)

Season: 163 (1976)

Most Rushing First Downs Allowed

Game: 18

Season: 122 (1965)

Most Passing First Downs

Game: 21 (12/13/58 vs. Chicago Cardinals)

Season: 193 (1995)

Most Passing First Downs Allowed

Game: 22 (12/5/48 vs. New York Giants)

Season: 194 (1991)

Most First Down Penalties

Game: 6 (11/16/86 vs. Houston; at Oakland
10/25/70)

Season: 34 (1995; 1978)

Most First Down Penalties By Opponents

Game: 9 (10/30/77 at Baltimore)

Season: 40 (1978)

NET YARDS

Most Net Yards Gained

Game: 683 (12/13/58 vs. Chicago Cardinals)

Season: 6,258 (1979)

Fewest Net Yards Gained

Game: 53 (9/10/89 vs. Cleveland)

Season: 3,354 (1965)

Most Net Yards Gained By Opponent

Game: 559 (11/6/88 at Cincinnati)

Season: 5,805 (1988)

Fewest Net Yards Gained By Opponent

Game: 40 (9/12/99 at Cleveland)

Season: 3,074 (1974 - 14 games)

4,115 (1990 - 16 games)

RUSHING

Most Yards Gained Rushing

Game: 361 (10/7/79 at Cleveland)

Season: 2,971 (1976)

Fewest Yards Gained Rushing

Game: 7 (10/30/66 at Dallas)

Season: 1,092 (1966)

Most Yards Gained Rushing By Opponents

Game: 426 (11/4/34 at Detroit)

Season: 2,193 (1954)

Fewest Yards Gained Rushing By Opponents

Game: -33 (10/2/43 vs. Brooklyn)

Season: 1,125 (1953 - 12 games)

1,195 (2001 - 16 games)

1,318 (1997 - 16 games)

1,321 (1995 - 16 games)

1,368 (1993 - 16 games)

1,375 (2002 - 16 games)

1,377 (1967 - 14 games)

Fewest Yards Rushing Allowed (Per Game)

Season: 74.7 (2001)

Most Rushing Attempts

Game: 60 (10/3/50 vs. Boston)

Season: 653 (1976)

Fewest Rushing Attempts

Game: 13 (12/6/98 vs. New England)

Season: 368 (1954 - 12 games)

375 (1966 - 14 games)

394 (1991 - 16 games)

Most Rushing Attempts By Opponents

Game: 64 (10/18/36 at Chicago Bears)

Season: 449 (2003)

Fewest Rushing Attempts By Opponents

Game: 9 (9/12/99 at Cleveland)

Season: 359 (2002)

PASSING

Most Yards Gained Passing

Game: 472 (12/13/58 vs. Chicago Cardinals)

Season: 4,036 (2002)

Fewest Yards Gained Passing

Game: -16 (10/17/65 vs. St. Louis Cardinals)

Season: 652 (1945 - 11 games)

1,711 (1972 - 14 games)

2,178 (1989 - 16 games)

Most Yards Gained Passing By Opponents

Game: 422 (9/11/88 vs. Washington)

Season: 3,941 (1988)

Fewest Yards Gained Passing By Opponents

Game: -28 (12/7/58 at Washington)

Season: 1,466 (1974 - 14 games)

2,394 (1978 - 16 games)

Most Passes Attempted

Game: 57 (12/19/93 vs. Houston) (12/8/02 vs. Houston)

Season: 554 (1997)

Fewest Passes Attempted

Game: 0 (11/13/49 vs. Los Angeles; 11/16/41 vs. Brooklyn)

Season: 277 (1976 - 14 games)

380 (1978 - 16 games)





STEELERS TEAM RECORDS

Most Passes Attempted By Opponents

Game: 68 (12/30/01 at Cincinnati OT)
Season: 573 (2002)

Fewest Passes Attempted By Opponents

Game: 8 (12/14/74 vs. Cincinnati; 12/1/57 at Philadelphia)
Season: 162 (1946 - 11 games)
339 (1974 - 14 games)
442 (1978 - 16 games)

Most Passes Attempted, Combined

Game: 95 (12/19/93; Pittsburgh 57, Houston 38)
Season: 1,124 (2002)

Most Passes Completed

Game: 38 (11/1/98 vs. Tennessee)
Season: 350 (2002)

Fewest Passes Completed

Game: 0 (11/13/49 vs. Los Angeles; 11/16/41 vs. Brooklyn)
Season: 42 (1941 - 11 games)
140 (1973 - 14 games)
198 (1987 - 16 games)

Most Passes Completed By Opponents

Game: 43 (9/15/02 vs. Oakland)
Season: 336 (2002)

Fewest Passes Completed By Opponents

Game: 3 (several times; last 12/8/02 vs. Houston)
Season: 64 (1946 - 11 games)
147 (1974 - 14 games)
221 (1978 - 16 games)

SACKS

Most Sacks

Game: 10 (4 times, last time on 10/21/01 at Tampa Bay)
Season: 55 (1994 & 2001)

Most Sacks Allowed

Game: 12 (11/20/66 vs. Dallas)
Season: 52 (1969; 1983)

INTERCEPTIONS

Most Interceptions

Game: 7 (10/13/74 at Kansas City; 11/30/52 vs. New York Giants)
Season: 37 (1973)

Fewest Interceptions

Game: 0 (many times, last 12/21/03 vs. San Diego)
Season: 9 (1994)

Most Interceptions By Opponents

Game: 9 (12/12/65 vs. Philadelphia)
Season: 35 (1965)

Fewest Interceptions By Opponents

Game: 0 (many times, last 12/14/00 at N.Y. Jets)
Season: 9 (1994; 2000)

Most Yards Interceptions Returned

Game: 147 (10/17/54 vs. Cleveland)
Season: 673 (1973)

Fewest Yards Interceptions Returned

Game: -1 (12/15/02 vs. Carolina)
Season: 96 (1964 - 14 games)

Most Yards Interceptions Returned By Opponents

Game: 172 (12/12/65 vs. Philadelphia)
Season: 535 (1969)

Fewest Yards Interceptions Returned By Opponents

Game: 0 (several times, last 9/29/02 vs. Cleveland)
Season: 47 (1975 - 14 games)

Most Touchdowns By Interceptions

Game: 2 (11/22/98 vs. Jacksonville; 10/1/95 vs. San Diego; 12/18/88 vs. Miami; 10/1/84 vs. Cincinnati; 10/10/83 at Cincinnati; 9/30/73 at Houston; 10/17/54 vs. Cleveland)
Season: 5 (1987)

Most Touchdowns By Interceptions By Opponents

Game: 3 (9/29/68 vs. Baltimore; 12/12/65 vs. Philadelphia)
Season: 6 (1965; 1964)

PUNTING

Most Punts

Game: 12 (10/15/00 vs. Cincinnati)
Season: 97 (1994)

Fewest Punts

Game: 1 (5 times, last time on 12/1/02 at Jacksonville)
Season: 6 (1964; 1965)

Fewest Punts By Opponents

Game: 0 (9/17/89 at Cincinnati)
Season: 54 (1960)

Highest Punting Average

Season: 47.0 (1961)

Highest Punting Average By Opponents

Season: 46.4 (1959)

PUNT RETURNS

Most Punt Returns

Game: 10 (12/16/79 vs. Buffalo)
Season: 71 (1976)



STEELERS TEAM RECORDS

Most Punt Returns By Opponents

Game: 10 (12/5/93 vs. New England)
Season: 51 (1970)

Most Yardage By Punt Returns

Game: 178 (11/29/42 vs. Brooklyn)
Season: 774 (1974)

Most Yardage By Punt Returns By Opponents

Game: 166 (10/24/93 at Cleveland)
Season: 678 (1993)

Most Touchdowns By Punt Returns

Game: 1 (last time Antwaan Randle El vs. Arizona 11/9/03)
Season: 2 (1952; 2003)

Most Touchdowns By Punt Returns By Opponents

Game: 2 (10/24/93 at Cleveland; 11/1/59 at Chicago Cardinals)
Season: 3 (1993; 1959)

KICKOFF RETURNS

Most Kickoff Returns

Game: 8 (12/8/85 at San Diego)
Season: 74 (1988)

Most Kickoff Returns By Opponents

Game: 9 (12/8/85 at San Diego)
Season: 88 (1995)

Most Kickoff Return Yardage

Game: 266 (11/17/68 vs. Cleveland)
Season: 1,575 (1988)

Highest Kickoff Return Average (per game)

Season: 28.9 (1952)

Most Kickoff Return Yardage By Opponents

Game: 251 (9/17/67 vs. Chicago)
Season: 1,671 (2002)

Most Touchdowns By Kickoff Returns

Game: 1 (last time at Cincinnati 10/13/02)
Season: 2 (1988; 1952)

Most Touchdowns By Kickoff Returns By Opponents

Game: 1 (many times, last time at Kansas City 9/14/03)
Season: 2 (1988; 1952)

PENALTIES

Most Penalties

Game: 17 (10/30/77 at Baltimore)
Season: 122 (1977)

Most Penalties By Opponents

Game: 13 (11/17/85 at Houston) (10/27/02 at Baltimore)
Season: 112 (1981)

Most Penalties Combined, Both Teams

Game: 23 (9/20/87 at Cleveland)
Season: 219 (1984)

Fewest Penalties Combined, Both Teams

Game: 0 (11/10/40 vs. Philadelphia; 10/28/34 at Brooklyn)
Season: 98 (1941, 1962, 1965)

Most Penalty Yards

Game: 154 (9/17/89 at Cincinnati)
Season: 1,005 (2003)

Most Penalty Yards By Opponents

Game: 134 (10/1/95 vs. San Diego)
Season: 960 (1981)

Most Penalty Yards Combined, Both Teams

Game: 239 (10/25/70 at Oakland)
Season: 1,897 (1978)

Fewest Penalty Yards Combined, Both Teams

Game: 0 (11/10/40 vs. Philadelphia; 10/28/34 at Brooklyn)
Season: 858 (1941 - 11 games)
941 (1965 - 14 games)
1,322 (2001 - 16 games)

FUMBLES

Most Fumbles

Game: 10 (10/9/43 vs. New York Giants)
Season: 47 (1979)

Most Fumbles By Opponents

Game: 9 (12/23/90 vs. Cleveland)
Season: 42 (1976)

Most Fumbles Lost

Game: 7 (10/14/79 at Cincinnati)
Season: 29 (1950 - 12 games)
28 (1977 - 14 games)
26 (1979 - 16 games)

Most Fumbles Lost By Opponents

Game: 8 (12/23/90 vs. Cleveland)
Season: 24 (1976)

SHUTOUTS

Most Shutouts

Season: 5 (1976)

Most Shutouts Against

Season: 6 (1934)

Consecutive Quarters Without Scoring a TD*

9 (9/23/90 - 10/7/90)

Consecutive Quarters Without Allowing a TD*

22 (10/10/76 - 11/21/76)
21 (10/1/00 - 11/12/00)

*Since 1970

YEAR-BY-YEAR OFFENSIVE/DEFENSIVE STATISTICS

	TOTAL OFFENSE			RUSHING			PASSING				
	Yards	Plays	Avg.	Yards	Att.	Avg.	Net	Sacks	Gross	Att/Cmp/Int	Pct.
1969	3,626	843	4.3	1,542	400	3.9	2,084	52-374	2,458	391/176/29	45.0
	4,401	898	4.9	1,732	455	3.8	2,669	33-304	2,973	410/227/25	55.4
1970	3,752	844	4.4	1,715	432	4.0	2,037	28-275	2,312	384/150/32	39.1
	3,396	906	4.4	1,679	487	3.4	2,317	26-238	2,555	393/191/23	48.6
1971	3,882	867	4.5	1,758	416	4.2	2,124	37-322	2,446	414/214/26	51.7
	4,248	881	4.8	1,482	440	3.4	2,766	33-294	3,060	408/235/17	57.6
1972	4,231	853	5.0	2,520	97	5.1	1,711	32-247	1,958	324/156/12	48.1
	3,771	896	4.2	1,715	445	3.9	2,056	40-337	2,393	411/206/28	50.1
1973	4,070	894	4.6	2,143	555	3.9	1,927	30-230	2,157	309/140/26	45.3
	3,324	880	3.8	1,652	488	3.8	1,672	33-251	1,923	359/164/37	45.7
1974	4,375	950	4.6	2,417	546	4.4	1,958	18-196	2,154	386/166/21	43.0
	3,074	863	3.6	1,608	472	3.4	1,466	52-406	1,872	339/147/25	43.4
1975	4,887	949	5.1	2,633	581	4.5	2,254	31-290	2,544	337/191/12	56.7
	3,661	870	4.2	1,825	431	4.2	1,836	43-358	2,194	396/183/27	46.2
1976	4,637	957	4.8	2,971	653	4.5	1,666	27-269	1,935	277/143/12	51.6
	3,322	866	3.8	1,457	452	3.2	1,865	41-313	2,178	373/158/22	42.4
1977	4,645	949	4.9	2,258	581	3.9	2,387	27-245	2,632	341/173/21	50.7
	3,692	882	4.2	1,723	493	3.5	1,969	32-285	2,254	357/157/31	44.0
1978	4,987	1,046	4.8	2,297	641	3.6	2,690	25-271	2,961	380/212/22	55.8
	4,168	999	4.2	1,774	513	3.5	2,394	44-361	2,755	442/221/27	50.0
1979	6,258	1,080	5.8	2,603	561	4.6	3,655	27-222	3,877	492/272/26	55.3
	4,270	1,035	4.1	1,709	506	3.4	2,561	49-351	2,912	480/226/27	47.1
1980	5,554	1,033	5.4	1,986	512	3.9	3,568	37-264	3,832	484/250/24	51.7
	5,134	1,036	5.0	1,762	486	3.6	3,372	18-145	3,517	532/280/26	52.6
1981	5,598	1,042	5.4	2,372	554	4.3	3,226	27-231	3,457	461/247/19	53.6
	5,652	1,084	5.2	1,869	500	3.7	3,783	40-325	4,107	542/302/30	55.7
1982	2,970	583	5.1	1,187	289	4.1	1,783	19-139	1,922	275/141/16	51.3
	2,874	599	4.8	762	236	3.2	2,112	34-273	2,385	329/176/17	53.5
1983	5,014	1,075	4.7	2,610	614	4.3	2,404	52-350	2,754	409/211/23	51.6
	4,728	1,006	4.7	1,833	509	3.6	2,895	50-361	3,256	447/238/28	53.2
1984	5,420	1,052	5.2	2,179	574	3.8	3,241	35-278	3,519	443/240/25	54.2
	4,916	1,016	4.8	1,617	454	3.6	3,299	47-390	3,689	515/299/31	58.1
1985	5,350	1,085	4.9	2,177	541	4.0	3,173	33-224	3,397	512/254/27	49.6
	4,659	989	4.7	1,876	470	4.0	2,783	36-305	3,088	484/287/20	59.3
1986	4,811	1,075	4.5	2,223	564	3.9	2,588	20-159	2,747	491/238/20	48.5
	5,252	1,049	5.0	1,872	470	4.0	3,380	43-289	3,669	536/311/20	58.0
1987	4,410	973	4.5	2,144	517	4.1	2,266	27-198	2,464	429/198/25	46.2
	4,920	962	5.1	1,610	455	3.5	3,310	26-196	3,506	481/290/27	60.3
1988	5,204	1,030	5.1	2,228	499	4.5	2,976	42-331	3,307	489/226/20	46.2
	5,805	1,067	5.4	1,864	516	3.6	3,941	19-145	4,086	532/309/20	58.1
1989	3,996	955	4.2	1,818	500	3.6	2,178	51-484	2,662	404/210/13	52.0
	5,549	1,077	5.2	2,008	498	4.0	3,541	31-180	3,721	548/290/21	52.9
1990	4,525	897	5.0	1,880	456	4.1	2,645	33-242	2,887	408/237/15	58.1
	4,115	940	4.4	1,615	446	3.6	2,500	32-228	2,728	460/236/24	51.3
1991	4,581	915	5.0	1,627	394	4.1	2,954	45-359	3,313	476/259/16	54.4
	5,168	1,039	5.0	1,582	466	3.4	3,586	38-257	3,843	535/334/19	62.4
1992	4,906	989	5.0	2,156	518	4.2	2,750	40-296	3,046	431/249/14	57.8
	4,658	949	4.9	1,841	435	4.2	2,817	36-248	3,065	478/252/22	52.7
1993	5,235	1,079	4.9	2,003	491	4.1	3,232	48-374	3,606	540/299/12	55.4
	4,531	962	4.7	1,368	399	3.4	3,163	42-277	3,440	521/277/24	53.2
1994	5,144	1,048	4.9	2,180	546	4.0	2,964	39-283	3,247	463/266/9	57.5
	4,326	1,008	4.3	1,452	421	3.5	2,874	55-382	3,256	532/280/17	52.6
1995	5,769	1,110	5.2	1,852	494	3.7	3,917	24-176	4,093	592/348/21	58.8
	4,561	943	4.8	1,321	370	3.6	3,240	42-272	3,512	531/314/22	59.1
1996	5,140	1,002	5.1	2,299	525	4.4	2,841	21-149	2,990	456/246/19	53.9
	4,362	1,009	4.3	1,415	411	3.4	2,947	51-369	3,316	547/322/23	58.9
1997	5,542	1,058	5.2	2,479	572	4.3	3,063	20-152	3,215	466/253/19	54.3
	4,705	1,005	4.7	1,318	403	3.3	3,387	48-294	3,681	554/295/20	53.2
1998	4,586	1,014	4.5	2,034	490	4.2	2,552	35-229	2,871	489/274/20	56.0
	4,963	1,002	5.0	1,642	479	3.4	3,321	41-238	3,559	482/268/16	55.6
1999	4,874	1,067	4.6	1,991	495	4.0	2,883	37-235	3,118	535/301/18	56.3
	4,878	953	5.1	1,958	450	4.4	2,920	40-247	3,167	463/245/14	52.9
2000	4,766	1,009	4.7	2,248	527	4.3	2,518	43/220	2,738	439/217/10	49.4
	4,713	985	4.8	1,693	425	4.0	3,020	39/229	3,249	521/280/17	53.7
2001	5,887	1,065	5.5	2,774	580	4.8	3,113	31/182	3,295	442/274/12	60.4
	4,137	919	4.5	1,195	339	3.5	2,942	55/367	3,309	525/295/16	56.2
2002	5,952	1,097	5.4	2,120	512	4.1	3,832	34/204	4,036	551/350/22	63.5
	4,835	982	4.9	1,375	359	3.8	3,460	50/313	3,773	573/336/19	58.6
2003	4,792	1020	4.7	1,488	446	3.3	3,304	42/244	3,548	532/306/17	57.5
	4,783	968	4.9	1,741	449	3.9	3,042	35/203	3,245	484/294/14	60.7



MISCELLANEOUS OFFENSIVE/DEFENSIVE STATISTICS

Year	Punt-Avg.	Pen-Yds.	Fum-Lost	Tot Pts.	TD	Run	Pass	Ret.	PATs	FGs	T.O.P.
1969	65-40.1	67-659	36-20	218	26	8	17	1	26/26	12/25	
	65-40.1	74-772	25-16	404	50	17	27	6	49/50	17/25	
1970	78-44.2	82-835	30-16	210	26	13	12	1	24/26	10/28	
	85-41.9	76-790	29-15	272	32	8	21	3	29/32	15/32	
1971	79-43.9	88-898	37-16	246	28	10	15	3	27/28	17/27	
	77-41.5	81-784	27-18	292	32	13	16	3	30/32	22/35	
1972	66-43.6	81-728	27-14	343	37	22	12	3	35/37	28/41	
	74-40.3	77-712	37-20	175	18	6	9	3	17/18	15/27	
1973	62-41.1	84-817	36-14	347	37	12	20	5	36/37	29/43	
	75-42.4	86-757	41-18	210	22	8	11	3	21/21	19/29	
1974	78-39.0	104-978	33-19	305	35	19	12	4	33/35	20/29	
	91-41.2	76-575	38-22	189	22	7	14	1	21/22	12/17	
1975	69-39.4	89-756	34-23	373	46	22	21	3	44/46	17/21	
	90-40.1	85-700	22-10	162	19	8	9	2	15/19	11/18	
1976	76-39.2	111-836	40-19	342	43	33	10	0	40/43	14/26	
	94-37.4	80-637	42-24	138	14	5	9	0	13/14	14/24	
1977	73-36.3	122-973	41-28	283	37	20	17	0	34/37	9/14	
	79-40.3	82-784	28-13	243	29	9	16	4	27/29	14/21	
1978	66-40.0	108-943	35-17	356	46	16	28	2	44/45	12/26	
	82-39.4	106-954	33-21	195	22	11	10	1	21/22	14/26	
1979	68-40.2	108-866	47-26	416	52	25	26	1	50/52	18/30	
	100-40.0	95-744	32-15	262	31	9	19	3	28/31	16/26	
1980	66-40.2	111-933	38-18	352	42	15	26	1	39/42	19/28	
	73-40.7	93-806	23-14	313	37	9	25	3	34/37	19/29	
1981	84-43.3	97-840	39-22	356	47	21	25	1	38/46	12/17	
	78-42.1	112-960	31-16	297	35	10	22	3	33/35	18/33	
1982	49-40.4	59-459	18-9	204	25	7	17	1	22/23	10/12	
	53-38.1	44-345	17-8	146	17	5	12	0	17/17	9/14	
1983	80-41.9	99-836	42-20	355	39	17	15	7	38/39	27/31	
	88-41.1	96-782	34-17	303	37	14	19	4	36/37	15/20	
1984	70-41.2	112-948	40-15	387	45	13	25	7	45/45	24/32	30:33
	90-42.4	107-945	30-11	310	35	12	19	4	34/35	22/28	29:27
1985	79-39.1	85-665	31-9	379	40	14	23	3	40/40	33/42	30:52
	86-40.9	89-679	34-15	355	43	19	18	6	40/41	19/25	29:08
1986	89-38.7	105-876	28-16	307	35	18	16	1	32/34	21/32	29:45
	82-39.0	107-876	31-13	336	39	10	22	7	36/38	22/39	30:15
1987	82-40.2	105-801	37-8	285	31	11	13	7	31/31	22/29	29:44
	70-39.2	95-771	41-17	299	34	8	22	4	31/34	20/26	30:16
1988	71-41.5	99-803	40-19	336	36	17	15	4	34/36	28/36	28:31
	67-40.7	79-705	35-13	421	49	20	25	4	47/49	26/32	31:29
1989	83-40.6	116-986	32-18	265	29	17	10	2	28/29	21/30	28:50
	69-40.5	96-785	40-21	326	38	16	17	5	37/38	19/27	31:10
1990	66-37.2	110-928	40-17	292	33	11	20	2	32/33	20/25	30:06
	64-40.9	89-719	33-18	240	26	13	9	4	26/26	18/28	29:54
1991	75-39.9	116-933	37-14	292	32	8	20	4	31/31	23/33	27:06
	65-41.6	84-685	27-11	344	38	14	21	3	38/38	26/41	32:55
1992	74-42.1	106-941	28-18	299	31	13	15	3	29/31	28/36	32:05
	74-42.0	104-814	34-21	225	24	6	15	3	24/24	19/28	27:55
1993	89-42.5	100-861	28-15	308	32	13	16	3	32/32	28/30	32:15
	82-43.9	77-652	37-14	281	30	6	16	8	29/30	24/29	27:45
1994	97-39.7	119-974	18-8	316	35	15	17	3	32/32	24/29	31:58
	97-42.2	91-763	31-14	234	23	7	12	4	22/22	24/29	28:02
1995	59-40.1	109-839	24-13	407	44	17	21	6	39/39	34/41	32:36
	85-43.3	101-931	30-12	327	37	9	24	4	34/34	23/25	27:24
1996	72-40.7	84-665	27-14	344	39	18	15	6	37/37	23/30	30:08
	86-43.8	97-746	28-17	257	27	7	17	3	26/26	21/26	29:52
1997	64-42.6	95-861	25-14	372	44	19	22	3	40/40	22/25	32:05
	66-42.5	90-708	26-14	307	31	5	24	1	26/26	21/26	29:52
1998	82-43.5	79-690	18-12	263	26	8	13	5	23/23	26/32	30:20
	76-45.8	106-854	28-13	303	30	8	17	5	23/24	32/41	29:40
1999	84-45.2	119-945	19-7	317	35	14	19	2	30/31	25/29	31:28
	92-40.6	101-813	29-14	320	36	10	20	6	34/35	20/26	28:32
2000	91-43.3	81-667	24-11	321	35	19	12	4	32/33	25/30	31:27
	81-43.3	105-876	25-18	255	24	9	13	2	24/24	29/34	28:33
2001	63-41.4	86-737	28-9	352	38	17	16	5	34/37	30/44	34:10
	87-42.3	71-585	27-12	212	26	5	19	2	32/24	9/20	25:50
2002	63-41.0	90-712	26-14	390	43	15	26	2	35/37	29/40	32:47
	77-40.3	106-927	22-17	345	41	16	19	6	37/38	20/26	27:13
2003	84-41.4	111-1,005	24-11	300	33	10	19	4	31/32	23/32	30:42
	91-40.6	96-709	24-11	327	38	14	20	4	32/25	21/24	29:18

YEAR-BY-YEAR LEADERS

RUSHING

Year	Player	Yards	Att.	#	Yards	Avg.	LG	Tds
1934	Warren Heller	132			40		—	—
1935	Art Strul	92			35		—	—
1936	Warren Heller	106			40		—	—
1937	John Karcis	128			30		—	—
1938	Byron White (rookie)	152			37		—	—
1939	Boyd Brumbaugh	111			33		—	—
1940	Lou Tomasetti	68			36		—	—
1941	Dick Ruffie	109			36		—	—
1942	Bill Dudley (rookie)	162			43		54	—
1943	Jack Hinkle	162			43		42	—
1944	John Gargas	185			49		—	—
1945	John Gargas	185			33		—	—
1946	Bill Dudley	146			33		75	—
1947	Johnny Clement	129			42		—	—
1948	Bob Cifers	112			42		—	—
1949	Jerry Nuzum	139			45		—	—
1950	Joe Geri	188			45		—	—
1951	Fran Rogel	109			51		—	—
1952	Ray Matthews	66			36		—	—
1953	Fran Rogel	137			58		—	—
1954	Fran Rogel	111			58		—	—
1955	Fran Rogel	168			19		—	—
1956	Fran Rogel	31			16		—	—
1957	Billy Wells	154			51		—	—
1958	Tom Tracy	169			64		—	—
1959	Tom Tracy	199			51		—	—
1960	John Henry Johnson	213			44		—	—
1961	John Henry Johnson	186			48		—	—
1962	John Henry Johnson	251			40		—	—
1963	John Henry Johnson	186			48		—	—
1964	John Henry Johnson	235			45		—	—
1965	Dick Hoak	131			45		—	—
1966	Bill Asbury	169			45		—	—
1967	Don Sny (rookie)	99			33		—	—
1968	Dick Hoak	175			33		—	—
1969	John Fuqua	151			77		—	—
1970	John Fuqua	138			85		—	—
1971	John Fuqua	155			13		—	—
1972	Franco Harris (rookie)	188			75		—	—
1973	Franco Harris	188			35		—	—
1974	Franco Harris	208			54		—	—
1975	Franco Harris	262			45		—	—
1976	Franco Harris	289			45		—	—
1977	Franco Harris	300			58		—	—
1978	Franco Harris	310			19		—	—
1979	Franco Harris	261			37		—	—
1980	Franco Harris	208			26		—	—
1981	Franco Harris	242			50		—	—
1982	Franco Harris	140			21		—	—
1983	Franco Harris	279			52		—	—
1984	Frank Pollard	213			31		—	—
1985	Frank Pollard	233			56		—	—
1986	Earnest Jackson	216			31		—	—
1987	Earnest Jackson	180			39		—	—
1988	Merril Hoge	170			20		—	—
1989	Tim Worley (rookie)	195			38		—	—
1990	Merril Hoge	203			41		—	—
1991	Merril Hoge	165			24		—	—
1992	Barry Foster	165			69		—	—
1993	Barry Thompson	205			36		—	—
1994	Barry Foster	216			29		—	—
1995	Eric Pegram	213			38		—	—
1996	Jerome Bellis	320			50		—	—
1997	Jerome Bellis	375			34		—	—
1998	Jerome Bellis	316			42		—	—
1999	Jerome Bellis	299			35		—	—
2000	Jerome Bellis	355			30		—	—
2001	Jerome Bellis	225			48		—	—
2002	Amos Zereoue	193			42		—	—
2003	Jerome Bellis	246			7		—	—

TOTAL YARDS FROM SCRIMMAGE

Year	Player	Total Yards
1947	Johnny Clement	676
1948	Val Jansante	620
1949	Jerry Nuzum	692

Rush. Yards	670	3	611
-------------	-----	---	-----

Rec. Yards	6	623	81
------------	---	-----	----

YEAR-BY-YEAR LEADERS

TOTAL YARDS FROM SCRIMMAGE (cont.)

Year	Player	Total Yards	Rush. Yards	Rec. Yards
1950	Joe Geri	738	705	33
1951	Lynn Chandnois	822	332	490
1952	Elbie Nickel	884	0	884
1953	Lynn Chandnois	882	470	412
1954	Ray Mathews	894	242	652
1955	Ray Mathews	949	187	762
1956	Fran Rogel	564	476	88
1957	Jack McClairan	630	0	630
1958	Tom Tracy	1,249	714	535
1959	Tom Tracy	1,067	794	273
1960	Tom Tracy	1,025	680	345
1961	John Henry Johnson	1,111	787	324
1962	John Henry Johnson	1,367	1,141	226
1963	Buddy Dial	1,295	0	1,295
1964	John Henry Johnson	1,117	1,048	69
1965	Gary Ballman	905	46	859
1966	Roy Jefferson	808	36	772
1967	J.R. Wilburn	767	0	767
1968	Roy Jefferson	1,131	57	1,074
1969	Roy Jefferson	1,125	46	1,079
1970	Frenchy Fuqua	980	691	289
1971	Frenchy Fuqua	1,052	625	427
1972	Franco Harris (rookie)	1,235	1,055	180
1973	Franco Harris	767	698	69
1974	Franco Harris	1,206	1,006	200
1975	Franco Harris	1,460	1,246	214
1976	Rocky Bleier	1,330	1,036	294
1977	Franco Harris	1,224	1,162	62
1978	Franco Harris	1,226	1,082	144
1979	Franco Harris	1,477	1,186	291
1980	Franco Harris	985	789	196
1981	Franco Harris	1,237	987	250
1982	Franco Harris	853	604	249
1983	Franco Harris	1,285	1,007	278
1984	John Stallworth	1,395	0	1,395
1985	Frank Pollard	1,241	991	250
1986	Walter Abercrombie	1,272	877	395
1987	Earnest Jackson	748	696	52
1988	Merril Hoge	1,192	705	487
1989	Louis Lipps	1,124	180	944
1990	Merril Hoge	1,114	772	342
1991	Merril Hoge	989	610	379
1992	Barry Foster	2,034	1,690	344
1993	Leroy Thompson	1,022	763	259
1994	Byron "Bam" Morris (rookie)	1,040	836	204
1995	Yancey Thigpen	1,308	1	1,307
1996	Jerome Bettis	1,553	1,431	122
1997	Jerome Bettis	1,775	1,665	110
1998	Jerome Bettis	1,275	1,185	90
1999	Jerome Bettis	1,201	1,091	110
2000	Jerome Bettis	1,438	1,341	97
2001	Jerome Bettis	1,120	1,072	48
2002	Hines Ward	1,471	142	1,329
2003	Hines Ward	1,224	61	1,163

PASSING

Year	Player	Att.	Comp.	Yards	TDs	Ints	Rtg.
1934	Warren Heller	112	31	511	—	15	—
1935	Warren Heller	41	9	88	—	—	—
1936	Ed Matesic	138	64	850	—	16	—
1937	Ed Fiske	43	17	318	—	4	—
1938	Frank Filchok (rookie)	101	41	469	—	11	—
1939	Hugh McCullough (rookie)	100	32	443	2	12	14.3
1940	Bill Patterson	117	34	529	—	15	—
1941	Boyd Brumbaugh	41	13	260	2	8	31.7
1942	Bill Dudley (rookie)	94	35	438	2	5	37.4
1943	Roy Zimmerman	124	43	846	9	17	44.2
1944	Johnny Grigas	131	50	690	6	21	31.6
1945	Buist Warren	92	36	368	0	10	11.8
1946	Bill Dudley	90	32	452	2	9	20.3
1947	Johnny Clement	123	52	1,004	7	9	59.9
1948	Ray Evans	137	64	924	5	17	41.9
1949	Joe Geri (rookie)	77	31	554	5	5	60.2
1950	Joe Geri	113	41	866	6	15	42.3
1951	Chuck Ortmann (rookie)	139	56	671	3	13	24.0
1952	Jim Finks	336	158	2,307	20	19	66.1
1953	Jim Finks	292	131	1,484	8	14	49.7

YEAR-BY-YEAR LEADERS

PASSING (cont.)

Year	Player	Att.	Comp.	Yards	TDs	Ints	Rtg.
1954	Jim Finks	306	164	2,003	14	19	63.6
1955	Jim Finks	344	165	2,270	10	26	47.6
1956	Ted Marchbroda	275	124	1,585	12	19	49.6
1957	Earl Morrall	289	139	1,900	11	12	64.7
1958	Bobby Layne	268	133	2,339	14	12	78.4
1959	Bobby Layne	297	142	1,986	20	21	62.6
1960	Bobby Layne	209	103	1,814	13	17	66.3
1961	Rudy Bukich	156	89	1,253	11	16	67.2
1962	Bobby Layne	233	116	1,686	9	17	56.3
1963	Ed Brown	362	168	2,982	21	20	71.5
1964	Ed Brown	272	121	1,990	12	19	55.2
1965	Bill Nelsen	270	121	1,917	8	17	52.8
1966	Ron Smith	181	79	1,249	8	12	54.4
1967	Kent Nix	268	136	1,587	8	19	49.5
1968	Dick Shiner	304	148	1,856	18	17	64.5
1969	Dick Shiner	209	97	1,422	7	10	60.4
1970	Terry Bradshaw (rookie)	218	83	1,410	6	24	30.6
1971	Terry Bradshaw	373	203	2,259	13	22	59.8
1972	Terry Bradshaw	308	147	1,887	12	12	64.1
1973	Terry Bradshaw	180	89	1,183	10	15	54.7
1974	Joe Gilliam	212	96	1,274	4	8	55.4
	Terry Bradshaw	148	67	785	7	8	55.1
1975	Terry Bradshaw	286	165	2,055	18	9	87.8
1976	Terry Bradshaw	192	92	1,177	10	9	65.3
1977	Terry Bradshaw	314	162	2,523	17	19	71.2
1978	Terry Bradshaw	368	207	2,915†	28*	20	84.8
1979	Terry Bradshaw	472	259	3,724	26	25	77.0
1980	Terry Bradshaw	424	218	3,339	24	22	75.1
1981	Terry Bradshaw	370	201	2,887	22	14	84.0
1982	Terry Bradshaw	240	127	1,768	17	11	81.4
1983	Cliff Stoudt	381	197	2,553	12	21	60.8
1984	Mark Malone	272	147	2,137	16	17	73.3
1985	Mark Malone	233	117	1,428	13	7	75.6
1986	Mark Malone	425	216	2,444	15	18	62.6
1987	Mark Malone	336	156	1,896	6	19	46.5
1988	Bubby Brister	370	175	2,634	11	14	65.3
1989	Bubby Brister	342	187	2,365	9	10	73.1
1990	Bubby Brister	387	223	2,725	20	14	81.6
1991	Neil O'Donnell	286	156	1,963	11	7	78.8
	Bubby Brister	190	103	1,350	9	9	72.9
1992	Neil O'Donnell	313	185	2,283	13	9	83.6
1993	Neil O'Donnell	486	270	3,208	14	7	79.5
1994	Neil O'Donnell	370	212	2,443	13	9	78.9
1995	Neil O'Donnell	416	246	2,970	17	7	87.7
1996	Mike Tomczak	401	222	2,767	15	17	71.8
1997	Kordell Stewart	440	236	3,020	21	17	75.2
1998	Kordell Stewart	458	252	2,560	11	18	62.9
1999	Mike Tomczak	258	139	1,625	12	8	75.8
2000	Kordell Stewart	289	151	1,860	11	8	73.6
2001	Kordell Stewart	442	266	3,106	14	11	81.7
2002	Tommy Maddox	377	234	2,836	20	16	85.2
2003	Tommy Maddox	519*	298*	3,414	18	17	75.3

PASS RECEIVING

Year	Player	No.	Yards	Avg.	LG	TDs
1934	Bert Smith	12	190	15.8	—	0
1935	Jim Levey	11	112	10.2	—	2
1936	Wilbur Sortet	14	197	14.1	—	1
1937	Johnny Blood	10	168	16.8	—	4
1938	Bill Davidson	12	229	19.1	—	0
1939	Sam Boyd (rookie)	21	423	20.1	—	2
1940	George Piatukas	15	290	19.3	—	2
1941	Don Cooney	10	186	18.6	66	1
1942	Walt Kicherski	15	189	12.6	26	0
1943	Tony Bova	17	419	24.7	51	5
1944	Ed Rucinski	22	284	12.9	40	1
1945	Tony Bova	15	220	14.7	52	0
1946	Val Jansante	10	136	13.6	34	1
1947	Val Jansante	35	599	17.1	46	5
1948	Val Jansante	29	623	16.0	66	3
1949	Val Jansante	29	445	15.3	47	4
1950	Val Jansante	26	353	13.6	40	0
1951	Hank Minarik (rookie)	35	459	13.1	37	9
1952	Elbie Nickel	35	884	16.1	54	9
1953	Elbie Nickel	62	743	12.0	40	4
1954	Ray Mathews (RB)	44	652	14.8	78	6
1955	Ray Mathews (RB)	42	762	18.1	61	6
1956	Ray Mathews (RB)	31	540	17.4	64	5

YEAR-BY-YEAR LEADERS

PASS RECEIVING (cont.)

Year	Player	No.	Yards	Avg.	LG	TDs
1957	Jack McClaire	46	630	13.7	48	2
1958	Jimmy Orr	33	910	27.6	78	7
1959	Jimmy Orr	35	604	17.3	43	5
1960	Buddy Dial	40	972	24.3	70	9
1961	Buddy Dial	53	1,047	19.8	88	12*
1962	Buddy Dial	50	981	19.6	62	6
1963	Buddy Dial	60	1,295	21.6	83	9
1964	Gary Ballman (RB)	47	935	19.9	47	7
1965	Gary Ballman (RB)	40	859	21.5	88	5
1966	John Hilton (TE)	46	603	13.1	32	4
1967	J.R. Wilburn	51	767	15.0	66	5
1968	Roy Jefferson	58	1,074	18.5	62	11
1969	Roy Jefferson	67	1,079	16.1	63	9
1970	Ron Shanklin (rookie)	30	691	23.0	81	4
1971	Ron Shanklin	49	652	13.3	42	6
	John Fuqua (RB)	49	427	8.7	40	1
1972	Ron Shanklin	38	669	17.6	57	3
1973	Ron Shanklin	30	711	23.7	67	10
1974	Frank Lewis	30	365	12.2	31	4
1975	Lynn Swann	49	781	15.9	43	11
1976	Lynn Swann	28	576	20.6	47	3
1977	Lynn Swann	50	789	15.8	47	7
1978	Lynn Swann	61	880	14.4	62	11
1979	John Stallworth	70	1,183	16.9	65†	8
1980	Lynn Swann	44	710	16.1	68†	7
1981	John Stallworth	63	1,098	17.4	55	5
1982	Franco Harris (RB)	31	249	8.0	20	0
1983	Calvin Sweeney	39	577	14.8	42	5
1984	John Stallworth	80	1,395	17.4	51	11
1985	John Stallworth	75	937	12.5	41	5
1986	Walter Abercrombie (RB)	47	395	8.4	27	2
1987	John Stallworth	41	521	12.7	45	2
1988	Louis Lipps	50	973	19.5	89†	5
	Merril Hoge (RB)	50	487	9.7	40	3
1989	Louis Lipps	50	944	18.9	79†	5
1990	Louis Lipps	50	682	13.6	37	3
1991	Louis Lipps	55	671	12.2	35	2
1992	Jeff Graham	49	711	14.5	51	1
1993	Eric Green (TE)	63+	942+	15.0	71†	5
1994	John L. Williams	51†	378	7.4	23	2
1995	Yancey Thigpen	85	1,307	15.4	43	5
1996	Andre Hastings	72	739	10.3	38	6
1997	Yancey Thigpen	79	1,398*	17.7	69†	7
1998	Courtney Hawkins	66	751	11.4	53	1
1999	Troy Edwards (rookie)	61	714	11.7	41	5
	Hines Ward	61	638	10.5	42	7
2000	Hines Ward	48	672	14.0	77†	4
2001	Hines Ward	94	1,003	10.7	34	4
	Plaxico Burress	66	1,008	15.3	43	6
2002	Hines Ward	112*	1,329	11.9	72†	12*
2003	Hines Ward	95	1,163	12.2	50	10

SCORING

Year	Player	TDs	PATs	FGs	TP
1935	Armand Niccolai	0	10	6	28
1936	Armand Niccolai	0	7	7	28
1937	Johnny "Blood" McNally	5	0	0	30
1938	Byron White (rookie)/Bill Sortet	4	0	0	24
1939	Armand Niccolai	0	15	3	24
1940	Armand Niccolai	0	6	6	24
1941	Art Jones	5	0	0	30
1942	Bill Dudley (rookie)	6	0	0	36
1943	Ernie Steele/Bob Thurbon	6	0	0	36
1944	Bob Thurbon	5	0	0	30
1945	Bill Dudley	3	2	0	20
1946	Bill Dudley	5	12	2	48
1947	Steve Lach	9	0	0	54
1948	Joe Glamp	3	26	4	56
1949	Joe Geri (rookie)	5	12	1	45
1950	Joe Geri	3	22	8	64
1951	Joe Geri	4	22	7	67
1952	Elbie Nickel	9	0	0	54
1953	Nick Bolkovac	1	27	4	45
1954	Ray Mathews	8	0	0	48
1955	Ray Mathews	7	0	0	42
1956	Elbie Nickel/Lynn Chandnois	5	0	0	30
1957	Earl Girard	4	2	1	29

YEAR-BY-YEAR LEADERS

SCORING (cont.)

Year	Player	TDs	PATs	FGs	TP
1958	Tom Miner	0	31	14	73
1959	Bobby Layne	2	32	11	77
1960	Tom Tracy	9	0	3	63
1961	Buddy Dial	12	0	0	72
1962	Lou Michaels	0	32	26	110
1963	Lou Michaels	0	32	21	95
1964	Mike Clark	0	28	13	67
1965	Mike Clark	0	19	11	52
1966	Mike Clark	0	34	21	97
1967	Mike Clark	0	35	12	71
1968	Roy Jefferson	12	0	0	72
1969	Gene Mingo	0	26	12	62
1970	John Fuqua	9	0	0	54
1971	Roy Gerela	0	27	17	78
1972	Roy Gerela	0	35	28	119
1973	Roy Gerela	0	36	29	123+
1974	Roy Gerela	0	33	20	93+
1975	Roy Gerela	0	44	17	95
1976	Franco Harris	14	0	0	84
1977	Franco Harris	11	0	0	66
1978	Roy Gerela	0	44	17	95
1979	Matt Bahr (rookie)	0	50	18	104
1980	Matt Bahr	0	39	19	96
1981	Dave Trout (rookie)	0	38	12	74
1982	Gary Anderson (rookie)	0	22	10	52
1983	Gary Anderson	0	38	27	119+
1984	Gary Anderson	0	45	24	117+
1985	Gary Anderson	0	40	33#	139+
1986	Gary Anderson	0	32	21	95
1987	Gary Anderson	0	21	22	87
1988	Gary Anderson	0	34	28	118
1989	Gary Anderson	0	28	21	91
1990	Gary Anderson	0	32	20	92
1991	Gary Anderson	0	31	23	100
1992	Gary Anderson	0	29	28	113
1993	Gary Anderson	0	32	28	116
1994	Gary Anderson	0	32	24	104
1995	Norm Johnson	0	39	34*	141+
1996	Norm Johnson	0	37	23	106
1997	Norm Johnson	0	40	22	106
1998	Norm Johnson	0	21	26	99
1999	Kris Brown (rookie)	0	30	25	105
2000	Kris Brown	0	32	25	107
2001	Kris Brown	0	34	30	124
2002	Hines Ward	12	0	0	78
2003	Jeff Reed	0	31	23	100

INTERCEPTIONS

Year	Player	No.	Yards	LG	TDs
1946	Bill Dudley	10#	242	80t	1
1947	Tony Compagno	4	168	64t	2*
	Walt Slater	4	38	38	0
1948	Tony Compagno	7t	79	82t	1
1949	Howard Hartley	6	63	41	0
1950	Howard Hartley	5	84	38	0
1951	Howard Hartley	10	69	23	0
1952	Jack Butler	7	168	41	0
1953	Jack Butler	9	147	28	1
1954	Paul Cameron (rookie)	7	118	32	0
1955	Richie McCabe (rookie)	3	29	25	0
1956	Jack Butler	6	113	34	0
1957	Jack Butler	10	85	20	0
1958	Jack Butler	9	81	19	0
1959	Dean Derby	7	127	24	0
1960	Dick Moegle	6	49	31	0
1961	John Sample	8	141	42	0
1962	Clendon Thomas	7	48	15	0
1963	Clendon Thomas	8	122	32	0
1964	Brady Keys	2	11	11	0
1964	Dick Haley	2	11	8	0
	Willie Daniel	2	4	4	0
1965	Jim Bradshaw	5	117	82t	1
1966	Mary Woodson	4	91	56t	1
1966	Jim Bradshaw	4	82	28	1
	Brady Keys	4	0	0	0
1967	Mary Woodson	7	49	24	0



YEAR-BY-YEAR LEADERS

INTERCEPTIONS (cont.)

Year	Player	No.	Yards	LG	TDs
1968	Paul Martha	23	43	23	0
	Ray May	31	31	25 ^t	1
	Marv Woodson	23	23	12	0
1969	Bob Hohn	64	64	24	0
	Paul Martha	15	37	15	0
1970	Lee Calland	7	38	21	0
1971	John Rowser	4	94	70 ^t	1
1972	Jack Ham	7	83	32 ^t	1
1973	Mike Wagner	134	38	38	0
1974	Glen Edwards	153	59	59	1
	J.T. Thomas	22	14	14	0
	Jack Ham	13	10	10	0
1975	Mel Blount	11 [#]	121	47	0
1976	Glen Edwards	95	55	55	0
	Mel Blount	75	28	28	0
1977	Mel Blount	65	37	37	0
1978	Tony Dungy	95	65	65	0
1979	Jack Lambert	29	23	23	0
1980	Donnie Shell	135	67	67	0
1981	Mel Blount	106	50 ^t	50 ^t	1
	Jack Lambert	76	31	31	0
1982	Dwayne Woodruff	53	53	30	0
	Donnie Shell	27	18	18	0
1983	Rick Woods	53	31	31	0
	Donnie Shell	18	18	18	0
1984	Donnie Shell	71	52 ^t	52 ^t	1
1985	Dwayne Woodruff	80	33	33	0
1986	Lupe Sanchez	71	67 ^t	67 ^t	1
	Eric Williams	44	25	25	0
	Donnie Shell	29	17	17	0
	Rick Woods	26	23	23	0
	Harvey Clayton	18	14	14	0
	Bryan Hinkle	7	6	6	0
1987	Dwayne Woodruff	91	33 ^t	33 ^t	1
1988	Dwayne Woodruff	109	78 ^t	78 ^t	1
	Rod Woodson	98	29	29	0
1989	Dwayne Woodruff	57	35	35	0
1990	Rod Woodson	67	34	34	0
1991	Thomas Everett	53	27	27	0
1992	Darren Perry (rookie)	69	34	34	0
1993	Rod Woodson	138	63 ^t	63 ^t	1
1994	Darren Perry	112	42	42	0
1995	Willie Williams	122	63 ^t	63 ^t	1
1996	Rod Woodson	121	43 ^t	43 ^t	1
1997	Donnell Woolford	91	34	34	0
	Darren Perry	77	42	42	0
1998	Dewayne Washington	178	78 ^t	78 ^t	2
1999	Scott Shields (rookie)	75	25	25	0
	Dewayne Washington	1	1	1	0
2000	Dewayne Washington	59	31	31	0
	Chad Scott	49	33	33	0
2001	Chad Scott	204	62	62	2
2002	Joey Porter	153	84	84	0
	Brent Alexander	37	25	25	0
2003	Brent Alexander	63	34	34	0

QUARTERBACK SACKS

Year	Player	No.	Year	Player	No.
1972	Joe Greene	11.0	1988	Tim Johnson	4.0
1973	L.C. Greenwood	8.5	1989	Greg Lloyd	7.0
1974	Ernie Holmes	11.5	1990	Gerald Williams	6.0
1975	Ernie Holmes	8.5	1991	Jerrold Williams	9.0
1976	Joe Greene	6.0	1992	Greg Lloyd	6.5
1977	Steve Furness	8.5	1993	Kevin Greene	12.5
1978	L.C. Greenwood	9.0	1994	Kevin Greene	14.0
1979	L.C. Greenwood	7.0	1995	Kevin Greene	9.0
	Steve Furness	7.0	1996	Chad Brown	13.0
1980	L.C. Greenwood	5.0	1997	Carnell Lake	6.0
1981	Gary Dunn	8.0	1998	Jason Gildon	11.0
1982	Tom Beasley	6.0	1999	Jason Gildon	8.5
	Gary Dunn	6.0	2000	Jason Gildon	13.5
1983	Keith Willis	14.0	2001	Jason Gildon	12.0
1984	Mike Merriweather	15.0*	2002	Jason Gildon	9.0
1985	Keith Willis	12.0		Joey Porter	9.0
1986	Keith Willis	5.5	2003	Kimo von Oelhoffen	8.0
1987	Mike Merriweather	5.5			

† AFC Leader

° Tied for NFL lead

\$ Tied for AFC lead

* Team record

+ Team record for TE

‡ Team record for RB

NFL leader

2003 Final Regular-Season Statistics (6-10)

Date	Result	Opponent	Attn.
9/7	W 34-15	Baltimore	63,157
9/14	L 41-20	at Kansas City	78,416
9/21	W 17-10	at Cincinnati	64,596
9/28	L 30-13	Tennessee	63,244
10/5	L 33-13	Cleveland	64,595
10/12	L 17-14	at Denver	75,974
10/26	L 33-21	St. Louis*	62,665
11/2	L 23-16	at Seattle	66,507
11/9	W 28-15	Arizona	59,520
11/17	L 30-14	at San Francisco	67,877
11/23	W 13-6	at Cleveland	73,658
11/30	L 24-20	Cincinnati	58,797
12/7	W 27-7	Oakland	53,079
12/14	L 6-0	at New York Jets	77,900
12/21	W 40-24	San Diego	52,527
12/28	L 13-10	OT at Baltimore	70,001

* 1,000th game in Steelers History

Team Statistics	Pitt.	Opp.
Total First Downs	275	270
Rushing	77	89
Passing	174	155
Penalty	24	26
3rd Down: Made/Att	82/227	71/209
3rd Down Pct.	36.1	34.0
4th Down: Made/Att	11/22	7/16
4th Down Pct.	50.0	43.8
Possession Avg.	30:42	29:18
Total Net Yards	4792	4783
Avg. Per Game	299.5	298.9
Total Plays	1020	968
Avg. Per Play	4.7	4.9
Net Yards Rushing	1488	1741
Avg. Per Game	93.0	108.9
Total Rushes	446	449
Net Yards Passing	3304	3042
Avg. Per Game	206.5	190.1
Sacked/Yards Lost	42/244	35/203
Gross Yards	3548	3245
Att./Completions	532/306	484/294
Completion Pct.	57.5	60.7
Had Intercepted	17	14
Punts/Average	85/41.4	91/40.6
Net Punting Avg.	36.0	32.1
Penalties/Yards	111/1005	96/709
Fumbles/Ball Lost	24/11	24/11
Touchdowns	33	38
Rushing	10	14
Passing	19	20
Returns	4	4

Score by Periods	Q1	Q2	Q3	Q4	OT	Pts
Team	50	94	93	63	0	300
Opponents	61	98	71	94	3	327

Scoring	TD	R	P	Rt	Pat	FG	2pt	Pts.
Reed	0	0	0	0	31/32	23/32	0	100
Ward	10	0	10	0	0/0	0/0	0	60
Bettis	7	7	0	0	0/0	0/0	1	44
Burress	4	0	4	0	0/0	0/0	0	24
Randle El	3	0	1	2	0/0	0/0	0	18
Zereoue	2	2	0	0	0/0	0/0	0	12
Bruener	1	0	1	0	0/0	0/0	0	6
Doering	1	0	1	0	0/0	0/0	0	6
Hope	1	0	1	0	0/0	0/0	0	6
Kreider	1	1	0	0	0/0	0/0	0	6
Riemersma	1	0	1	0	0/0	0/0	0	6
Scott	1	0	0	1	0/0	0/0	0	6
Townsend	1	0	0	1	0/0	0/0	0	6
Team	33	1019	4	31/32	23/32	1	300	
Opponents	38	1420	4	32/35	21/24	1	327	

Sacks: von Oelhoffen 8.0, Gildon 6.0, Bell 5.0, Porter 5.0, Bailey 2.0, Polamalu 2.0, Smith 2.0, Alexander 1.0, Haggans 1.0, Hampton 1.0, Logan 1.0, Townsend 1.0, Team 35.0, Opponents 42.0

2-Pt. Conversions: Bettis, Team 1-1, Opponents 1-3

Rushing	No.	Yds	Avg	Lg	TD
Bettis	246	811	3.3	21	7
Zereoue	132	433	3.3	22	2
Randle El	15	75	5.0	32	0
Haynes	20	63	3.2	15	0
Ward	11	61	5.5	25	0
Kreider	7	29	4.1	9	1
Maddox	13	12	0.9	6	0
Batch	1	11	11.0	11	0
Burress	1	-7	-7.0	-7	0
Team	446	1488	3.3	32	10
Opponents	449	1741	3.9	78t	14

Receiving	No.	Yds.	Avg.	Lg	TD
Ward	95	1163	12.2	50	10
Burress	60	860	14.3	47	4
Zereoue	40	310	7.8	29	0
Randle El	37	364	9.8	32t	1
Doering	18	240	13.3	53	1
Bettis	13	86	6.6	16	0
Tumari	12	113	9.4	23	0
Riemersma	10	138	13.8	24	1
Kreider	9	107	11.9	26	0
Haynes	7	57	8.1	13	0
Mays	2	17	8.5	9	0
Bruener	2	12	6.0	11	1
Hope	1	81	81.0	81t	1
Team	306	3548	11.6	81t	19
Opponents	294	3245	11.0	61t	20

Interceptions	No.	Yds.	Avg.	Lg	TD
Alexander	4	63	15.8	34	0
Scott	3	50	16.7	26t	1
Townsend	3	24	8.0	25t	1
Bell	1	61	61.0	42	0
Farnior	1	9	9.0	9	0
Washington	1	7	7.0	7	0
Gildon	1	1	1.0	1	0
Team	14	215	15.4	42	2
Opponents	17	386	22.7	75t	3

Punting	No.	Yds	Avg	Net	TB	In	Lg	B
Miller	84	3518	41.9	36.0	8	27	69	1
Team	84	3518	41.9	36.0	8	27	69	1
Opponents	91	3694	40.6	32.1	11	23	61	0

Punt Returns	Ret	FC	Yds	Avg	Lg	TD
Randle El	45	12	542	12.0	84t	2
Doering	0	0	9	0	9	0
Team	45	12	551	12.2	84t	2
Opponents	47	12	296	6.3	45	0

Kickoff Returns	No.	Yds	Avg	Lg	TD
Taylor	37	831	22.5	53	0
Randle El	24	466	19.4	34	0
Mays	4	79	19.8	27	0
Kreider	3	29	9.7	15	0
Team	68	1405	20.7	53	0
Opponents	66	1359	20.6	100t	1

Field Goals	1-19	20-29	30-39	40-49	50+
Reed	0/0	9/12	6/7	7/12	1/1
Team	0/0	9/12	6/7	7/12	1/1
Opponents	1/1	7/7	5/5	8/9	0/2

Reed:
(29G,31G)(20G,51G)(24WR,33G)(26G,23G,30CR)
(30G,37G)(24G,26G)(49G,33G,21G)(23WL)(45WR)
(45WR,23G,46G)(23G,39G)(47SH,44G,48SH,40G)
(43WL,20WL)(47G,40G)(42G)
Opponents:
(1)(44G)(19G,22G)(47G)(47WL,20G,22G)
(36G,46G,34G)(20G)(32G,22G,44G)(27G,31G)
(44G)(1)(28G,41G)(31G)(46G,52SH,51SH,47G)

Passing	Att	Cmp	Yds	Cmp%	TD	Int	Lg	Sack/Lost	Rating
Maddox	519	298	3414	57.4	18	17	53	41/242	75.3
Miller	1	1	81	100.0	1	0	81t	0/0	158.3
Batch	8	4	47	50.0	0	0	22	1/2	68.2
Randle El	4	3	6	75.0	0	0	9	0/0	77.1
Team	532	306	3548	57.5	19	17	81t	42/244	76.4
Opponents	484	294	3245	60.7	20	14	61t	35/203	82.4

2002 Final Regular-Season Statistics (10-5-1)

Date	Result	Opponent	Attn.
9/9	L 30-14	at New England	68,436
9/15	L 30-17	Oakland	62,260
9/29	W 16-13/OT	Cleveland	62,864
10/6	L 32-29	at New Orleans	67,734
10/13	W 34-7	at Cincinnati	63,900
10/21	W 28-10	Indianapolis	62,800
10/27	W 31-18	at Baltimore	69,638
11/3	W 23-20	at Cleveland	73,718
11/10	T 34-34/OT	Atlanta	62,779
11/17	L 31-23	at Tennessee	68,804
11/24	W 29-21	Cincinnati	60,473
12/1	W 25-23	at Jacksonville	55,260
12/8	L 24-6	Houston	58,551
12/15	W 30-14	Carolina	58,586
12/23	W 17-7	at Tampa Bay	65,684
12/29	W 34-31	Baltimore	61,961

Team Statistics	Pitt.	Opp.
Total First Downs	343	279
Rushing	119	77
Passing	200	178
Penalty	24	24
3rd Down: Made/Att	94/223	98/225
3rd Down Pct.	42.2	43.6
4th Down: Made/Att	14/23	7/13
4th Down Pct.	60.9	53.8
Possession Avg.	32:47	27:13
Total Net Yards	5952	4835
Avg. Per Game	372.0	302.2
Total Plays	1097	982
Avg. Per Play	5.4	4.9
Net Yards Rushing	2120	1375
Avg. Per Game	132.5	85.9
Total Rushes	512	359
Net Yards Passing	3832	3460
Avg. Per Game	239.5	216.3
Sacked/Yards Lost	34/204	50/313
Gross Yards	4036	3773
Att./Completions	551/350	573/336
Completion Pct.	63.5	58.6
Had Intercepted	22	19
Punts/Average	63/41.0	77/40.3
Net Punting Avg.	33.2	35.0
Penalties/Yards	90/712	106/927
Fumbles/Ball Lost	26/14	22/17
Touchdowns	43	41
Rushing	15	16
Passing	26	19
Returns	2	6

Score by Periods	Q1	Q2	Q3	Q4	OT	PTS
Team	113	124	61	89	3	390
Opponents	79	73	86	107	0	345

Scoring	TD	R	P	Rt	Pat	FG	S	Pts.
Ward	12	0	12	0		0	78	
Peterson	0	0	0	0	25/26	12/21	0	61
Reed	0	0	0	0	10/11	17/19	0	61
Bettis	9	9	0	0		0	54	
Burress	7	0	7	0		0	44	
Zereoue	4	4	0	0		0	24	
Randle El	3	0	2	1		0	18	
Mathis	2	0	2	0		0	12	
Stewart	2	2	0	0		0	12	
Kreider	1	0	1	0		0	8	
Tuman	1	0	1	0		0	6	
Scott	1	0	0	1		0	6	
Bruener	1	0	1	0		0	6	
Team	43	15	26	2	35/37	29/40	0	390
Opponents	41	16	19	6	37/38	20/26	0	345

Sacks: Porter 9.0, Gildon 9.0, Haggans 6.5, Smith 5.5, Bailey 5.5, Bell 4.0, Flowers 4.0, von Oelhoffen 3.0, Hampton 2.0, Alexander 1.0, Logan 0.5, **Team 50.0, Opponents 34.0**

2-Pt. Conversions: Ward-3, Burress, Kreider, Team 5-6, Opponents 1-3

Rushing	No.	Yds	Avg	Lg	TD
Zereoue	193	762	3.9	42	4
Bettis	187	666	3.6	41	9
Stewart	43	191	4.4	28	2
Ward	12	142	11.8	39	0
Randle El	19	134	7.1	24	0
Fumal-Misaka	23	115	5.0	17	0
Haynes	10	51	5.1	20	0
Maddox	19	43	2.3	21	0
Kreider	6	16	2.7	5	0
Team	512	2120	4.1	42	15
Opponents	359	1375	3.8	59	16

Receiving	No.	Yds.	Avg.	Lg	TD
Ward	112	1329	11.9	72	12
Burress	78	1325	17.0	62	7
Randle El	47	489	10.4	36	2
Zereoue	42	341	8.1	54	0
Mathis	23	218	9.5	22	2
Kreider	18	122	6.8	15	1
Bruener	13	66	5.1	10	1
Bettis	7	57	8.1	15	0
Tuman	4	63	15.8	27	1
Haynes	3	10	3.3	7	0
Fumal-Misaka	2	12	6.0	6	0
Cushing	1	4	4.0	4	0
Team	350	4036	11.5	72	26
Opponents	336	3773	11.2	64	19

Interceptions	No.	Yds.	Avg.	Lg	TD
Porter	4	153	38.3	84	0
Alexander	4	37	9.3	25	0
Washington	3	51	17.0	28	0
Townsend	3	3	1.0	2	0
Flowers	2	31	15.5	25	0
Scott	2	30	15.0	30	1
Logan	1	46	46.0	46	0
Team	19	351	18.5	84	1
Opponents	22	421	19.1	70	2

Punting	No.	Yds	Avg	Net	TB	IN	Lg	B
Miller	55	2267	41.2	33.1	5	14	62	1
Rouen	7	316	45.1	38.7	1	1	55	0
Team	63	2583	41.0	33.2	6	15	62	1
Opponents	77	3102	40.3	35.0	6	17	63	1

Punt Returns	Ret	FC	Yds	Avg	Lg	TD
Randle El	37	11	257	6.9	29	0
Poteat	4	2	29	7.3	11	0
Scott	1	0	4	4.0	4	0
Team	42	13	290	6.9	29	0
Opponents	32	12	371	11.6	87	1

Kickoff Returns	No.	Yds	Avg	Lg	TD
Randle El	32	733	22.9	99	1
Mays	32	671	21.0	35	0
Poteat	5	103	20.6	25	0
Kreider	1	18	18.0	18	0
Bailey	1	12	12.0	12	0
Allred	1	7	7.0	7	0
Team	72	1544	21.4	99	1
Opponents	78	1671	21.4	96	1

Field Goals	1-19	20-29	30-39	40-49	50+
T. Peterson	1/1	2/3	6/10	3/7	0/0
J. Reed	0/0	5/5	5/5	6/7	1/2
Team	1/1	7/8	11/15	9/14	1/2
Opponents	0/0	7/7	2/3	11/15	0/1

Peterson:
(39N)(46G)(19G,27G,24B,31G)(1)(34G,32WL,30G)(48SH)(34G)(43G,41WR,28G,42G)(34G,40RU,34G,48B)(31WR,37WR)(0)(0)(0)(0)

Reed:
(1)(0)(0)(0)(0)(0)(33G,51SH,43G,45G)(25G,29G,30G,46G,33G,50G)(40G,31G,43SH)(36G,41G,23G)(26G)(23G,48G)

Opponents:
(45G,28G,27G)(41G,45G,46WL,27G)(28G,28G,45SH)(40G,48G,31G,48G)(46SH)(48SH,41G)(28G)(1)(36G,40G,56B)(39WR,43G)(1)(43G)

Passing	Att	Cmp	Yds	Cmp%	TD	Int	Lg	Sack/Lost	Rating
Maddox	377	234	2836	62.1	20	16	72	26/148	85.2
Stewart	166	109	1155	65.7	6	6	64	7/46	82.8
Randle El	8	7	45	87.5	0	0	25	1/10	90.1
Team	551	350	4036	63.5	26	22	72	34/204	84.6
Opponents	573	336	3773	58.6	19	19	64	50/313	75.6



2001 Final Regular-Season Statistics (13-3)

Date	Result	Opponent	Attn.
9/9	L 21-3	at Jacksonville	63,785
9/30	W 20-3	at Buffalo	72,874
10/7	W 16-7	Cincinnati	62,335
10/14	W 20-17	at Kansas City	78,413
10/21	W 17-10	at Tampa Bay	65,588
10/29	W 34-7	Tennessee	63,763
11/4	L 13-10	Baltimore	62,906
11/11	W 15-12/OT	at Cleveland	73,218
11/18	W 20-7	Jacksonville	62,644
11/25	W 34-24	at Tennessee	68,801
12/2	W 21-16	Minnesota	62,661
12/9	W 18-7	New York Jets	62,884
12/16	W 26-21	at Baltimore	69,506
12/23	W 47-14	Detroit	62,809
12/30	L 26-23/OT	at Cincinnati	63,751
1/6	W 28-7	Cleveland	59,189

Team Statistics	Pitt.	Opp.
Total First Downs	314	254
Rushing	148	70
Passing	150	160
Penalty	16	24
3rd Down: Made/Att	106/232	68/199
3rd Down Pct.	45.7	34.2
4th Down: Made/Att	6/12	4/17
4th Down Pct.	50.0	23.5
Possession Avg.	34:10	25:50
Total Net Yards	5887	4137
Avg. Per Game	367.9	258.6
Total Plays	1065	919
Avg. Per Play	5.5	4.5
Net Yards Rushing	2774	1195
Avg. Per Game	173.4	74.7
Total Rushes	580	339
Net Yards Passing	3113	2942
Avg. Per Game	194.6	183.9
Sacked/Yards Lost	31/182	55/367
Gross Yards	3295	3309
Att./Completions	454/274	525/295
Completion Pct.	60.4	56.2
Had Intercepted	12	16
Punts/Average	63/41.4	87/42.3
Net Punting Avg.	63/34.6	87/36.3
Penalties/Yards	86/737	71/585
Fumbles/Ball Lost	28/9	27/12
Touchdowns	38	26
Rushing	17	5
Passing	16	19
Returns	5	2

Score by Periods	Q1	Q2	Q3	Q4	OT	PTS
Team	60	108	102	79	3	352
Opponents	33	81	13	82	3	212

Scoring	TD	R	P	Rt	Pat	FG	S	Pts.
Brown	0	0	0	0	34/37	30/44	0	124
Burress	6	0	6	0			0	36
Stewart	5	5	0	0			0	30
Bettis	4	4	0	0			0	24
Fumati-Makala	4	3	1	0			0	24
Ward	4	0	4	0			0	24
Edwards	2	1	0	1			0	12
Scott	2	0	0	2			0	12
Shaw	2	0	2	0			0	12
Zereoue	2	1	1	0			0	12
Bowers	1	1	0	0			0	6
Cushing	1	0	1	0			0	6
Gildon	1	0	0	1			0	6
Kreider	1	1	0	0			0	6
Maddox	1	1	0	0			0	6
Tuman	1	0	1	0			0	6
Washington	1	0	0	1			0	6
Team	38	17	16	5	34/37	30/44	0	352
Opponents	26	5	19	2	23/24	9/20	2	212

Sacks: Gildon 12.0, Bell 9.0, Porter 9.0, A. Smith 8.0, von Oelhoffen 4.0, Alexander 2.0, Bailey 2.0, Holmes 2.0, Logan 2.0, Townsend 2.0, Flowers 1.0, Hampton 1.0, Washington 1.0, **Team 55.0, Opponents 31.0**

2-Pt. Conversions: Team 0-1, Opponents 1-2

Rushing	No.	Yds	Avg	Lg	TD
Bettis	225	1,072	4.8	48	4
Stewart	96	537	5.6	48	5
Fumati-Makala	120	453	3.8	46	3
Zereoue	85	441	5.2	32	1
Bowers	18	84	4.7	21	1
Ward	10	83	8.3	36	0
Kreider	7	29	4.1	12	1
Edwards	5	28	5.6	12	1
Witman	5	24	4.8	14	0
Maddox	6	9	1.5	8	1
Marlin	1	8	8.0	8	0
Team	578	2768	4.8	48	17
Opponents	339	1195	3.5	36	5

Receiving	No.	Yds.	Avg.	Lg	TD
Ward	94	1003	10.7	34	4
Burress	66	1008	15.3	43	6
Shaw	24	409	17.0	90	2
Edwards	19	283	14.9	57	0
Fumati-Makala	16	127	7.9	54	1
Zereoue	13	154	11.8	62	1
Bruener	12	98	8.2	21	0
Bettis	8	48	6.0	16	0
Tuman	7	96	13.7	32	1
Witman	6	32	5.3	12	0
Cushing	5	24	4.8	9	1
Kreider	2	5	2.5	5	0
Blackwell	1	8	8.0	8	0
Bowers	1	0	0.0	0	0
Team	274	3295	12.0	90	16
Opponents	295	3309	11.2	80	19

Interceptions	No.	Yds.	Avg.	Lg	TD
Scott	5	204	40.8	62	2
Alexander	4	39	9.8	22	0
Townsend	2	7	3.5	7	0
Logan	2	2	1.0	2	0
Washington	1	15	15.0	15	0
Clancy	1	3	3.0	3	0
Gildon	1	0	0.0	0	0
Team	16	270	16.9	62	2
Opponents	12	101	8.4	39	0

Punting	No.	Yds	Avg	Net	TB	In	Lg	B
Miller	59	2505	42.5	34.9	5	23	64	1
K. Brown	3	106	35.3	27.3	0	0	46	0
Team	63	2611	41.4	34.6	5	23	64	1
Opponents	87	3677	42.3	36.3	5	28	57	0

Punt Returns	Ret	FC	Yds	Avg	Lg	TD
Poteat	36	14	292	8.1	39	0
Edwards	10	0	83	8.3	28	0
Shaw	4	1	45	11.3	23	0
Team	50	15	420	8.4	39	0
Opponents	28	14	334	11.9	62	0

Kickoff Returns	No.	Yds	Avg	Lg	TD
Edwards	20	462	23.1	81	0
Poteat	16	250	15.6	30	0
Jackson	6	125	20.8	25	0
Blackwell	2	36	18.0	20	0
Logan	1	9	9.0	9	0
Shaw	1	2	2.0	2	0
Team	46	884	19.2	81	0
Opponents	73	1561	21.4	95	1

Field Goals	1-19	20-29	30-39	40-49	50+
K. Brown	0/0	7/7	15/20	6/15	2/2
Team	0/0	7/7	15/20	6/15	2/2
Opponents	0/0	3/5	4/6	2/7	0/2

Brown:
 (41G)(33N,30G,52G)(26G,42G,48G)(42G,55G)
 (35G)(48N,42G,27G)(38G,41N,33N,48N,35N)
 (31G,27G,37G,37G,45N,32G)(48G,28G)(39G,
 47N,37G)(40N)(26G,33G,40N,44N,38G,20G)
 (22G,33G,32N)(48N,37G,38N,31G)(38G)(
Opponents:
 (22N)(49N,23G)(51N)(31G)(48N)(25G,39G)
 (40G)(47N)(49G)(25G,38N)(51N)(48N)(48N)
 (32N,28N,34G,31G)(

Passing	Att	Cmp	Yds	Cmp%	TD	Int	Lg	Sack/Lost	Rating
Stewart	442	266	3109	60.2	14	11	90	29/175	81.7
Maddox	9	7	154	77.8	1	1	57	1/4	116.2
Bettis	2	1	32	50.0	1	0	32	0/0	135.4
Ward	1	0	0	0.0	0	0	0	1/3	39.6
Team	454	274	3295	60.4	16	12	90	31/182	83.4
Opponents	525	295	3309	56.2	19	16	80	55/367	74.5



2000 Final Regular-Season Statistics (9-7)

Date	Result	Opponent	Attn.
9/3	L 16-0	Baltimore	55,049
9/17	L 23-20	at Cleveland	73,018
9/24	L 23-20	Tennessee	51,769
10/1	W 24-13	at Jacksonville	64,351
10/8	W 20-3	at N.Y. Jets	78,441
10/15	W 15-0	Cincinnati	54,328
10/22	W 22-0	Cleveland	57,659
10/29	W 9-6	at Baltimore	69,405
11/5	L 9-7	at Tennessee	68,498
11/12	L 26-23	OT Philadelphia	56,702
11/19	L 34-24	Jacksonville	50,925
11/26	W 48-28	at Cincinnati	63,925
12/3	W 21-20	Oakland	55,811
12/10	L 30-10	at N.Y. Giants	78,164
12/16	W 24-3	Washington	58,183
12/24	W 34-21	at San Diego	50,809

Team Statistics	Pitt.	Opp.
Total First Downs	283	252
Rushing	124	82
Passing	128	153
Penalty	31	17
3rd Down: Made/Att	86/229	78/222
3rd Down Pct.	37.6	35.1
4th Down: Made/Att	5/10	8/17
4th Down Pct.	50.0	47.1
Possession Avg.	31:27	28:33
Total Net Yards	4766	4713
Avg. Per Game	297.9	294.6
Total Plays	1009	985
Avg. Per Play	4.7	4.8
Net Yards Rushing	2248	1693
Avg. Per Game	140.5	105.8
Total Rushes	527	425
Net Yards Passing	2518	3020
Avg. Per Game	157.4	188.8
Sacked/Yards Lost	43/220	39/229
Gross Yards	2738	3249
Att./Completions	439/217	521/280
Completion Pct.	49.4	53.7
Had Intercepted	10	17
Punts/Average	91/43.3	84/43.3
Net Punting Avg.	91/37.5	84/35.5
Penalties/Yards	81/667	105/876
Fumbles/Ball Lost	24/11	25/18
Touchdowns	35	24
Rushing	19	9
Passing	12	13
Returns	4	2

Score by Periods	Q1	Q2	Q3	Q4	OT	PTS
Team	58	99	67	97	0	321
Opponents	67	76	50	59	3	255

Scoring	TD	R	P	FG	S	Pts.
Brown	0	0	0	0	32/33	25/30 0 107
Bettis	8	8	0	0	0	48
Stewart	7	7	0	0	0	42
Shaw	4	0	4	0	0	24
Ward	4	0	4	0	0	24
Huntley	3	3	0	0	0	20
Bruener	3	0	3	0	0	18
Porter	1	0	0	1	1	8
Blackwell	1	0	0	1	0	6
Furness/Mataska	1	1	0	0	0	6
Gildon	1	0	0	1	0	6
Hawkins	1	0	1	0	0	6
Poteat	1	0	0	1	0	6
Team	35	19	12	4	32/33	25/30 1 321
Opponents	24	9	13	2	24/24	29/34 0 255

Sacks: Gildon 13.5, Porter 10.5, A. Smith 4.0, Townsend 3.5, Alexander 1.5, Batties 1.0, Flowers 1.0, Holmes 1.0, von Oelhoffen 1.0, Vrabel 1.0. **Team 39.0, Opponents 43.0**

2-Pl. Conversions: Huntley, Team 1-2, Opponents 0-0

Rushing	No.	Yds	Avg	Lg	TD
Bettis	355	1341	3.8	30	8
Stewart	78	436	5.6	45	7
Huntley	46	215	4.7	30	3
Furness/Mataska	21	149	7.1	23	1
Ward	4	53	13.3	23	0
Kreider	2	24	12.0	22	0
Zereoue	6	14	2.3	11	0
Graham	8	7	0.9	7	0
Wiltman	3	5	1.7	2	0
Edwards	3	4	1.3	15	0
Miller	1	0	0.0	0	0
Team	527	2248	4.3	45	19
Opponents	425	1693	4.0	46	9

Receiving	No.	Yds.	Avg.	Lg	TD
Ward	48	672	14.0	77	4
Shaw	40	672	16.8	45	4
Burrese	22	273	12.4	39	0
Hawkins	19	238	12.5	33	1
Edwards	18	215	11.9	27	0
Bruener	17	192	11.3	30	3
Bettis	13	97	7.5	25	0
Furness/Mataska	11	107	9.7	25	0
Huntley	10	91	9.1	19	0
Kreider	5	42	8.4	14	0
Wiltman	5	33	6.6	11	0
Cushing	4	17	4.3	5	0
Geason	3	66	22.0	36	0
Blackwell	2	23	11.5	14	0
Team	217	2738	12.6	77	12
Opponents	280	3249	11.6	79	13

Interceptions	No.	Yds.	Avg.	Lg	TD
Washington	5	59	11.8	31	0
Scott	5	49	9.8	33	0
Alexander	3	31	10.3	15	0
Codie	1	14	14.0	14	0
Kirkland	1	1	1.0	1	0
Flowers	1	0	0.0	0	0
Porter	1	0	0.0	0	0
Team	17	154	9.1	33	0
Opponents	10	150	15.0	63	2

Punting	No.	Yds	Avg	Net	TB	In	Lg	B
Miller	90	3944	43.8	37.5	8	34	67	1
Team	91	3944	43.3	37.5	8	34	67	1
Opponents	84	3641	43.3	35.5	8	29	65	0

Punt Returns	Ret	FC	Yds	Avg	Lg	TD
Poteat	36	7	467	13.0	54	1
Hawkins	4	11	15	3.8	9	0
Shaw	2	1	17	8.5	10	0
Edwards	0	1	0	—	0	0
Team	42	20	499	11.9	54	1
Opponents	44	14	371	8.4	27	0

Kickoff Returns	No.	Yds	Avg	Lg	TD
Poteat	24	465	19.4	31	0
Edwards	15	298	19.9	37	0
Blackwell	10	281	28.1	98	1
Ward	7	186	26.6	57	0
Kreider	1	0	0.0	0	0
Tuman	1	-1	-1.0	-1	0
Shaw	0	-8	—	-8	0
Team	58	1221	21.1	98	1
Opponents	69	1496	21.7	62	0

Field Goals	1-19	20-29	30-39	40-49	50+
K. Brown	1/1	8/8	9/10	6/9	1/2
Team	1/1	8/8	9/10	6/9	1/2
Opponents	2/2	9/11	6/7	11/13	1/1

Brown:
(45N)(41G,31G)(32G,32G,50N)(19G)(43G,29G)(36G,28G)(44G,20G,31G,26G,33G)(24G)(38G,52G,40G)(40G,42N)(44G,28G)(32G,36N,44N)(28G)(32G,28G)

Opponents:
(23G,26G,33G)(23G,28G,19G)(24G,40G,40G)(19G,48G)(29B,40G)(42N)(51G,49G)(21G,24N,31G,29G)(26G,45G,38N,42G,42G)(36G,33G)(40G,42G,44N)(38G,40G,21G)(32G)(1)

Passing	Att	Cmp	Yds	Cmp%	TD	Int	Lg	Sack/Lost	Rating
Stewart	289	151	1860	52.2	11	8	45	30/150	73.6
Graham	148	66	878	44.6	1	1	77	13/70	63.4
Bettis	2	0	0	0.0	0	1	0	0/0	0.0
Team	439	217	2738	49.4	12	10	77	43/220	68.9
Opponents	521	280	3249	53.7	13	17	79	39/229	67.6

1999 Final Regular-Season Statistics (6-10)

Date	Result	Opponent	Attn.
9/12	W 43-0	at Cleveland	73,138
9/19	W 23-20	at Baltimore	68,965
9/26	L 29-10	Seattle	57,881
10/3	L 17-3	Jacksonville	57,308
10/10	L 24-21	at Buffalo	71,038
10/17	W 17-3	at Cincinnati	59,669
10/25	W 13-9	Atlanta	58,141
11/7	W 27-6	at San Francisco	68,657
11/14	L 16-15	Cleveland	58,213
11/21	L 16-10	at Tennessee	66,619
11/28	L 27-20	Cincinnati	50,907
12/2	L 20-6	at Jacksonville	68,806
12/12	L 31-24	Baltimore	46,715
12/18	L 35-19	at Kansas City	78,697
12/26	W 30-20	Carolina	39,428
1/2	L 47-36	Tennessee	48,025

Team Statistics	Pitt.	Opp.
Total First Downs	295	260
Rushing	111	92
Passing	159	142
Penalty	25	26
3rd Down: Made/Att	30/234	64/203
3rd Down Pct.	38.5	31.5
4th Down: Made/Att	7/24	8/16
4th Down Pct.	29.2	50.0
Possession Avg.	31:28	28:32
Total Net Yards	4874	4884
Avg. Per Game	304.6	305.3
Total Plays	1067	953
Avg. Per Play	4.6	5.1
Net Yards Rushing	1991	1958
Avg. Per Game	124.4	122.4
Total Rushes	495	451
Net Yards Passing	2883	2926
Avg. Per Game	180.2	182.9
Sacked/Yards Lost	37/235	39/241
Gross Yards	3118	3167
Att./Completions	535/301	463/245
Completion Pct.	56.3	52.9
Had Intercepted	18	14
Punts/Average	84/45.2	92/40.6
Net Punting Avg.	91/37.5	84/35.5
Penalties/Yards	119/945	101/813
Fumbles/Ball Lost	19/7	29/14
Touchdowns	35	36
Rushing	14	10
Passing	19	20
Returns	2	6

Score by Periods	Q1	Q2	Q3	Q4	OT	PTS
Team	102	72	60	83	0	317
Opponents	100	102	59	59	0	320

Scoring	TD	R	P	Rt	Pat	FG	S	Pts.
Brown	0	0	0	0	30/31	25/29	0	105
Huntley	8	5	3	0			0	48
Ward	7	0	7	0			0	44
Bettis	7	7	0	0			0	44
Edwards	5	0	5	0			0	30
Shaw	3	0	3	0			0	18
Stewart	3	2	1	0			0	18
Davis	1	0	0	1			0	6
Porter	1	0	0	1			0	6
Team	35	14	19	2	30/31	25/29	0	317
Opponents	36	10	20	6	34/35	20/26	5	320

Sacks: Gildon 8.5, Emmons 6.0, Flowers 5.0, Royce 4.5, Oldham 3.0, Steed 3.0, Kirkland 2.0, Porter 2.0, Vrabel 2.0, L. Brown 1.0, Henry 1.0, Shields 1.0, Team 39.0, Opponents 37.0

2-Pt. Conversions: Ward, Team 1-4, Opponents 0-1

Rushing	No.	Yds	Avg	Lg	TD
Bettis	299	1091	3.6	35	7
Huntley	93	567	6.1	52	5
Stewart	56	258	4.6	21	2
Zereoue	18	48	2.7	8	0
Tomczak	16	19	1.2	17	0
Wilman	6	18	3.0	7	0
Fuamatu-Ma'afala	1	4	4.0	4	0
Ward	2	-2	-1.0	3	0
Gonzalez	2	-3	-1.5	-1	0
Miller	2	-9	-4.5	0	0
Team	495	1991	4.0	52	14
Opponents	451	1958	4.3	82t	10

Receiving	No.	Yds.	Avg.	Lg	TD
Edwards	61	714	11.7	41	5
Ward	61	638	10.5	42	7
Hawkins	30	285	9.5	23	0
Shaw	28	387	13.8	49	3
Huntley	27	253	9.4	25	3
Bettis	21	110	5.2	17	0
Blackwell	20	156	9.3	26	0
Bruener	18	176	9.8	29	0
Wilman	12	106	8.8	38	0
Stewart	9	113	12.6	28	1
Lyons	8	81	10.1	25	0
Cline	4	45	11.3	30	0
Cushing	2	29	14.5	22	0
Johnson	2	23	11.5	18	0
Zereoue	2	17	8.5	14	0
Team	301	3118	10.4	49	19
Opponents	245	3167	12.9	88	20

Interceptions	No.	Yds.	Avg.	Lg	TD
Shields	4	75	18.8	25	0
Washington	4	1	0.3	1	0
Kirkland	1	23	23.0	23	0
Emmons	1	22	22.0	22	0
Scott	1	16	16.0	16	0
Oldham	1	9	9.0	9	0
Royce	1	2	2.0	2	0
Davis	1	1	1.0	1	0
Team	14	149	10.6	25	0
Opponents	18	304	16.9	58t	3

Punting	No.	Yds	Avg	Net	TB	In	Lg	B
Miller	84	3795	45.2	38.1	10	27	75	0
Team	84	3795	45.2	38.1	10	27	75	0
Opponents	92	3737	40.6	34.3	10	32	78	0

Punt Returns	Ret	FC	Yds	Avg	Lg	TD
Edwards	25	4	234	9.4	48	0
Hawkins	11	6	49	4.5	14	0
Shaw	4	3	53	13.3	17	0
Blackwell	1	1	39	39.0	39	0
Ward	1	0	2	2.0	2	0
Team	42	14	377	9.0	48	0
Opponents	39	13	392	10.1	94t	1

Kickoff Returns	No.	Yds	Avg	Lg	TD
Huntley	15	336	22.4	41	0
Blackwell	14	282	20.1	37	0
Edwards	13	234	18.0	44	0
Zereoue	7	169	24.1	35	0
Lyons	3	42	14.0	17	0
Cline LG	2	8	4.0	8	0
Cline TM	2	8	4.0	8	0
Fuamatu-Ma'afala	1	9	9.0	9	0
Vrabel	1	6	6.0	6	0
Ward	1	24	24.0	24	0
Team	57	1,110	19.5	44	0
Opponents	67	1,209	18.0	75	0

Field Goals	1-19	20-29	30-39	40-49	50+
K. Brown	2/2	5/5	9/10	8/11	1/1
Team	2/2	5/5	9/10	8/11	1/1
Opponents	2/2	8/9	4/6	5/8	1/1

K. Brown:
 (19G, 28G, 19G)(32G, 28G, 36G)(33G)(48G)(43G)(51G, 25G)(28G, 38G, 31N)
 (41G, 32G, 47G)(44N, 24G)(35G, 33G)
 (40G, 38G)(31G, 46N)(42G, 49B, 47G)(46G)(1)
Opponents:
 (1)(45G, 28G)(45G, 51G, 41G, 26G, 30N, 38G)
 (27G, 41G)(29G, 36N)(37G, 41N)(47N)
 (19G, 20G, 49N)(39G)(1)(29G, 29G, 25N)
 (25G, 32G)(19G)(1)(42G)

Passing	Att	Cmp	Yds	Cmp%	TD	Int	Lg	Sack/Lost	Rating
Stewart	275	160	1464	58.2	6	10	42	22/131	64.9
Tomczak	258	139	1625	53.9	12	8	49	15/104	75.8
Bettis	1	1	21	100.0	1	0	21t	0/0	158.3
Gonzalez	1	1	8	100.0	0	0	8	0/0	100.0
Team	535	301	3118	56.3	19	18	49	37/235	71.1
Opponents	463	245	3167	52.9	20	14	88t	40/247	76.5



1998 Final Regular-Season Statistics (7-9)

Date	Result	Opponent	Attn.
9/6	W 20-13	at Baltimore	68,847
9/13	W 17-12	Chicago	59,084
9/20	L 21-0	at Miami	73,948
9/27	W 13-10	Seattle	58,413
10/11	L 25-20	at Cincinnati	59,979
10/18	W 16-6	Baltimore	58,620
10/26	W 20-13	at Kansas City	79,431
11/1	L 41-31	Tennessee	58,222
11/9	W 27-20	Green Bay	60,507
11/15	L 23-14	at Tennessee	41,104
11/22	W 30-15	Jacksonville	59,124
11/26	L 19-16	OT at Detroit	78,139
12/6	L 23-9	New England	58,832
12/13	L 16-3	at Tampa Bay	65,335
12/20	L 25-24	Cincinnati	52,017
12/28	L 21-3	at Jacksonville	74,143

Team Statistics	Pitt.	Opp.
Total First Downs	268	266
Rushing	106	88
Passing	135	155
Penalty	27	23
3rd Down: Made/Att	87/224	89/236
3rd Down Pct.	38.8	37.7
4th Down: Made/Att	3/15	8/18
4th Down Pct.	20.0	44.4
Possession Avg.	30:20	29:40
Total Net Yards	4586	4963
Avg. Per Game	286.6	310.2
Total Plays	1014	1002
Avg. Per Play	4.5	5.0
Net Yards Rushing	2034	1642
Avg. Per Game	127.1	102.6
Total Rushes	490	479
Net Yards Passing	2552	3321
Avg. Per Game	159.5	207.6
Sacked/Yards Lost	35/229	41/238
Gross Yards	2781	3559
Att./Completions	489/274	462/268
Completion Pct.	56.0	55.6
Had Intercepted	20	16
Punts/Average	82/43.5	76/45.8
Net Punting Avg.	82/36.8	76/38.9
Penalties/Yards	79/691	106/854
Fumbles/Ball Lost	18/12	28/13
Touchdowns	26	30
Rushing	8	8
Passing	13	17
Returns	5	5

Score by Periods	Q1	Q2	Q3	Q4	OT	PTS
Team	40	86	70	67	0	263
Opponents	24	112	63	101	3	303

Scoring	TD	R	P	Rt	Pat	FG	S	Pts.
N. Johnson	0	0	0	0	21/21	26/31	0	99
C. Johnson	7	0	7	0		0	46	
Bettis	3	3	0	0		0	18	
Fumatu/Ma'afaa	3	2	1	0		0	18	
Bruener	2	0	2	0		0	12	
Stewart	2	2	0	0		0	12	
Washington	2	0	0	2		0	12	
Blackwell	1	0	1	0		0	8	
Coleman	1	0	1	0		0	6	
Hawkins	1	0	1	0		0	6	
Huntley	1	1	0	0		0	6	
Lake	1	0	0	1		0	6	
McAfee	1	0	0	1		0	6	
Oldham	1	0	0	1		0	6	
George	0	0	0	0	2/2	0/1	0	2
Team	26	8	13	5	23/23	26/32	0	263
Opponents	30	8	17	5	23/24	32/41	0	303

Sacks: Gildon 11.0, Henry 4.0, Emmons 3.5, Harrison 3.5, Royce 3.5, D. Jones 3.0, Kirkland 2.5, Vrabel 2.5, Gibson 2.0, Holmes 1.5, Flowers 1.0, Lake 1.0, Steed 1.0, Oldham 0.5, Perry 0.5, **Team 41.0, Opponents 35.0**

2-PT. Conversions: C. Johnson 2, Blackwell, Team 3-3, Opponents 2-6

Rushing	No.	Yds	Avg	Lg	TD
Bettis	316	1185	3.8	42	3
Stewart	81	406	5.0	56	2
Huntley	55	242	4.4	48	1
McAfee	18	111	6.2	14	0
Hawkins	10	41	4.1	14	0
Fumatu/Ma'afaa	7	30	4.3	10	2
Ward	1	13	13.0	13	0
C. Johnson	1	4	4.0	4	0
Witman	1	2	2.0	2	0
Team	490	2034	4.2	56	8
Opponents	479	1642	3.4	37	8

Receiving	No.	Yds.	Avg.	Lg	TD
Hawkins	66	751	11.4	53	1
C. Johnson	65	815	12.5	55	7
Blackwell	32	297	9.3	24	1
Bruener	19	157	8.3	20	2
Bettis	16	90	5.6	26	0
Ward	15	246	16.4	45	0
Witman	13	74	5.7	15	0
Dunn	9	87	9.7	24	0
Fumatu/Ma'afaa	9	84	9.3	26	1
Lester	9	46	5.1	9	0
McAfee	9	27	3.0	11	0
Coleman	4	49	12.3	13	1
Lyons	3	19	6.3	11	0
Huntley	3	18	6.0	7	0
Stewart	1	17	17.0	17	0
Bishop	1	4	4.0	4	0
Team	274	2781	10.1	55	13
Opponents	268	3559	13.3	86	17

Interceptions	No.	Yds.	Avg.	Lg	TD
Washington	5	178	35.6	78	2
Lake	4	33	8.3	27	1
Perry	2	69	34.5	40	0
Holmes	1	36	36.0	36	0
Oldham	1	14	14.0	14	0
Emmons	1	2	2.0	2	0
Flowers	1	2	2.0	2	0
Kirkland	1	1	1.0	1	0
Team	16	335	20.9	78	3
Opponents	20	169	8.5	33	2

Punting	No.	Yds	Avg	Net	TB	In	Lg	B
Miller	81	3530	43.6	36.8	12	34	73	0
Stewart	1	35.0	35.0	35.0	0	1	35	0
Team	82	3565	43.5	36.8	12	35	73	0
Opponents	76	3482	45.8	38.9	13	22	71	1

Punt Returns	Ret	FC	Yds	Avg	Lg	TD
Hawkins	15	8	175	11.7	47	0
Coleman	10	3	53	5.3	12	0
Arnold	4	1	19	4.8	8	0
Blackwell	4	4	22	5.5	13	0
Team	33	16	269	8.2	47	0
Opponents	30	18	310	10.3	46	0

Kickoff Returns	No.	Yds	Avg	Lg	TD
Dunn	21	525	25.0	44	0
Blackwell	20	382	19.1	43	0
Huntley	6	119	19.8	26	0
Arnold	3	78	26.0	31	0
Lyons	2	-4	-2.0	6	0
Gibson	1	9	9.0	9	0
McAfee	1	10	10.0	25	0
Royce	1	0	0.0	0	0
Bruener	0	-7	-7.0	-7	0
Team	55	1112	20.2	44	0
Opponents	64	1212	18.9	53	0

Field Goals	1-19	20-29	30-39	40-49	50+
N. Johnson	0/0	10/10	5/5	11/14	0/2
George	0/0	0/0	0/1	0/0	0/0
Team	0/0	10/10	5/6	11/14	0/2
Opponents	1/1	9/9	9/10	12/17	1/4

N. Johnson:
(27G,49G)(49G)(47B)(33G,42N,25G)
(40G,40G)(41G,42G,40G)(34G,22G)(52N)(45G,21G)
(1)(38G,29G,41G)(30G,38G,53N,25G)(49G,26G,43G)
(27G)(22G)(47N,24G)
George: (1)(1)(1)(1)(1)(1)(36B)(1)(1)(1)(1)(1)
Opponents:
(41G,42N,42N,45N,25G)(19G,36G)(1)
(47G,52N)(44G,48G)(41G,40G)(20G,28G)(43G,32G)
(51N,42G,37G)(46G,24G,22G)(1)(45G,51G,43N,35G,
42G)(21G,29G,35G)(39G,37G,33B,21G)(33G,37G,
43G,53N,46N,21G)(1)

Passing	Att	Cmp	Yds	Cmp%	TD	Int	Lg	Sack/Lost	Rating
Stewart	458	252	2560	55.0	11	18	55	33/211	62.9
Tomczak	30	21	204	70.0	2	2	42	2/18	83.2
Ward	1	1	17	100.0	0	0	17	0/0	118.8
Team	489	274	2781	56.0	13	20	55	35/229	64.3
Opponents	482	268	3559	55.6	17	16	86	41/238	77.1



1997 Final Regular-Season Statistics (11-5)

Date	Result	Opponent	Attn.
8/31	L 37-7	Dallas	60,396
9/7	W 14-13	Washington	58,059
9/22	L 30-21	at Jacksonville	73,016
9/28	W 37-24	Tennessee	57,507
10/5	W 42-34	at Baltimore	64,421
10/12	W 24-22	Indianapolis	57,925
10/19	W 26-10	at Cincinnati	60,020
10/26	W 23-17	OT Jacksonville	57,011
11/3	L 13-10	at Kansas City	78,301
11/9	W 37-0	Baltimore	56,669
11/16	W 20-3	Cincinnati	55,226
11/23	L 23-20	at Philadelphia	67,166
11/30	W 26-20	OT at Arizona	66,341
12/7	W 35-24	Denver	59,739
12/13	W 24-21	OT at New England	60,013
12/21	L 16-6	at Tennessee	50,677

Team Statistics	Pitt.	Opp.
Total First Downs	326	285
Rushing	154	82
Passing	157	177
Penalty	15	26
3rd Down: Made/Att	98/216	102/228
3rd Down Pct.	44.7	44.7
4th Down: Made/Att	11/18	7/13
4th Down Pct.	61.1	53.8
Possession Avg.	32:05	27:55
Total Net Yards	5542	4705
Avg. Per Game	346.4	294.1
Total Plays	1058	1005
Avg. Per Play	5.2	4.7
Net Yards Rushing	2479	1318
Avg. Per Game	154.9	82.4
Total Rushes	572	403
Net Yards Passing	3063	3387
Avg. Per Game	191.4	211.7
Sacked/Yards Lost	20/152	48/294
Gross Yards	3215	3681
Att./Completions	466/253	554/295
Completion Pct.	54.3	53.2
Had Intercepted	19	20
Punts/Average	64/42.6	66/42.5
Net Punting Avg.	64/35.0	66/37.9
Penalties/Yards	95/881	90/708
Fumbles/Ball Lost	25/14	26/14
Touchdowns	44	31
Rushing	19	5
Passing	22	24
Returns	3	2

Score by Periods	Q1	Q2	Q3	Q4	OT	PTS
Team	67	98	86	106	15	372
Opponents	69	106	65	67	0	307

Scoring	TD	R	P	Rt	Pat	FG	S	Pts.
N. Johnson	0	0	0	0	40/40	22/25	0	106
Stewart	11	11	0	0		0	66	
Bettis	9	7	2	0		0	54	
Thigpen	7	0	7	0		0	44	
Bruener	6	0	6	0		0	36	
Hawkins	3	0	3	0		0	18	
Blackwell	2	0	1	1		0	12	
C. Johnson	2	0	2	0		0	12	
Jones	2	1	1	0		0	12	
Gildon	1	0	0	1		0	6	
Lake	1	0	0	1		0	6	
Team	44	19	22	3	40/40	22/25	0	372
Opponents	31	5	24	2	28/28	29/35	1	307

Sacks: Lake 6.0, Gildon 5.0, Kirkland 5.0, Henry 4.5, Conley 4.0, Harrison 4.0, Holmes 4.0, Oldham 4.0, Lloyd 3.5, Bell 1.5, Vrabel 1.5, Fuller 1.0, Gibson 1.0, Perry 1.0, Royce 1.0, Steed 1.0. **Team 48.0, Opponents 20.0**

2-Pt. Conversions: Thigpen, Team 1-2, Opponents 2-3

Rushing	No.	Yds	Avg	Lg	TD
Bettis	375	1665	4.4	34	7
Stewart	88	476	5.4	74	11
Jones	72	235	3.3	32	1
McAfee	13	41	3.2	9	0
Hawkins	5	17	3.4	11	0
Blackwell	2	14	7.0	11	0
Tomczak	7	13	1.9	17	0
Wiltman	5	11	2.2	4	0
Lester	2	9	4.5	6	0
Thigpen	1	3	3.0	3	0
Marsh	1	2	2.0	2	0
Miller	1	-7	-7.0	-7	0
Team	572	2479	4.3	74	19
Opponents	403	1318	3.3	47	5

Receiving	No.	Yds.	Avg.	Lg	TD
Thigpen	79	1398	17.7	69	7
Johnson	46	568	12.3	49	2
Hawkins	45	555	12.3	44	3
Bruener	18	117	6.5	18	6
Jones	16	96	6.0	25	1
Bettis	15	110	7.3	19	2
Blackwell	12	168	14.0	46	1
Lester	10	51	5.1	14	0
Lyons	4	29	7.3	13	0
McAfee	2	44	22.0	30	0
Marsh	2	14	7.0	8	0
Adams	1	39	39.0	39	0
Sadowski	1	12	12.0	12	0
Botkin	1	11	11.0	11	0
Wiltman	1	3	3.0	3	0
Team	253	3215	12.7	69	22
Opponents	295	3681	12.5	55	24

Interceptions	No.	Yds.	Avg.	Lg	TD
Woolford	4	91	22.8	34	0
Perry	4	77	19.3	42	0
Lake	3	16	5.3	11	0
Oldham	2	16	8.0	8	0
Kirkland	2	14	7.0	11	0
Scott	2	-4	-2.0	0	0
Henry	1	36	36.0	36	0
Bell	1	10	10.0	7	0
Conley	1	-3	3.0	3	0
Team	20	253	12.7	42	0
Opponents	19	270	14.2	43	0

Punting	No.	Yds	Avg	Net	TB	In	Lg	B
Miller	64	2729	42.6	35.0	11	17	72	0
Team	64	2729	42.6	35.0	11	17	72	0
Opponents	66	2804	42.5	37.9	4	17	59	0

Punt Returns	Ret	FC	Yds	Avg	Lg	TD
Blackwell	23	6	149	6.5	15	0
Coleman	5	2	5	1.0	5	0
Hawkins	4	2	68	17.0	30	0
Team	32	10	222	6.9	30	0
Opponents	23	6	271	11.8	38	0

Kickoff Returns	No.	Yds	Avg	Lg	TD
Blackwell	32	791	24.7	97	1
Coleman	24	487	20.3	28	0
Adams	10	215	21.5	31	0
Vrabel	1	0	0.0	0	0
Wiltman	1	10	10.0	10	0
Team	67	1493	22.3	97	1
Opponents	74	1556	21.0	97	1

Field Goals	1-19	20-29	30-39	40-49	50+
N. Johnson	1/1	6/6	8/8	6/8	1/2
Team	1/1	6/6	8/8	6/8	1/2
Opponents	1/1	13/14	11/12	3/6	1/2

N. Johnson: (1)(40B)(46N,48G,25G,44G)(1)(23G)(43G,32G)(19G)(27G)(52G,22G,39G)(34G,25G)(46G,40G)(40G,39G)(51N)(36G,34G,31G)(23G,36G)
Opponents: (53G,24G,28G)(37G,28G)(29N,20G,45G,38N,27G)(43N,37G,47G,28G)(34G)(37G,27G,35G,42N)(33G)(20G)(35G,44G)(1)(25G)(23G,35G,25G)(32G,19G,46N)(35G,53N)(1)(34G,29G,26G)

Passing	Att	Cmp	Yds	Cmp%	TD	Int	Lg	Sack/Lost	Rating
Stewart	440	236	3020	53.6	21	17	69	20/152	75.2
Tomczak	24	16	185	66.7	1	2	28	0/0	68.9
Quinn	2	1	10	50.0	0	0	10	0/0	64.6
Team	466	253	3215	54.3	22	19	69	20/152	74.8
Opponents	554	295	3681	53.2	24	20	55	48/294	73.5



1996 Final Regular-Season Statistics (10-6)

Date	Result	Opponent	Attn.
9/1	L 24-9	at Jacksonville	70,210
9/8	W 31-17	Baltimore	57,241
9/16	W 24-6	Buffalo	59,002
9/29	W 30-16	Houston	58,608
10/7	W 17-7	at Kansas City	79,189
10/13	W 20-10	Cincinnati	58,875
10/20	L 23-13	at Houston	50,337
10/27	W 20-17	at Atlanta	58,760
11/3	W 42-6	St. Louis	58,148
11/10	L 34-24	at Cincinnati	57,265
11/17	W 28-3	Jacksonville	58,879
11/25	W 24-17	at Miami	73,489
12/1	L 31-17	at Baltimore	51,822
12/8	W 16-3	San Diego	56,368
12/15	L 25-15	San Francisco	59,823
12/22	L 18-14	at Carolina	72,217

Team Statistics	Pitt.	Opp.
Total First Downs	296	286
Rushing	138	80
Passing	146	174
Penalty	12	32
3rd Down: Made/Att	84/208	77/213
3rd Down Pct.	40.4	36.2
4th Down: Made/Att	4/10	4/11
4th Down Pct.	40.0	36.4
Possession Avg.	30:08	29:52
Total Net Yards	5140	4362
Avg. Per Game	321.3	272.6
Total Plays	1002	1009
Avg. Per Play	5.1	4.3
Net Yards Rushing	2299	1415
Avg. Per Game	143.7	88.4
Total Rushes	525	411
Net Yards Passing	2841	2947
Avg. Per Game	177.6	184.2
Sacked/Yards Lost	21/149	51/369
Gross Yards	2990	3316
Att./Completions	456/246	547/322
Completion Pct.	53.9	58.9
Had Intercepted	19	23
Punts/Average	72/40.7	86/43.8
Net Punting Avg.	72/33.7	86/38.1
Penalties/Yards	84/665	97/746
Fumbles/Ball Lost	27/14	28/17
Touchdowns	39	27
Rushing	18	7
Passing	15	17
Returns	6	3

Score by Periods	Q1	Q2	Q3	Q4	OT	PTS
Team	84	115	92	53	0	344
Opponents	67	85	42	63	0	257

Scoring	TD	R	P	Rt	Pat	FG	S	Pts.
N. Johnson	0	0	0	0	37/37	23/30	0	106
Bettis	11	11	0	0			0	66
Stewart	8	5	3	0			0	48
Hastings	6	0	6	0			0	36
C. Johnson	3	0	3	0			0	20
Lake	2	0	0	2			0	12
Pegram	2	1	0	1			0	12
Thigpen	1	0	0	1			0	12
Woodson	2	0	0	2			0	12
Lester	1	1	0	0			0	6
Mills	1	0	1	0			0	6
Perry	1	0	0	1			0	6
Bruener	0	0	0	0			0	2
Team	39	18	15	6	37/37	23/30	0	344
Opponents	27	7	17	3	26/26	21/26	3	257

Sacks: Brown 13.0, Gildon 7.0, Kirkland 4.0, Buckner 3.0, Gibson 2.5, Emmons 2.5, Lake 2.0, Bell 2.0, Ravotti 2.0, Oldham 2.0, Henry 1.5, Perry 1.0, Williams 1.0, Woodson 1.0, Johnson 1.0, Jones 1.0, Holmes 1.0, Lloyd 1.0, Raybon 1.0, Olsavsky 0.5, TM 1.0, Team 51.0.

Opponents 21.0

2-PT. Conversions: C. Johnson, Bruener, Team 2-2, Opponents 0-1

Rushing	No.	Yds	Avg	Lg	TD
Bettis	320	1431	4.5	50t	11
Pegram	97	509	5.2	27	1
Stewart	39	171	4.4	80t	5
Hastings	4	71	17.8	37	0
Witman	17	69	4.1	15	0
Mills	2	24	12.0	15	0
Lester	8	20	2.5	5t	1
McAfee	7	17	2.4	5	0
Richardson	5	17	3.4	8	0
Arnold	1	-3	-3.0	-3	0
Miller	2	-4	-2.0	0	0
Tomczak	22	-7	-0.3	6	0
Edge	1	-16	-16.0	-16	0
Team	525	2299	4.4	80t	18
Opponents	411	1415	3.4	33t	7

Receiving	No.	Yds.	Avg.	Lg	TD
Hastings	72	739	10.3	38	6
C. Johnson	60	1008	16.8	70t	3
Bettis	22	122	5.5	16	0
Stewart	17	293	17.2	48	3
Pegram	17	112	6.6	14	0
Thigpen	12	244	20.3	39	2
Bruener	12	141	11.8	36	0
Mills	7	92	13.1	22	1
Lester	7	70	10.0	19	0
Arnold	6	76	12.7	26	0
McAfee	5	21	4.2	9	0
Botkin	4	36	9.0	17	0
Witman	2	15	7.5	11	0
Hayes	2	14	7.0	7	0
Holliday	1	7	7.0	7	0
Team	246	2990	12.2	70t	15
Opponents	322	3316	10.3	53	17

Interceptions	No.	Yds.	Avg.	Lg	TD
Woodson	6	121	20.2	43t	1
Perry	5	115	23.0	28	1
Kirkland	4	12	3.0	6	0
Brown	2	20	10.0	16	0
Figures	2	13	6.5	13	0
Lake	1	47	47.0	47t	1
Olsavsky	1	5	5.0	5	0
Williams	1	1	1.0	1	0
Fuller	1	0	0.0	0	0
Team	23	334	14.5	47t	3
Opponents	19	234	12.3	61t	2

Punting	No.	Yds	Avg	Net	TB	In	Lg	B
Miller	55	2256	41.0	33.6	8	18	61	0
Edge	17	675	39.7	34.1	3	7	48	0
Team	72	2931	40.7	33.7	11	25	61	0
Opponents	86	3771	43.8	38.1	12	25	64	0

Punt Returns	Ret	FC	Yds	Avg	Lg	TD
Hastings	37	12	242	6.5	33	0
Arnold	2	0	6	3.0	5	0
Jones	1	0	3	3.0	3	0
Team	40	12	250	6.3	33	0
Opponents	32	15	284	8.9	46	0

Kickoff Returns	No.	Yds	Avg	Lg	TD
Arnold	19	425	22.4	30	0
Pegram	17	419	24.6	91t	1
Mills	8	146	18.3	27	0
Johnson	6	111	18.5	31	0
Hastings	1	42	42.0	42	0
Perry	1	8	8.0	8	0
Witman	1	20	20.0	20	0
Team	53	1171	22.1	91t	1
Opponents	69	1509	21.9	90t	1

Field Goals	1-19	20-29	30-39	40-49	50+
N. Johnson	0/0	10/12	8/10	5/7	0/1
Team	0/0	10/12	8/10	5/7	0/1
Opponents	1/1	7/7	6/7	6/9	1/2

Johnson:
(48G,29G,23G)(35G)(30G,37B24B)(33G,36G,36G)
(21G,32G,28B,43G)(33G,22G)(26G,38N,29G)(27G,20G)
(1)(46G,42N)(51N)(47G,47N)(22G)(49G,39G,21G)
Opponents:
(52G)(29G)(31G,45G)(47N)(43N)(19G)(22G,32G,48G)
(41G)(25G,27G)(32G,34G)(40G)(56N,41G,48N)
(40G)(25G)(39N,22G)(35G,30G,29G)

Passing	Att	Cmp	Yds	Cmp%	TD	Lg	Sack/Lost	Rating
Tomczak	401	222	2767	55.4	15	17	70t	16/105 71.8
Stewart	30	11	100	36.7	0	2	15	3/37 18.8
Miller	25	13	123	52.0	0	0	17	2/7 65.9
Team	456	246	2990	53.9	15	19	70t	21/149 68.0
Opponents	547	322	3316	58.9	17	23	53	51/369 69.2



1995 Final Regular-Season Statistics (11-5)

Date	Result	Opponent	Attn.
9/3	W 23-20	Detroit	58,002
9/10	W 34-17	at Houston	44,122
9/18	L 23-10	at Miami	72,874
9/24	L 44-24	Minnesota	57,853
10/1	W 31-16	San Diego	57,012
10/8	L 20-16	at Jacksonville	72,042
10/19	L 27-9	Cincinnati	56,684
10/29	W 24-7	Jacksonville	54,516
11/5	W 37-34	at Chicago	61,838
11/13	W 20-3	Cleveland	58,675
11/19	W 49-31	at Cincinnati	54,636
11/26	W 20-17	at Cleveland	67,269
12/2	W 21-7	Houston	56,013
12/10	W 29-10	at Oakland	53,516
12/16	W 41-27	New England	57,158
12/24	L 24-19	at Green Bay	60,649

Team Statistics	Pitt.	Opp.
Total First Downs	344	272
Rushing	117	67
Passing	193	181
Penalty	34	24
3rd Down: Made/Att	97/230	68/202
3rd Down Pct.	42.2	33.7
4th Down: Made/Att	11/20	8/13
4th Down Pct.	55.0	61.5
Possession Avg.	32:36	27:24
Total Net Yards	5769	4561
Avg. Per Game	360.6	285.1
Total Plays	1110	943
Avg. Per Play	5.2	4.8
Net Yards Rushing	1852	1321
Avg. Per Game	115.8	82.6
Total Rushes	494	370
Net Yards Passing	3917	3240
Avg. Per Game	244.8	202.5
Sacked/Yards Lost	24/176	42/272
Gross Yards	4093	3512
Att./Completions	592/348	531/314
Completion Pct.	58.8	59.1
Had Intercepted	21	22
Punts/Average	59/40.1	85/43.3
Net Punting Avg.	59/33.3	85/36.3
Penalties/Yards	109/839	101/931
Fumbles/Ball Lost	24/13	30/12
Touchdowns	44	37
Rushing	17	9
Passing	21	24
Returns	6	4

Score by Periods	Q1	Q2	Q3	Q4	OT	PTS
Team	72	137	60	135	3	407
Opponents	33	124	109	61	0	327

Scoring	TD	R	P	Rt	Pat	FG	S	Pts.
N. Johnson	0	0	0	0	39/39	34/41	0	141
Morris	9	9	0	0			0	54
Mills	8	0	8	0			0	48
Pegram	6	5	1	0			0	38
Thigpen	5	0	5	0			0	30
Bruener	3	0	3	0			0	18
Hastings	2	0	1	1			0	12
Stewart	2	1	1	0			0	12
Avery	1	0	1	0			0	6
Buckner	1	0	0	1			0	6
Lake	1	0	0	1			0	6
Lester	1	1	0	0			0	6
Mays	1	0	0	1			0	6
McAfee	1	1	0	0			0	6
Oldham	1	0	0	1			0	6
J. Williams	1	0	1	0			0	6
W. Williams	1	0	0	1			0	6
Team	44	17	21	6	39/39	34/41	0	407
Opponents	37	9	24	4	34/34	23/25	0	327

Sacks: Greene 9.0, Seals 8.5, Lloyd 6.5, Brown 5.5, Buckner 3.0, Gildon 3.0, Henry 2.0, Lake 1.5, Kirkland 1.0, Olsavsky 1.0, Steed 1.0.
Team 42.0, Opponents 24.0

2-PT. Conversions: Thigpen, Team 1-5;
 Opponents 1-3

Rushing	No.	Yds	Avg	Lg	TD
Pegram	213	813	3.8	38	5
Morris	148	559	3.8	30	9
McAfee	39	156	4.0	22	1
J. Williams	29	110	3.8	31	0
Stewart	15	86	5.7	22	1
O' Donnell	24	45	1.9	14	0
Mills	5	39	7.8	20	0
Tomczak	11	25	2.3	11	0
Hastings	1	14	14.0	14	0
Lester	5	9	1.8	3	1
Avery	1	3	3.0	3	0
Miller	1	2	2.0	2	0
Thigpen	1	1	1.0	1	0
C. Johnson	1	-10	-10.0	-10	0
Team	494	1852	3.7	38	17
Opponents	370	1321	3.6	58	9

Receiving	No.	Yds.	Avg.	Lg	TD
Thigpen	85	1307	15.4	43	5
Hastings	48	502	10.5	36	1
Mills	39	679	17.4	62	8
C. Johnson	38	432	11.4	33	0
Bruener	26	238	9.2	29	3
Pegram	26	206	7.9	22	1
J. Williams	24	127	5.3	20	1
McAfee	15	88	5.9	18	0
Stewart	14	235	16.8	71	1
Hayes	11	113	10.3	32	0
Avery	11	82	7.5	18	1
Morris	8	36	4.5	13	0
Barnes	3	48	16.0	25	0
Team	348	4093	11.8	71	21
Opponents	314	3512	11.2	76	24

Interceptions	No.	Yds.	Avg.	Lg	TD
W. Williams	7	122	17.4	63	1
Perry	4	71	17.8	26	0
Lloyd	3	85	28.3	52	0
Mays	2	35	17.5	32	1
Bell	2	4	2.0	4	0
Lake	1	32	32.0	32	1
Oldham	1	12	12.0	12	0
Greene	1	0	0.0	0	0
Seals	1	0	0.0	0	0
Team	22	361	16.4	63	3
Opponents	21	185	8.8	60	3

Punting	No.	Yds	Avg	Net	TB	IN	Lg	B
Stark	59	2368	40.1	33.3	11	20	64	0
Team	59	2368	40.1	33.3	11	20	64	0
Opponents	85	3682	43.3	36.3	6	19	66	0

Punt Returns	Ret	FC	Yds	Avg	Lg	TD
Hastings	48	8	474	9.9	72	1
Team	48	8	474	9.9	72	1
Opponents	22	9	186	8.5	16	0

Kickoff Returns	No.	Yds	Avg	Lg	TD
Mills	54	1306	24.2	57	0
McAfee	5	56	11.2	25	0
Pegram	4	85	21.3	28	0
Bruener	2	19	9.5	10	0
Johnson	2	47	23.5	40	0
Gibson	1	10	10.0	10	0
T. Greene	1	7	7.0	7	0
Team	69	1530	22.2	57	0
Opponents	88	1544	17.5	62	0

Field Goals	1-19	20-29	30-39	40-49	50+
N. Johnson	1/1	10/10	14/16	8/13	1/1
Team	1/1	10/10	14/16	8/13	1/1
Opponents	0/0	8/8	7/7	7/8	1/2

N. Johnson:
 (39G, 45N, 47G, 31G), (42G, 40G), (40G), (45N, 47N, 32G, 35G), (25G), (41G, 19G, 22G), (39N, 36N, 25G, 28G, 38G), (36G), (40G, 46G, 24G), (48N, 38N, 34G), (50G, 26G), (33G, 27G), (41G, 35G, 32G, 20G, 22G), (43N, 32G, 32G), (33G, 25G)
Opponents:
 (43G, 36G), (43G), (37G, 39G, 52N, 21G), (33G, 43G, 40G), (28G), (53G, 32G), (31G, 23G), (40G, 27G, 44N), (29G), (27G), (44G), (39G), (23G, 22G), (47G)

Passing	Att	Cmp	Yds	Cmp%	TD	Int	Lg	Sack/Lost	Rating
O' Donnell	416	246	2970	59.1	17	7	71	15/126	87.7
Tomczak	113	65	666	57.5	1	9	29	6/42	44.3
Miller	56	32	397	57.1	2	5	42	2/8	53.9
Stewart	7	5	60	71.4	1	0	32	0/0	136.9
Team	592	348	4093	58.8	21	21	71	24/176	76.9
Opponents	531	314	3512	59.1	24	22	76	42/272	76.7

1994 Final Regular-Season Statistics (12-4)

Date	Result	Opponent	Attn.
9/04	L 26-9	Dallas	55,049
9/11	W 17-10	at Cleveland	73,018
9/18	W 31-21	Indianapolis	51,769
9/25	L 30-13	at Seattle	64,351
10/3	W 30-14	Houston	78,441
10/16	W 14-10	Cincinnati	54,328
10/23	W 10-6	at N.Y. Giants	57,659
10/30	L 20-17 OT	at Arizona	69,405
11/6	W 12-9 OT	at Houston	68,498
11/14	W 23-10	Buffalo	56,702
11/20	W 16-13 OT	Miami	50,925
11/27	W 21-3	at L.A. Raiders	63,925
12/4	W 38-15	at Cincinnati	55,811
12/11	W 14-3	Philadelphia	78,164
12/18	W 17-7	Cleveland	58,183
12/24	L 37-34	at San Diego	50,809

Team Statistics	Pitt.	Opp.
Total First Downs	307	262
Rushing	138	76
Passing	148	156
Penalty	21	30
3rd Down: Made/Att	89/228	72/225
3rd Down Pct.	39.0	32.0
4th Down: Made/Att	4/10	11/19
4th Down Pct.	40.0	57.9
Possession Avg.	31:58	28:02
Total Net Yards	5144	4326
Avg. Per Game	321.5	270.4
Total Plays	1048	1008
Avg. Per Play	4.9	4.3
Net Yards Rushing	2180	1452
Avg. Per Game	136.3	90.8
Total Rushes	546	421
Net Yards Passing	2964	2874
Avg. Per Game	185.3	179.6
Sacked/Yards Lost	39/283	55/382
Gross Yards	3247	3256
Att./Completions	463/266	532/280
Completion Pct.	57.5	52.6
Had Intercepted	9	17
Punts/Average	97/39.7	97/42.2
Net Punting Avg.	97/35.7	97/37.0
Penalties/Yards	119/974	91/763
Fumbles/Ball Lost	18/8	31/14
Touchdowns	35	23
Rushing	15	7
Passing	17	12
Returns	3	4

Score by Periods	Q1	Q2	Q3	Q4	OT	PTS
Team	64	106	20	120	6	316
Opponents	50	86	31	64	3	234

Scoring	TD	R	P	Pat	FG	S	Pts.
Anderson	0	0	0	32/32	24/29	0	104
Morris	7	7	0	0	0	42	
Foster	5	5	0	0	0	30	
Green	4	0	4	0	0	24	
Thigpen	4	0	4	0	0	24	
Johnson	3	0	3	0	0	18	
J. Williams	3	1	2	0	0	18	
Hastings	2	0	2	0	0	12	
McAfee LG	2	2	0	0	0	12	
McAfee TM	1	1	0	0	0	6	
Woodson	2	0	0	2	0	12	
Hayes	1	0	1	0	0	6	
Mills	1	0	1	0	0	6	
O'Donnell	1	1	0	0	0	6	
G. Williams	1	0	0	1	0	6	
Stone	0	0	0	0	0	2	
Team	35	15	17	3	32/32	24/29	0 316
Opponents	23	7	12	4	22/22	24/29	0 234

Sacks: Greene 14.0, Lloyd 10.0, Brown 8.5, Seals 7.0, Kirkland 3.0, Woodson 3.0, Buckner 2.0, Gideon 2.0, Steed 2.0, Williams 1.5, Figures 1.0, Lake 1.0, **Team 55.0, Opponents 39.0**

2-Pt. Conversions: Stone, Team 1-3, Opponents 1-1

Rushing	No.	Yds	Avg	Lg	TD
Foster	216	851	3.9	291	5
Morris	198	836	4.2	20	7
J. Williams	68	317	4.7	23	1
O'Donnell	31	80	2.6	18	1
McAfee LG	18	51	2.8	13	2
McAfee TM	16	56	3.5	13	1
Tomczak	4	22	5.5	13	0
Mills	3	18	6.0	17	0
Stone	2	7	3.5	4	0
Avery	2	4	2.0	5	0
Anderson	1	3	3.0	3	0
Johnson	4	-1	-2	7	0
Royals	1	-13	-13.0	-13	0
Team	546	2180	4.0	291	15
Opponents	421	1452	3.4	46	7

Receiving	No.	Yds	Avg	Lg	TD
J. Williams	51	378	7.4	23	2
Green	46	618	13.4	46	4
Johnson	38	577	15.2	841	3
Thigpen	36	546	15.2	601	4
Morris	22	204	9.3	49	0
Hastings	20	281	14.1	46	2
Foster	20	124	6.2	27	0
Mills	19	384	20.2	43	1
Stone	7	81	11.6	25	0
Hayes	5	50	10.0	17	1
McAfee LG	1	4	4.0	4	0
Avery	1	2	2.0	2	0
Keith	1	2	2.0	2	0
Team	266	3247	12.2	841	17
Opponents	280	3249	11.6	761	12

Interceptions	No.	Yds.	Avg.	Lg	TD
Perry	7	112	16.0	42	0
Woodson	4	109	27.3	371	2
Kirkland	2	0	0.0	0	0
Brown	1	9	9.0	9	0
Lloyd	1	8	8.0	8	0
Lake	1	2	2.0	2	0
G. Jones	1	0	0.0	0	0
Team	17	240	14.1	42	2
Opponents	9	106	11.8	351	1

Punting	No.	Yds	Avg	Net	TB	In	Lg	B
Royals	97	3849	39.7	35.7	6	35	64	0
Team	97	3849	39.7	35.7	6	35	64	0
Opponents	97	4096	42.2	37.0	4	31	59	0

Punt Returns	Ret	FC	Yds	Avg	Lg	TD
Woodson	39	9	319	8.2	42	0
Johnson	15	7	90	6.0	15	0
Hastings	2	0	15	7.5	12	0
Team	56	16	424	7.6	42	0
Opponents	39	23	263	6.7	19	0

Kickoff Returns	No.	Yds	Avg	Lg	TD
Johnson	16	345	21.6	71	0
Woodson	15	365	24.3	54	0
Stone	11	182	16.5	31	0
McAfee LG	7	113	16.1	29	0
Thigpen	5	121	24.2	31	0
Morris	4	114	28.5	45	0
Mills	2	6	3.0	6	0
Zgonina	2	8	4.0	8	0
Team	55	1141	20.7	71	0
Opponents	68	1530	22.5	951	2

Field Goals	1-19	20-29	30-39	40-49	50+
Anderson	1/1	7/8	8/9	7/9	1/2
Team	1/1	7/8	8/9	7/9	1/2
Opponents	1/1	4/5	10/13	7/8	2/2

Anderson:
(41G)(46N,25G)(46G)(31G,38G)(42G,25G,22G)
(1)(29G)(23G)(50G,39G,37G,40G)(39G,39G,30G)
(19G,48G,39G)(49N,54N,27N)(41G)(49G,32N)
(28G,28G)
Opponents: (40G,31G,21G,32G)(23G,32N)(1)
(31G,40G,31G,48N)(47G)(19G,49G)(20G,26N,51G)
(32G,49G,38G)(52G,32B)(34G,36N,48G)(32G)
(1)(21G)(1)(37G,40G,32G)

Passing	Att	Cmp	Yds	Cmp%	TD	Int	Lg	Sack/Lost	Rating
O'Donnell	370	212	2443	57.3	13	9	601	35/250	78.9
Tomczak	93	54	804	58.1	4	0	841	4/33	100.8
Team	463	266	3247	57.5	17	9	841	39/283	83.3
Opponents	532	280	3256	52.6	12	17	761	55/382	65.6



1993 Final Regular-Season Statistics (9-7)

Date	Result	Opponent	Attn.
9/5	L 24-13	San Francisco	57,502
9/12	L 27-0	at L.A. Rams	50,588
9/19	W 34-7	Cincinnati	53,682
9/27	W 45-17	at Atlanta	65,477
10/10	W 16-3	San Diego	55,264
10/17	W 37-14	New Orleans	56,056
10/24	L 28-23	at Cleveland	78,118
11/7	W 24-16	at Cincinnati	51,202
11/15	W 23-0	Buffalo	60,265
11/21	L 37-13	at Denver	74,840
11/28	L 23-3	at Houston	61,238
12/5	W 17-14	New England	51,358
12/13	W 21-20	at Miami	70,232
12/19	L 26-17	Houston	57,592
12/26	L 16-6	at Seattle	51,814
1/2	W 16-9	Cleveland	49,208

Team Statistics	Pitt.	Opp.
Total First Downs	307	267
Rushing	116	74
Passing	180	163
Penalty	11	30
3rd Down: Made/Att	92/235	68/201
3rd Down Pct.	39.1	33.8
Total Net Yards	5235	4531
Avg. Per Game	327.2	283.2
Total Plays	1079	962
Avg. Per Play	4.9	4.7
Net Yards Rushing	2003	1368
Avg. Per Game	125.2	85.5
Total Rushes	491	399
Net Yards Passing	3232	3163
Avg. Per Game	202.2	197.7
Sacked/Yards Lost	48/374	42/277
Gross Yards	3606	3440
Att./Completions	540/299	521/277
Completion Pct.	55.4	53.2
Had Intercepted	12	24
Punts/Average	89/42.5	82/43.9
Net Punting Avg.	89/34.2	82/38.1
Penalties/Yards	100/861	77/652
Fumbles/Ball Lost	28/15	37/14
Touchdowns	32	30
Rushing	13	6
Passing	16	16
Returns	3	8

Score by Periods	Q1	Q2	Q3	Q4	OT PTS
Team	38	110	79	81	0 308
Opponents	75	102	40	64	0 281

Scoring	TD	R	P	Rt	Pat	FG	S	Pts.
Anderson	0	0	0	0	32/32	28/30	0	116
Foster	9	8	1	0			0	54
Green	5	0	5	0			0	30
Hoge	5	1	4	0			0	30
Stone	3	1	2	0			0	18
Thigpen	3	0	3	0			0	18
Thompson	3	3	0	0			0	18
Davidson	1	0	0	1			0	6
Kirkland	1	0	0	1			0	6
Mills	1	0	1	0			0	6
Woodson	1	0	0	1			0	6
Team	32	13	16	3	32/32	28/30	0	308
Opponents	30	6	16	8	29/30	24/29	0	281

Sacks: Greene 12.5, Evans 6.5, Lloyd 6.0, Lake 5.0, Brown 3.0, Davidson 2.5, Woodson 2.0, Steed 1.5, Kirkland 1.0, G. Williams 1.0, Henry 1.0, **Team 42.0, Opponents 48.0**

Rushing	No.	Yds	Avg	Lg	TD
Thompson	205	763	3.7	36	3
Foster	177	711	4.0	38	8
Hoge	51	249	4.9	30	1
Stone	12	121	10.1	38t	1
O'Donnell	26	111	4.3	27	0
Worley	10	33	3.3	8	0
Mills	3	12	4.0	19	0
Cuthbert	1	7	7.0	7	0
Woodson	1	0	0.0	0	0
Tomczak	5	-4	-0.8	2	0
Team	491	2003	4.1	38t	13
Opponents	399	1368	3.4	37	6

Receiving	No.	Yds.	Avg.	Lg	TD
Green	63	942	15.0	71t	5
Stone	41	587	14.3	44	2
Graham	38	579	15.2	51	0
Thompson	38	259	6.8	28	0
Hoge	33	247	7.5	18	4
Mills	29	386	13.3	30	1
Foster	27	217	8.0	21	1
Thigpen	9	154	17.1	39t	3
Cooper	9	112	12.4	38	0
Davenport	4	51	12.8	19	0
Hastings	3	44	14.7	18	0
Worley	3	13	4.3	9	0
Jordan	1	12	12.0	12	0
Cuthbert	1	3	3.0	3	0
Team	299	3606	12.1	71t	16
Opponents	277	3440	12.4	66t	16

Interceptions	No.	Yds.	Avg.	Lg	TD
Woodson	8	138	17.3	63t	1
Perry	4	61	15.3	30	0
Lake	4	31	7.8	26	0
Johnson	3	51	17.0	26	0
Figures	1	78	78.0	78	0
Henry	1	10	10.0	10	0
Davidson	1	6	6.0	6	0
Team	24	386	16.1	78	1
Opponents	12	216	18.0	97t	2

Punting	No.	Yds	Avg	Net	TB	In	Lg	B
Royals	89	3781	42.5	34.2	3	28	61	0
Team	89	3781	42.5	34.2	3	28	61	0
Opponents	82	3600	43.9	38.1	6	23	58	0

Punt Returns	Ret	FC	Yds	Avg	Lg	TD
Woodson	41	11	338	8.2	39	0
Figures	5	2	15	3.0	6	0
Team	46	13	353	7.7	39	0
Opponents	50	16	678	13.6	91t	3

Kickoff Returns	No.	Yds	Avg	Lg	TD
Woodson	15	294	19.6	44	0
Hastings	12	177	14.8	22	0
Stone	11	168	15.3	30	0
Thompson	4	77	19.3	27	0
Worley	4	85	21.3	26	0
Hoge	3	33	11.0	15	0
Cooper	1	2	2.0	2	0
Thigpen	1	23	23.0	23	0
Williams	1	19	19.0	19	0
Team	52	878	16.9	44	0
Opponents	54	1165	21.6	97t	1

Field Goals	1-19	20-29	30-39	40-49	50+
Anderson	1/1	8/9	14/14	5/6	0/0
Team	1/1	8/9	14/14	5/6	0/0
Opponents	0/0	7/7	9/10	6/9	2/3

Passing	Att	Cmp	Yds	Cmp%	TD	Int	Lg	Sack/Lost	Rating
O'Donnell	486	270	3208	55.6	14	7	71t	41/331	79.5
Tomczak	54	29	398	53.7	2	5	39t	7/43	51.3
Team	540	299	3606	55.4	16	12	71t	48/374	76.7
Opponents	521	277	3440	53.2	16	24	66t	42/277	64.9



1992 Final Regular-Season Statistics (11-5)

Date	Result	Opponent	Attn.
9/6	W 29-24	at Houston	63,713
9/13	W 27-10	N.Y. Jets	56,050
9/20	W 23-6	at San Diego	46,127
9/27	L 17-3	at Green Bay	58,724
10/11	L 17-9	at Cleveland	78,080
10/19	W 20-0	Cincinnati	55,411
10/25	W 27-3	at Kansas City	76,175
11/1	W 21-20	Houston	58,074
11/8	L 28-20	at Buffalo	80,924
11/15	W 17-14	Detroit	52,242
11/22	W 30-14	Indianapolis	51,101
11/29	W 21-9	at Cincinnati	54,253
12/6	W 20-14	Seattle	47,015
12/13	L 30-6	at Chicago	52,904
12/20	L 6-3	Minnesota	53,613
12/27	W 23-13	Cleveland	53,776

Team Statistics	Pitt.	Opp.
Total First Downs	284	266
Rushing	119	99
Passing	143	146
Penalty	22	21
3rd Down: Made/Att	73/211	65/195
3rd Down Pct.	34.6	33.3
Total Net Yards	4906	4658
Avg. Per Game	306.6	291.1
Total Plays	989	949
Avg. Per Play	5.0	4.9
Net Yards Rushing	2156	1841
Avg. Per Game	134.8	115.1
Total Rushes	518	425
Net Yards Passing	2750	2817
Avg. Per Game	171.9	176.1
Sacked/Yards Lost	36/248	40/296
Gross Yards	3046	3065
Att./Completions	431/249	478/252
Completion Pct.	57.8	52.7
Had Intercepted	14	22
Punts/Average	74/42.1	74/42.0
Net Punting Avg.	74/35.6	84/34.4
Penalties/Yards	106/941	104/814
Fumbles/Ball Lost	28/18	34/21
Touchdowns	31	24
Rushing	13	6
Passing	15	15
Returns	3	3

Score by Periods	Q1	Q2	Q3	Q4	OT	PTS
Team	58	90	51	100	0	299
Opponents	33	86	56	50	0	225

Scoring	TD	R	P	Rt	Pat	FG	S	Pts.
Anderson	0	0	0	0	29/31	28/36	0	113
Foster	11	11	0	0			0	66
Cooper	3	0	3	0			0	18
Mills	3	0	3	0			0	18
Stone	3	0	3	0			0	18
Green	2	0	2	0			0	12
Jordan	2	0	2	0			0	12
Davenport	1	0	0	1			0	6
Graham	1	0	1	0			0	6
Griffin	1	0	0	1			0	6
Hoge	1	0	1	0			0	6
O'Donnell	1	1	0	0			0	6
Thompson	1	1	0	0			0	6
Woodson	0	0	0	1			0	6
Team	31	13	15	3	29/31	28/36	0	299
Opponents	24	6	15	3	24/24	19/28	0	225

Sacks: Lloyd 6.5, Woodson 6.0, Williams 4.5, Evans 3.0, Little 3.0, Williams 3.0, Nickerson 2.0, Lake 2.0, Jones 2.0, Davidson 2.0, Howe 2.0
Team 40.0, Opponents 36.0

Rushing	No.	Yds	Avg	Lg	TD
Foster	390	1690	4.3	69	11
Thompson	35	157	4.5	25	1
Hoge	41	150	3.7	15	0
Stone	12	118	9.8	30	0
Mills	1	20	20.0	20	0
Brisler	10	16	1.6	8	0
O'Donnell	27	5	0.2	9	1
Williams	2	0	0.0	2	0
Team	518	2156	4.2	69	13
Opponents	435	1841	4.2	44	6

Receiving	No.	Yds.	Avg.	Lg	TD
Graham	49	711	14.5	51	1
Foster	36	344	9.6	42	0
Stone	34	501	14.7	49	3
Mills	30	383	12.8	22	3
Hoge	28	231	8.3	20	1
Thompson	22	278	12.6	29	0
Cooper	16	197	12.3	27	3
Green	14	152	10.9	24	2
Davenport	9	136	15.1	31	0
Jordan	6	28	4.7	8	2
Didio	3	39	13.0	18	0
Williams	1	44	44.0	44	0
Thigpen	1	2	2.0	2	0
Team	249	3046	12.2	51	15
Opponents	252	3065	12.2	81	15

Interceptions	No.	Yds.	Avg.	Lg	TD
Perry	6	69	11.5	34	0
Johnson	5	67	13.4	35	0
Woodson	4	90	22.5	57	0
Griffin	3	98	32.7	65	1
Little	2	6	3.0	6	0
Lloyd	1	35	35.0	35	0
Williams	1	4	4.0	4	0
Shelton	0	15	-	15	0
Team	22	384	17.5	65	1
Opponents	14	235	16.8	77	1

Punting	No.	Yds	Avg	Net	Tb	In	Lg	B
Royals	73	3119	42.7	35.6	9	22	58	1
Team	74	3119	42.1	35.6	9	22	58	1
Opponents	74	3107	42.0	34.4	10	12	84	1

Punt Returns	Ret	FC	Yds	Avg	Lg	TD
Woodson	32	13	364	11.4	80	1
Team	32	13	364	11.4	80	1
Opponents	39	7	308	7.9	36	0

Kickoff Returns	No.	Yds	Avg	Lg	TD
Woodson	25	469	18.8	32	0
Stone	12	219	18.3	28	0
Thompson	2	51	25.5	33	0
Thigpen	2	44	22.0	29	0
Hoge	2	28	14.0	17	0
Bentley	1	17	17.0	17	0
Mills	1	11	11.0	11	0
Cooper	1	8	8.0	8	0
Campbell	1	0	0.0	0	0
Williams	1	0	0.0	0	0
Team	48	847	17.6	33	0
Opponents	52	1052	20.2	48	0

Field Goals	1-19	20-29	30-39	40-49	50+
Anderson	0/0	12/13	12/15	4/6	0/2
Team	0/0	12/13	12/15	4/6	0/2
Opponents	1/1	5/7	8/11	3/7	2/2

Passing	Att	Cmp	Yds	Cmp%	TD	Int	Lg	Sack/Lost	Rating
O'Donnell	313	185	2283	59.1	13	9	51	27/208	83.6
Brisler	116	63	719	54.3	2	5	42	13/88	61.0
Foster	1	0	0	0.0	0	0	0	0/0	39.6
Royals	1	1	44	100.0	0	0	44	0/0	118.8
Team	431	249	3046	57.8	15	14	51	40/296	77.7
Opponents	478	252	3065	52.7	15	22	81	36/248	64.0

1991 Final Regular-Season Statistics (7-9)

Date	Result	Opponent	Attn.
9/1	W 26-20	San Diego	55,848
9/8	L 52-34	at Buffalo	79,545
9/15	W 20-6	New England	53,703
9/22	L 23-14	at Philadelphia	65,511
10/6	W 21-3	at Indianapolis	55,383
10/14	L 23-20	at N.Y. Giants	57,608
10/20	L 27-7	Seattle	54,678
10/27	L 17-14	at Cleveland	78,285
11/3	L 20-13	at Denver	70,973
11/10	W 33-27/OT	at Cincinnati	55,503
11/17	L 41-14	Washington	56,813
11/24	W 26-24	Houston	45,795
11/28	L 20-10	at Dallas	62,253
12/8	L 31-6	at Houston	59,225
12/15	W 17-10	Cincinnati	35,420
12/22	W 17-10	Cleveland	47,070

Team Statistics	Pitt.	Opp.
Total First Downs	254	320
Rushing	82	98
Passing	158	194
Penalty	14	28
3rd Down: Made/Att	62/197	94/218
3rd Down Pct.	31.5	43.1
Total Net Yards	4581	5168
Avg. Per Game	286.3	323.0
Total Plays	915	1039
Avg. Per Play	5.0	5.0
Net Yards Rushing	1627	1582
Avg. Per Game	101.7	98.9
Total Rushes	394	466
Net Yards Passing	2954	3586
Avg. Per Game	186.4	224.1
Sacked/Yards Lost	45/359	38/257
Gross Yards	3313	3843
Att./Completions	475/259	535/334
Completion Pct.	54.4	62.4
Had Intercepted	19	16
Punts/Average	75/39.9	65/41.6
Net Punting Avg.	75/36.3	84/35.3
Penalties/Yards	116/933	84/685
Fumbles/Ball Lost	37/14	27/11
Touchdowns	32	38
Rushing	8	14
Passing	20	21
Returns	4	3

Score by Periods	Q1	Q2	Q3	Q4	OT	PTS
Team	42	53	67	124	6	292
Opponents	61	116	54	113	0	344

Scoring	TD	R	P	Rt	Pat	FG	S	Pts.
Anderson	0	0	0	0	31/31	23/33	0	100
Green	6	0	6	0			0	36
Stone	5	0	5	0			0	30
W. Williams	4	4	0	0			0	24
Hoge	3	2	1	0			0	18
Cooper	2	0	2	0			0	12
Foster	2	1	1	0			0	12
Lipps	2	0	2	0			0	12
Mills	2	0	1	1			0	12
Calloway	1	0	1	0			0	6
Cash	1	0	1	0			0	6
Hinkle	1	0	0	1			0	6
O'Donnell	1	1	0	0			0	6
Shelton	1	0	0	1			0	6
J. Williams	1	0	0	1			0	6
Team	32	8	20	4	31/31	23/33	0	292
Opponents	38	14	21	3	38/38	26/41	0	344

Sacks: J. Williams 9.0, Lloyd 8.0, Willis 7.0, Hinkle 2.0, G. Williams 2.0, Evans 2.0, Jones 2.0, Veasey 2.0, Nickerson 1.0, Lake 1.0, Johnson 1.0, Woodson 1.0.
Team 38.0, Opponents 45.0

Rushing	No.	Yds	Avg	Lg	TD
Hoge	165	610	3.7	24	2
Foster	96	488	5.1	56t	1
Williams	57	262	4.6	21	4
Worley	22	117	5.3	16	0
O'Donnell	18	82	4.6	22	1
Thompson	20	60	3.0	14	0
Brister	11	17	1.5	8	0
Stone	1	2	2.0	2	0
Stryzinski	4	-11	-2.8	0	0
Team	394	1627	4.1	56t	8
Opponents	466	1582	3.4	33	14

Receiving	No.	Yds.	Avg.	Lg	TD
Lipps	55	671	12.2	35	2
Hoge	49	379	7.7	25	1
Green	41	582	14.2	49	6
Stone	32	649	20.3	89t	5
Calloway	15	254	16.9	33t	1
W. Williams	15	139	9.3	29	0
Thompson	14	118	8.4	32	0
Cooper	11	147	13.4	47t	2
Foster	9	117	13.0	31	1
Cash	7	90	12.9	20	1
Mularkey	6	67	11.2	21	0
Mills	3	79	26.3	35t	1
Graham	2	21	10.5	15	0
Team	259	3313	12.8	89t	20
Opponents	334	3843	11.5	66t	21

Interceptions	No.	Yds.	Avg.	Lg	TD
Everett	4	53	13.3	27	0
Woodson	3	72	24.0	41	0
Shelton	3	57	19.0	57t	1
Hinkle	2	68	34.0	57t	1
Vincent	2	52	26.0	27	0
Griffin	1	22	22.0	22	0
Little	1	5	5.0	5	0
Jones	1	0	0.0	0	0
Johnson	1	0	0.0	0	0
Lloyd	1	0	0.0	0	0
Team	19	329	17.3	57t	2
Opponents	16	182	11.4	40	2

Punting	No.	Yds	Avg	Net	TB	In	Lg	B
Stryzinski	74	2996	40.5	36.3	3	10	63	1
Team	74	2996	39.9	36.3	3	10	63	1
Opponents	65	2705	41.6	35.3	2	17	59	0

Punt Returns	Ret	FC	Yds	Avg	Lg	TD
Woodson	28	12	320	11.4	40	0
Graham	8	2	46	5.8	13	0
Cash	1	0	6	6.0	6	0
Mills	1	0	0	0.0	0t	1
Vincent	1	0	1	1.0	1	0
Team	39	14	373	9.6	40	1
Opponents	29	27	210	7.2	24	0

Kickoff Returns	No.	Yds	Avg	Lg	TD
Woodson	44	880	20.0	47	0
Mills	11	284	25.8	54	0
Stone	6	75	12.5	25	0
Graham	3	48	16.0	23	0
McGovern	1	0	0.0	0	0
Thompson	1	8	8.0	8	0
Williams	1	19	19.0	19	0
Team	67	1314	19.6	54	0
Opponents	43	825	19.2	63	0

Field Goals	1-19	20-29	30-39	40-49	50+
Anderson	0/0	8/10	9/11	5/6	1/6
Team	0/0	8/10	9/11	5/6	1/6
Opponents	3/3	8/9	7/12	7/13	1/4

Passing	Att	Cmp	Yds	Cmp%	TD	Int	Lg	Sack/Lost	Rating
O'Donnell	286	156	1963	54.5	11	7	89t	30/214	78.8
Brister	190	103	1350	54.2	9	9	65t	15/145	72.9
Team	476	259	3313	54.4	20	16	89t	45/359	76.4
Opponents	535	334	3843	62.4	21	19	66t	38/257	82.3



1990 Final Regular-Season Statistics (9-7)

Date	Result	Opponent	Attn.
9/9	L 13-3	at Cleveland	78,298
9/16	W 20-9	Houston	54,814
9/23	L 20-3	at L.A. Raiders	50,657
9/30	L 28-6	Miami	54,691
10/7	W 36-14	San Diego	53,486
10/14	W 34-17	at Denver	74,285
10/21	L 27-7	at San Francisco	64,301
10/29	W 41-10	L.A. Rams	56,466
11/4	W 21-9	Atlanta	57,093
11/18	L 27-3	at Cincinnati	60,064
11/25	W 24-7	at N.Y. Jets	57,806
12/2	L 16-12	Cincinnati	58,200
12/9	W 24-3	New England	48,354
12/16	W 9-6	at New Orleans	68,582
12/23	W 35-0	Cleveland	51,665
12/30	L 34-14	at Houston	56,906

Team Statistics	Pitt.	Opp.
Total First Downs	263	257
Rushing	93	102
Passing	150	130
Penalty	20	25
3rd Down: Made/Att	74/187	81/205
3rd Down Pct.	39.6	39.5
Total Net Yards	4525	4115
Avg. Per Game	282.8	257.2
Total Plays	897	940
Avg. Per Play	5.0	4.4
Net Yards Rushing	1880	1615
Avg. Per Game	117.5	100.9
Total Rushes	456	446
Net Yards Passing	2645	2500
Avg. Per Game	165.3	156.3
Sacked/Yards Lost	33/242	34/228
Gross Yards	2887	2728
Att./Completions	408/237	460/236
Completion Pct.	58.1	51.3
Had Intercepted	20	9
Punts/Average	66/37.2	64/40.9
Net Punting Avg.	66/34.1	64/33.7
Penalties/Yards	110/928	89/719
Fumbles/Ball Lost	40/17	33/18
Touchdowns	33	26
Rushing	11	13
Passing	20	9
Returns	2	4

Score by Periods	Q1	Q2	Q3	Q4	OT	PTS
Team	64	71	54	103	0	292
Opponents	58	86	56	40	0	240

Scoring	TD	R	P	Rt	Pat	FG	S	Pts.
Anderson	0	0	0	0	32/33	20/25	0	92
Hoge	10	7	3	0			0	60
Green	7	0	7	0			0	42
W. Williams	4	3	1	0			0	24
Lipps	3	0	3	0			0	18
Mularkey	3	0	3	0			0	18
Bell	1	0	1	0			0	6
Calloway	1	0	1	0			0	6
Foster	1	1	0	0			0	6
Johnson	1	0	0	1			0	6
Stone	1	0	1	0			0	6
Woodson	1	0	0	1			0	6
Stowe	0	0	0	0			1	2
Team	33	11	20	2	32/33	20/25	1	292
Opponents	26	13	9	4	26/26	18/26	2	240

Sacks: G. Williams 6.0, Willis 5.0, Lloyd 4.5, Davidson 3.5, Evans 3.0, Freeman 2.0, Jenkins 2.0, Hinkle 2.0, Nickerson 2.0, Jones 2.0, J. Williams 1.0, Lake 1.0, **Team 34.0, Opponents 33.0**

Rushing	No.	Yds	Avg	Lg	TD
Hoge	203	772	3.8	41t	7
Worley	109	418	3.8	38	0
Williams	68	389	5.7	70t	3
Foster	36	203	5.6	38	1
Brister	25	64	2.6	11	0
Bell	5	18	3.6	12	0
Stryzinski	3	17	5.7	9	0
Strom	4	10	2.5	10	0
Lipps	1	-5	-5.0	-5	0
Stone	2	-6	-3.0	10	0
Team	456	1880	4.1	70t	11
Opponents	446	1615	3.6	31	13

Receiving	No.	Yds.	Avg.	Lg	TD
Lipps	50	682	13.6	37	3
Hoge	40	342	8.6	27	3
Green	34	387	11.4	46	7
Mularkey	32	365	11.4	28	3
Hill	25	391	15.6	66	0
Stone	19	332	17.5	90	1
Bell	12	137	11.4	43	1
Calloway	10	124	12.4	20t	1
Worley	8	70	8.8	27	0
W. Williams	5	42	8.4	13	1
O'Shea	1	13	13.0	13	0
Foster	1	2	2.0	2	0
Team	237	2887	12.2	90	20
Opponents	236	2728	11.6	66t	9

Interceptions	No.	Yds.	Avg.	Lg	TD
Woodson	5	67	13.4	34	0
Griffin	4	75	18.8	36	0
Woodruff	3	110	36.7	59	0
Everett	3	2	0.7	2	0
Johnson	2	60	30.0	34	1
Little	1	35	35.0	35	0
Hinkle	1	19	19.0	19	0
Lloyd	1	9	9.0	9	0
Willis	1	5	5.0	5	0
Jones	1	3	3.0	3	0
Hall	1	0	0.0	0	0
Lake	1	0	0.0	0	0
Team	24	385	16.0	59	1
Opponents	15	124	8.3	24	0

Punting	No.	Yds	Avg	Net	TB	In	Lg	B
Stryzinski	65	2454	37.8	34.1	5	18	51	1
Team	66	2454	37.2	34.1	5	18	51	1
Opponents	64	2616	40.9	33.7	3	13	62	1

Punt Returns	Ret	FC	Yds	Avg	Lg	TD
Woodson	38	8	398	10.5	52t	1
Hill	1	0	0	0.0	0	0
Team	39	8	398	10.2	52t	1
Opponents	16	32	105	6.6	39	0

Kickoff Returns	No.	Yds	Avg	Lg	TD
Woodson	35	764	21.8	49	0
Stone	5	91	18.2	24	0
J. Williams	3	31	10.3	20	0
Foster	3	29	9.7	13	0
Griffin	2	16	8.0	14	0
Green	1	16	16.0	16	0
Lipps	1	9	9.0	9	0
Team	50	956	19.1	49	0
Opponents	56	1245	22.2	99t	1

Field Goals	1-19	20-29	30-39	40-49	50+
Anderson	1/1	3/3	8/8	8/11	0/2
Team	1/1	3/3	8/8	8/11	0/2
Opponents	0/0	4/4	4/5	9/17	1/2

Passing	Att	Cmp	Yds	Cmp%	TD	Int	Lg	Sack/Lost	Rating
Brister	387	223	2725	57.6	20	14	90	28/213	81.6
Strom	21	14	162	66.7	0	1	22	5/29	69.9
Team	408	237	2887	58.1	20	15	90	33/242	81.0
Opponents	460	236	2728	51.3	9	24	66t	34/228	54.3

1989 Final Regular-Season Statistics (9-7)

Date	Result	Opponent	Attn.
9/10	L 51-0	Cleveland	57,928
9/17	L 41-10	at Cincinnati	53,885
9/24	W 27-14	Minnesota	50,744
10/1	W 23-3	at Detroit	43,804
10/8	L 26-16	Cincinnati	52,785
10/15	W 17-7	at Cleveland	78,840
10/22	L 27-0	at Houston	59,091
10/29	W 23-17	Kansas City	54,194
11/5	L 34-7	at Denver	74,739
11/12	L 20-0	Chicago	56,505
11/19	W 20-17	San Diego	44,203
11/26	W 34-14	at Miami	59,936
12/3	L 23-16	Houston	40,541
12/10	W 13-0	at N.Y. Jets	41,037
12/17	W 28-10	New England	26,594
12/24	W 31-22	at Tampa Bay	29,690

Team Statistics	Pitt.	Opp.
Total First Downs	244	323
Rushing	106	112
Passing	117	177
Penalty	21	34
3rd Down: Made/Att	66/209	106/229
3rd Down Pct.	31.6	46.3
Total Net Yards	2178	3541
Avg. Per Game	249.8	346.8
Total Plays	955	1077
Avg. Per Play	4.2	5.2
Net Yards Rushing	1818	2008
Avg. Per Game	113.6	125.5
Total Rushes	500	498
Net Yards Passing	2178	3541
Avg. Per Game	157.4	188.8
Sacked/Yards Lost	43/220	39/229
Gross Yards	2738	3249
Att./Completions	404/210	548/290
Completion Pct.	52.0	52.9
Had Intercepted	13	21
Punts/Average	83/40.6	69/40.5
Net Punting Avg.	83/34.1	84/33.8
Penalties/Yards	116/986	96/785
Fumbles/Ball Lost	32/18	40/21
Touchdowns	29	38
Rushing	17	16
Passing	10	17
Returns	2	5

Score by Periods	Q1	Q2	Q3	Q4	OT	PTS
Team	57	91	72	45	0	265
Opponents	78	110	60	78	0	326

Scoring	TD	R	P	Rt	Pat	FG	S	Pts.
Anderson	0	0	0	0	28/28	21/30	0	91
Hoge	8	8	0	0			0	48
Lipps	6	1	5	0			0	36
Worley	5	5	0	0			0	30
Carter	4	1	3	0			0	24
Hill	1	0	1	0			0	6
Mularkey	1	0	1	0			0	6
W. Williams	1	1	0	0			0	6
Wallace	1	1	0	0			0	6
Woodruff	1	0	0	1			0	6
Woodson	1	0	0	1			0	6
Team	29	17	10	2	28/29	21/30	0	265
Opponents	38	16	17	5	37/38	19/27	2	326

Sacks: Lloyd 7.0, Willis 6.5, Johnson 4.5, J. Williams 3.0, G. Williams 3.0, Little 2.0, Jones 2.0, Lake 1.0, Olsavsky 1.0, Nickerson 1.0, Team 31.0, Opponents 51.0

Rushing	No.	Yds	Avg	Lg	TD
Worley	195	770	3.9	38	5
Hoge	186	621	3.3	31	8
Lipps	13	180	13.8	58t	1
W. Williams	37	131	3.5	13	1
Stone	10	53	5.3	32	0
Brister	27	25	0.9	15	0
Blackledge	9	20	2.2	11	0
Carter	11	16	1.5	7	1
Wallace	5	10	2.0	5	1
Tyrell	1	3	3.0	3	0
Strom	4	-3	-0.8	0	0
Newsome	2	-8	-4.0	0	0
Team	500	1818	3.6	58t	17
Opponents	498	2008	4.0	65t	16

Receiving	No.	Yds.	Avg.	Lg	TD
Lipps	50	944	18.9	79t	5
Carter	38	267	7.0	22t	3
Hoge	34	271	8.0	22	0
Hill	28	455	16.3	53	1
Mularkey	22	326	14.8	34	1
Worley	15	113	7.5	19	0
Stone	7	92	13.1	16	0
W. Williams	6	48	8.0	16	0
Stock	4	74	18.5	27	0
Thompson	4	74	18.5	28	0
O'Shea	1	8	8.0	8	0
Brister	1	-10	-10.0	-10	0
Team	210	2662	12.7	79t	10
Opponents	290	3721	12.8	66t	17

Interceptions	No.	Yds.	Avg.	Lg	TD
Woodruff	4	57	14.3	35	0
Everett	3	68	22.7	32	0
Lloyd	3	49	16.3	31	0
Woodson	3	39	13.0	39	0
Little	3	23	7.7	13	0
Griffin	1	15	15.0	15	0
Hall	1	6	6.0	6	0
Hinkle	1	4	4.0	4	0
Johnson	1	0	0.0	0	0
Lake	1	0	0.0	0	0
Team	21	261	12.4	39	0
Opponents	13	103	7.9	21	1

Punting	No.	Yds	Avg	Net	TB	In	Lg	B
Newsome	82	3368	41.1	34.1	9	15	57	1
Team	83	3368	40.6	34.1	9	15	57	1
Opponents	69	2793	40.5	33.8	9	16	62	0

Punt Returns	Ret	FC	Yds	Avg	Lg	TD
Woodson	29	2	207	7.1	20	0
Hill	5	0	22	4.4	12	0
Lipps	4	0	27	6.8	9	0
Johnson	2	0	22	11.0	13	0
Team	40	2	278	7.0	20	0
Opponents	45	19	361	8.0	42	0

Kickoff Returns	No.	Yds	Avg	Lg	TD
Woodson	36	982	27.3	84t	1
Stone	7	173	24.7	73	0
Thompson	4	41	10.3	15	0
J. Williams	4	31	7.8	22	0
J. Johnson	3	43	14.3	19	0
Griffin	1	21	21.0	21	0
Hinnant	1	13	13.0	13	0
Team	56	1304	23.3	84t	1
Opponents	53	1096	20.7	42	0

Field Goals	1-19	20-29	30-39	40-49	50+
Anderson	2/2	5/5	5/8	9/15	0/0
Team	2/2	5/5	5/8	9/15	0/0
Opponents	0/0	11/11	3/8	3/6	2/2

Passing	Att	Cmp	Yds	Cmp%	TD	Int	Lg	Sack/Lost	Rating
Brister	342	187	2365	54.7	9	10	79t	45/452	73.1
Blackledge	60	22	282	36.7	1	3	30	4/25	36.9
Carter	1	1	15	100.0	0	0	15	2/7	118.8
Strom	1	0	0	0.0	0	0	0	0/0	39.6
TEAM	404	210	2662	52.0	10	13	79t	51/484	67.7
OPPONENTS	548	290	3721	52.9	17	21	66t	31/180	68.8



1988 Final Regular-Season Statistics (5-11)

Date	Result	Opponent	Attn.
9/4	W 24-21	Dallas	56,813
9/11	L 30-29	at Washington	54,083
9/18	L 17-12	Cincinnati	56,647
9/25	L 36-28	at Buffalo	78,735
10/2	L 23-9	Cleveland	56,410
10/9	L 31-14	at Phoenix	53,278
10/16	L 34-14	Houston	52,229
10/23	W 39-21	Denver	49,811
10/30	L 24-20	at N.Y. Jets	64,862
11/6	L 42-7	at Cincinnati	56,403
11/13	L 27-26	Philadelphia	46,026
11/20	L 27-7	at Cleveland	77,131
11/27	W 16-10	Kansas City	42,057
12/4	W 37-34	at Houston	47,791
12/11	L 20-14	at San Diego	33,816
12/18	W 40-24	Miami	36,051

Team Statistics	Pitt.	Opp.
Total First Downs	292	319
Rushing	120	110
Passing	150	181
Penalty	22	28
3rd Down: Made/Att	78/216	98/225
3rd Down Pct.	36.1	43.6
Total Net Yards	5204	5805
Avg. Per Game	325.3	362.8
Total Plays	1030	1067
Avg. Per Play	5.1	5.4
Net Yards Rushing	2228	1864
Avg. Per Game	139.3	116.5
Total Rushes	499	516
Net Yards Passing	2976	3941
Avg. Per Game	186.0	246.3
Sacked/Yards Lost	42/331	19/145
Gross Yards	3307	4086
Att./Completions	489/226	532/309
Completion Pct.	46.2	58.1
Had Intercepted	20	20
Punts/Average	71/41.5	67/40.7
Net Punting Avg.	71/32.8	67/35.0
Penalties/Yards	99/803	79/705
Fumbles/Ball Lost	40/19	35/13
Touchdowns	36	49
Rushing	17	20
Passing	15	25
Returns	4	4

Score by Periods	Q1	Q2	Q3	Q4	OT	PTS
Team	85	94	47	110	0	336
Opponents	64	138	103	116	0	421

Scoring	TD	R	P	Rt	Pat	FG	S	Pts.
Anderson	0	0	0	0	34/35	28/36	0	118
Briester	6	6	0	0		0	36	
Hoge	6	3	3	0		0	36	
Lipps	6	1	5	0		0	36	
Carter	5	3	2	0		0	30	
Jackson	3	3	0	0		0	18	
Stone	2	0	1	1		0	12	
Blackledge	1	1	0	0		0	6	
Gothard	1	0	1	0		0	6	
Jordan	1	0	0	1		0	6	
Lockett	1	0	1	0		0	6	
Thompson	1	0	1	0		0	6	
W. Williams	1	0	1	0		0	6	
Woodruff	1	0	0	1		0	6	
Woodson	1	0	0	1		0	6	
Team	36	17	15	4	34/35	28/36	1	336
Opponents	49	20	25	4	47/49	26/32	1	421

Sacks: Johnson 4.0, Nickerson 3.5, G. Williams 3.5, Carr 3.5, Jones 1.5, Reese 1.0, Woodson 0.5, Lloyd 0.5, Hinkle 0.5, Thomas 0.5, **Team 19.0, Opponents 42.0**

Rushing	No.	Yds	Avg	Lg	TD
Hoge	170	705	4.1	20	3
Williams	87	409	4.7	33	0
Jackson	74	315	4.3	29	3
Carter	36	216	6.0	64	3
Briester	45	209	4.6	20	6
Lipps	6	129	21.5	39	1
Stone	40	127	3.2	11	0
Pollard	31	93	3.0	7	0
Blackledge	8	25	3.1	10	1
Newsome	2	0	0.0	0	0
Team	499	2228	4.5	64	17
Opponents	516	1864	3.6	64	20

Receiving	No.	Yds.	Avg.	Lg	TD
Lipps	50	973	19.5	89	5
Hoge	50	487	9.7	40	3
Carter	32	363	11.3	33	2
Lockett	22	365	16.6	44	1
Thompson	16	370	23.1	50	1
Gothard	12	121	10.1	26	1
Stone	11	196	17.8	72	1
W. Williams	11	66	6.0	21	1
Johnson	10	237	23.7	60	0
Jackson	9	84	9.3	24	0
Pollard	2	22	11.0	19	0
Hinnant	1	23	23.0	23	0
Team	226	3307	14.6	89	15
Opponents	309	4086	13.2	86	25

Interceptions	No.	Yds.	Avg.	Lg	TD
Woodruff	4	109	27.3	78	1
Woodson	4	98	24.5	29	0
Everett	3	31	10.3	29	0
Griffin	2	63	31.5	33	0
Jordan	1	28	28.0	28	1
Carr	1	27	27.0	27	0
Gowdy	1	24	24.0	24	0
Hinkle	1	1	1.0	1	0
Little	1	0	0.0	0	0
Nickerson	1	0	0.0	0	0
Sanchez	1	0	0.0	0	0
Team	20	381	19.1	78	2
Opponents	20	367	18.4	75	1

Punting	No.	Yds	Avg	Net	TB	In	Lg	B
Newsome	65	2950	45.4	N/A	10	9	62	0
Team	71	2950	41.5	32.8	10	9	62	0
Opponents	67	2726	40.7	35.0	3	16	63	0

Punt Returns	Ret	FC	Yds	Avg	Lg	TD
Woodson	33	6	281	8.5	28	0
Lipps	4	2	30	7.5	11	0
Sanchez	2	4	11	5.5	6	0
Team	39	12	322	8.3	28	0
Opponents	40	9	418	10.5	32	0

Kickoff Returns	No.	Yds	Avg	Lg	TD
Woodson	37	850	23.0	92	1
Stone	29	610	21.0	92	1
Sanchez	4	71	17.8	19	0
Boyle	1	19	19.0	19	0
Jackson	1	10	10.0	10	0
W. Williams	1	10	10.0	10	0
Blankenship	1	5	5.0	5	0
Team	74	1575	21.3	92	2
Opponents	63	1351	21.4	90	1

Field Goals	1-19	20-29	30-39	40-49	50+
Anderson	1/1	11/11	9/10	6/12	1/2
Team	1/1	11/11	9/10	6/12	1/2
Opponents	3/3	6/7	9/10	7/10	1/2

Passing	Att	Cmp	Yds	Cmp%	TD	Int	Lg	Sack/Lost	Rating
Briester	370	175	2634	47.3	11	14	89	36/292	65.3
Blackledge	79	38	494	48.1	2	3	34	4/25	60.8
Bono	35	10	110	28.6	1	2	15	1/8	25.9
Carter	3	2	56	66.7	0	0	40	0/0	109.7
Lipps	2	1	13	50.0	1	1	13	1/6	70.8
Team	489	226	3307	46.2	15	20	89	42/331	62.0
Opponents	532	309	4086	58.1	25	20	86	19/145	82.5

1987 Final Regular-Season Statistics (8-7)

Date	Result	Opponent	Attn.
9/13	W 30-17	San Francisco	55,735
9/20	L 34-10	at Cleveland	79,543
9/27	Cancelled	N.Y. Jets (Player Strike)	
10/4	W 28-12	at Atlanta	16,667
10/11	L 31-21	at L.A. Rams	20,219
10/18	W 21-7	Indianapolis	34,627
10/25	W 23-20	Cincinnati	53,692
11/1	L 35-24	at Miami	52,578
11/8	W 17-16	at Kansas City	45,249
11/15	L 23-3	Houston	56,177
11/22	W 30-16	at Cincinnati	59,910
11/29	L 20-16	New Orleans	47,896
12/6	W 13-9	Seattle	48,881
12/13	W 20-16	at San Diego	51,605
12/20	L 24-16	at Houston	38,683
12/26	L 19-13	Cleveland	56,394

Team Statistics	Pitt.	Opp.
Total First Downs	263	289
Rushing	114	94
Passing	126	170
Penalty	23	25
3rd Down: Made/Att	86/229	78/222
3rd Down Pct.	39.5	34.0
Total Net Yards	4410	4920
Avg. Per Game	294.0	328.0
Total Plays	973	962
Avg. Per Play	4.5	5.1
Net Yards Rushing	2144	1610
Avg. Per Game	142.9	107.3
Total Rushes	517	455
Net Yards Passing	2266	3310
Avg. Per Game	151.1	220.7
Sacked/Yards Lost	27/198	26/196
Gross Yards	2464	3506
Att./Completions	429/198	481/290
Completion Pct.	46.2	60.3
Had Intercepted	25	27
Punts/Average	82/40.2	70/39.2
Net Punting Avg.	82/31.2	70/33.4
Penalties/Yards	105/801	95/771
Fumbles/Ball Lost	37/8	41/17
Touchdowns	31	34
Rushing	11	8
Passing	13	22
Returns	7	4

Score by Periods	Q1	Q2	Q3	Q4	OT	Pts
Team	50	88	51	96	0	285
Opponents	45	79	77	98	0	299

Scoring	TD	R	P	Rt	Pat	FG	S	Pts.
Anderson	0	0	0	0	21/21	22/27	0	87
Carter	3	0	3	0			0	18
Malone	3	3	0	0			0	18
Pollard	3	3	0	0			0	18
Abercrombie	2	2	0	0			0	12
Alston	2	0	2	0			0	12
Hall	2	0	0	2			0	12
Shell	2	0	0	2			0	12
Stallworth	2	0	2	0			0	12
Trout	0	0	0	0	10/10	0/2	0	10
Bono	1	1	0	0			0	6
Clinkscales	1	0	1	0			0	6
Gothard	1	0	1	0			0	6
Gowdy	1	0	0	1			0	6
Hairston	1	0	1	0			0	6
Hoge	1	0	1	0			0	6
Jackson	1	1	0	0			0	6
Lockett	1	0	1	0			0	6
Sanders	1	1	0	0			0	6
Thompson	1	0	1	0			0	6
Woodruff	1	0	0	1			0	6
Woodson	1	0	0	1			0	6
Carr	0	0	0	0		1	2	
Team	31	11	13	7	31/31	22/29	1	285
Opponents	34	8	22	4	31/34	20/26	2	299

Sacks: Merriweather 5.5, Gary 4.0, Willis 3.0, Carr 3.0, Hinkle 2.0, Team 2.0, Little 1.5, Cole 1.0, Dawkins 1.0, J. Williams 1.0, Warren 1.0, G. Williams 1.0, **Team 26.0, Opponents 27.0**

Rushing	No.	Yds	Avg	Lg	TD
Jackson	180	696	3.9	39	1
Pollard	128	536	4.2	33	3
Abercrombie	123	459	3.7	28	2
Malone	34	162	4.8	42	3
Stone	17	135	7.9	51	0
Sanders	11	65	5.9	14	1
Bono	8	27	3.4	23	1
Collier	4	20	5.0	12	0
Newsome	2	16	8.0	16	0
Carter	5	12	2.4	4	0
Hoge	3	8	2.7	5	
Reeder	2	8	4.0	4	0
Team	517	2144	4.1	51	11
Opponents	455	1610	3.5	58	8

Receiving	No.	Yds.	Avg.	Lg	TD
Stallworth	41	521	12.7	45	2
Abercrombie	24	209	8.7	24	0
Thompson	17	313	18.4	63	1
Sweeney	16	217	13.6	34	0
Carter	16	180	11.3	26	3
Pollard	14	77	5.5	17	0
Clinkscales	13	240	18.5	57	1
Lee	12	124	10.3	24	0
Lipps	11	164	14.9	27	0
Lockett	7	116	16.6	25	1

Hoge	7	97	13.9	27	1
Jackson	7	52	7.4	23	0
Alston	3	84	28.0	42	2
Hairston	2	16	8.0	11	1
Young	2	10	5.0	6	0
Gothard	2	9	4.5	7	1
Stone	1	22	22.0	22	0
Sanders	1	11	11.0	11	0
Bono	1	2	2.0	2	0
Boyle	1	0	0.0	0	0
Team	198	2464	12.4	63	13
Opponents	290	3506	12.1	52	22

Interceptions	No.	Yds.	Avg.	Lg	TD
Woodruff	5	91	18.2	33	1
Hall	3	29	9.7	25	1
Everett	3	22	7.3	21	0
Hinkle	3	15	5.0	8	0
Gowdy	2	50	25.0	45	1
Merriweather	2	26	13.0	15	0
Griffin	2	2	1.0	2	0
Shell	1	50	50.0	50	1
Woodson	1	45	45.0	45	1
Riley	1	4	4.0	4	0
Sheffield	1	2	2.0	2	0
Cole	1	0	0.0	0	0
Edwards	1	0	0.0	0	0
Williams	1	0	0.0	0	0
Team	27	336	12.4	50	5
Opponents	25	330	13.2	49	1

Punting	No.	Yds	Avg	Net	TB	In	Lg	B
Newsome	64	2678	41.8	N/A	13	8	57	1
Bruno	16	619	38.7	N/A	4	5	56	1
Team	82	3297	40.2	31.2	17	13	57	2
Opponents	70	2741	39.2	33.4	8	17	55	0

Punt Returns	Ret	FC	Yds	Avg	Lg	TD
Woodson	16	1	135	8.4	20	0
Lipps	7	1	46	6.6	12	0
Anderson	7	1	38	5.4	10	0
Everett	4	2	22	5.5	11	0
Lockett	2	1	3	1.5	5	0
Team	36	6	244	6.8	20	0
Opponents	46	7	395	8.6	44	0

Kickoff Returns	No.	Yds	Avg	Lg	TD
Stone	28	568	20.3	34	0
Woodson	13	290	22.3	36	0
Sanchez	6	116	19.3	27	0
Jones	2	38	19.0	22	0
Britt	2	9	4.5	5	0
Clark	1	18	18.0	18	0
Hoge	1	13	13.0	13	0
Anderson	1	8	8.0	8	0
Gowdy	1	0	0.0	0	0
Riley	1	0	0.0	0	0
Team	56	1060	18.9	36	0
Opponents	65	1083	16.7	33	0

Field Goals	1-19	20-29	30-39	40-49	50+
Anderson	0/0	8/9	4/4	8/12	2/2
Trout	0/0	0/1	0/1	0/0	0/0
Team	0/0	8/10	4/5	8/12	2/2
Opponents	0/0	6/6	10/10	4/7	0/3

Passing	Att	Cmp	Yds	Cmp%	TD	Int	Lg	Sack/Lost	Rating
Malone	336	156	1896	46.4	6	19	63	18/151	46.7
Bono	74	34	438	45.9	5	2	57	6/30	76.3
Brister	12	4	20	33.3	0	3	10	2/14	2.8
Collier	7	4	110	57.1	2	1	49	1/3	101.8
Team	429	198	2464	46.2	13	25	63	27/198	50.3
Opponents	481	290	3506	60.3	22	27	52	26/196	74.6

1986 Final Regular-Season Statistics (6-10)

Date	Result	Opponent	Attn.
9/7	L 30-0	at Seattle	61,461
9/15	L 21-10	Denver	57,305
9/21	L 31-7	at Minnesota	56,795
9/28	W 22-16	at Houston	42,001
10/5	L 27-24	Cleveland	57,327
10/13	L 24-22	at Cincinnati	54,283
10/19	L 34-0	New England	54,743
10/26	W 30-9	Cincinnati	50,815
11/2	W 27-3	Green Bay	52,831
11/9	L 16-12	at Buffalo	72,000
11/16	W 21-10	Houston	49,724
11/23	L 37-31	at Cleveland	76,452
11/30	L 13-10	at Chicago	61,425
12/7	W 27-17	Detroit	45,042
12/13	W 45-24	at N.Y. Jets	58,044
12/21	L 24-19	Kansas City	47,150

Team Statistics	Pitt.	Opp.
Total First Downs	292	303
Rushing	125	97
Passing	140	176
Penalty	27	30
3rd Down Made/Att	86/232	81/228
3rd Down Pct.	37.1	35.5
Total Net Yards	4811	5252
Avg. Per Game	300.7	328.3
Total Plays	1075	1050
Avg. Per Play	4.5	5.0
Net Yards Rushing	2223	1872
Avg. Per Game	138.9	117.0
Total Rushes	564	471
Net Yards Passing	2588	3380
Avg. Per Game	161.8	211.3
Sacked/Yards Lost	20/159	43/289
Gross Yards	2747	3669
Att./Completions	491/238	536/311
Completion Pct.	48.5	58.0
Had Intercepted	20	20
Punts/Average	89/38.7	82/39.0
Net Punting Avg.	89/30.6	82/31.0
Penalties/Yards	104/853	108/899
Fumbles/Ball Lost	28/16	31/13
Touchdowns	35	39
Rushing	18	10
Passing	16	22
Returns	1	7

Score by Periods	Q1	Q2	Q3	Q4	OT	PTS
Team	51	83	90	77	6	307
Opponents	67	129	54	77	9	336

Scoring	TD	R	P	Rt	Pat	FG	S	Pts.
Anderson	0	0	0	0	32/32	21/32	0	95
Abercrombie	8	6	2	0	0	0	48	
Jackson	5	5	0	0	0	0	30	
Malone	5	5	0	0	0	0	30	
Thompson	5	0	5	0	0	0	30	
Erenberg	4	1	3	0	0	0	24	
Lipps	3	2	1	0	0	0	18	
Brisler	1	1	0	0	0	0	6	
Gothard	1	0	1	0	0	0	6	
Sanchez	1	0	0	1	0	0	6	
Stallworth	1	0	1	0	0	0	6	
Sweeney	1	0	1	0	0	0	6	
Edwards	0	0	0	0	0	1	2	
Team	35	18	16	1	32/34	21/32	1	307
Opponents	39	10	22	7	36/38	22/39	0	336

Sacks: Willis 12.0, Gary 6.5, Merriweather 6.0, Nelson 5.0, Hinkle 4.5, G. Williams 3.5, Dunn 2.5, Sims 1.0, Team 1.0, Little 0.5, Cole 0.5
Team 43.0, Opponents 20.0

Rushing	No.	Yds	Avg	Lg	TD
Jackson	216	910	4.2	31	5
Abercrombie	214	877	4.1	38t	6
Erenberg	42	170	4.0	17	1
Malone	31	107	3.5	45	5
Pollard	24	86	3.6	12	0
Hughes	14	32	2.3	8	0
Reeder	6	20	3.3	6	0
Sanders	4	12	3.0	13	0
Brisler	6	10	1.7	9	1
Seitz	3	2	0.7	2	0
Lipps	4	-3	-0.8	8	0
Team	564	2223	3.9	45	18
Opponents	471	1872	4.0	61t	10

Receiving	No.	Yds.	Avg.	Lg	TD
Abercrombie	47	395	8.4	27	2
Lipps	38	590	15.5	48	3
Stallworth	34	466	13.7	40t	1
Erenberg	27	217	8.0	19	3
Sweeney	21	337	16.0	58	1
Gothard	21	246	11.7	34	1
Thompson	17	191	11.2	20	5
Jackson	17	176	9.9	28	0
Hughes	10	98	9.8	22	0
Sanders	2	19	9.5	10	0
Pollard	2	15	7.5	10	0
Reeder	2	4	2.0	3	0
Team	238	2747	11.5	58	16
Opponents	311	3669	11.8	55t	22

Interceptions	No.	Yds.	Avg.	Lg	TD
Sanchez	3	71	23.7	67t	1
Williams	3	44	14.7	25	0
Shell	3	29	9.7	17	0
Woods	3	26	8.7	23	0
Clayton	3	18	6.0	14	0
Hinkle	3	7	2.3	8	0
Merriweather	2	14	7.0	11	0
Swain	0	9	1.0	1	0
Team	20	218	10.9	67t	1
Opponents	20	244	12.2	37t	2

Punting	No.	Yds	Avg	Net	TB	In	Lg	B
Newsome	86	3447	40.1	N/A	11	18	64	0
Team	3	0	0.0	0	0	0	0	3
Team	89	3447	38.7	30.6	11	18	64	3
Opponents	82	3194	39.0	31.0	7	17	69	0

Punt Returns	Ret	FC	Yds	Avg	Lg	TD
Woods	33	12	294	8.9	41	0
Lipps	3	1	16	5.3	10	0
Team	36	13	310	8.6	41	0
Opponents	34	14	364	10.7	44	0

Kickoff Returns	No.	Yds	Avg	Lg	TD
Sanchez	25	591	23.6	64	0
Elder	21	425	20.2	36	0
Sanders	8	148	18.5	29	0
Reeder	4	52	13.0	17	0
Hughes	2	16	8.0	16	0
Seitz	2	25	12.5	14	0
Merriweather	1	27	27.0	27	0
Woods	1	17	17.0	17	0
Rostovsky	1	3	3.0	3	0
Sweeney	1	0	0.0	0	0
Team	66	1304	19.8	64	0
Opponents	56	1362	24.3	100t	3

Field Goals	1-19	20-29	30-39	40-49	50+
Anderson	0/1	6/7	6/7	9/14	0/3
Team	0/1	6/7	6/7	9/14	0/3
Opponents	2/2	6/10	7/11	7/13	0/3

Passing	Att	Cmp	Yds	Cmp%	TD	Int	Lg	Sack/Lost	Rating
Malone	425	216	2444	50.8	15	18	48	13/97	62.5
Brisler	60	21	291	35.0	0	2	58	6/57	37.6
Campbell	4	0	0	0.0	0	0	0	1/5	39.6
Newsome	2	1	12	50.0	1	0	12t	0/0	108.3
Team	491	238	2747	48.5	16	20	58	20/159	59.7
Opponents	536	311	3669	58.0	22	20	55t	43/289	77.1

1985 Final Regular-Season Statistics (7-9)

Date	Result	Opponent	Attn.
9/8	W 45-3	Indianapolis	55,279
9/16	L 17-7	at Cleveland	79,042
9/22	W 20-0	Houston	58,752
9/30	L 37-24	Cincinnati	59,541
10/6	L 24-20	at Miami	72,820
10/13	L 27-13	at Dallas	62,932
10/20	W 23-10	St. Louis	56,478
10/27	L 26-21	at Cincinnati	55,421
11/3	W 10-9	Cleveland	51,976
11/10	W 36-28	at Kansas City	46,126
11/17	W 30-7	at Houston	45,977
11/24	L 30-23	Washington	59,293
12/1	L 31-23	Denver	56,797
12/8	L 54-44	at San Diego	52,098
12/15	W 30-24	Buffalo	35,953
12/21	L 28-10	at N.Y. Giants	66,785

Team Statistics	Pitt.	Opp.
Total First Downs	315	273
Rushing	125	105
Passing	165	144
Penalty	25	24
3rd Down: Made/Att	92/237	71/207
3rd Down Pct.	38.8	34.3
Total Net Yards	5350	4659
Avg. Per Game	334.4	291.2
Total Plays	1086	990
Avg. Per Play	4.9	4.7
Net Yards Rushing	2177	1876
Avg. Per Game	136.1	117.3
Total Rushes	541	470
Net Yards Passing	3173	2783
Avg. Per Game	198.3	173.9
Sacked/Yards Lost	33/224	36/305
Gross Yards	3397	3088
Att./Completions	512/254	484/287
Completion Pct.	49.6	59.3
Had Intercepted	27	20
Punts/Average	79/39.1	86/40.9
Net Punting Avg.	79/32.5	86/32.9
Penalties/Yards	85/665	89/679
Fumbles/Ball Lost	31/9	34/14
Touchdowns	40	43
Rushing	14	19
Passing	23	18
Returns	3	6

Score by Periods	Q1	Q2	Q3	Q4	OT	Pts
Team	58	134	83	104	0	379
Opponents	72	129	53	101	0	355

Scoring	TD	R	P	Rt	Pat	FG	S	Pts.
Anderson	0	0	0	0	40/40	33/42	0	139
Lipps	15	1	12	2			0	90
Abercrombie	9	7	2	0			0	54
Stallworth	5	0	5	0			0	30
Erenberg	3	0	3	0			0	18
Pollard	3	3	0	0			0	18
Woodley	2	2	0	0			0	12
Malone	1	1	0	0			0	6
Thompson	1	0	1	0			0	6
Merrweather	1	0	0	1			0	6
Team	40	14	23	3	40/40	33/42	0	379
Opponents	43	19	18	6	39/40	19/25	0	355

Sacks: Willis 5.5, Hinkle 5.0, Merrweather 4.0, Gary 3.0, Goodman 3.0, Cole 3.0, Catano 3.0, Dunn 2.5, Team 2.0, Carr 1.0, Nelson 1.0, Little 1.0, Woods 1.0, Sims 1.0, Team 36.0, Opponents 33.0

Rushing	No.	Yds	Avg	Lg	TD
Pollard	233	991	4.3	56	3
Abercrombie	227	851	3.8	321	7
Malone	15	80	5.3	25	1
Woodley	17	71	4.2	13	2
Erenberg	16	67	4.2	12	0
Spencer	13	56	4.3	11	0
Campbell	9	28	3.1	14	0
Morse	8	17	2.1	9	0
Lipps	3	16	5.3	151	1
Team	541	2177	4.0	56	14
Opponents	470	1876	4.0	771	19

Receiving	No.	Yds	Avg	Lg	TD
Stallworth	75	937	12.5	41	5
Lipps	59	1134	19.2	51	12
Erenberg	33	326	9.9	35	3
Pollard	24	250	10.4	20	0
Abercrombie	24	209	8.7	27	2
Sweeney	16	234	14.6	69	0
Thompson	8	138	17.3	42	1
Gothard	6	83	13.8	24	0
Cunningham	6	61	10.2	17	0
Spencer	3	25	8.3	13	0
Team	254	3397	13.4	69	23
Opponents	287	3088	10.8	751	18

Interceptions	No.	Yds	Avg.	Lg	TD
Woodruff	5	80	16.0	33	0
Williams	4	47	11.8	29	0
Shell	4	40	10.0	26	0
Merrweather	2	36	18.0	351	1
Swain	2	4	2.0	4	0
Little	2	0	0.0	3	0
Cole	1	4	4.0	4	0
Team	20	211	10.6	351	0
Opponents	27	409	15.2	571	5

Punting	No.	Yds	Avg	Net	TB	In	Lg	B
Newsome	78	3088	39.6	N/A	7	17	59	0
Team	1	0	0.0	0.0	0	0	0	1
Team	79	3088	39.1	32.5	7	17	59	1
Opponents	86	3515	40.9	32.9	10	17	65	0

Punt Returns	Ret	FC	Yds	Avg	Lg	TD
Lipps	36	2	437	12.1	711	2
Woods	13	2	46	3.5	10	0
Team	49	4	483	9.9	711	2
Opponents	43	8	380	8.8	31	0

Kickoff Returns	No.	Yds	Avg	Lg	TD
Spencer	27	617	22.9	40	0
Erenberg	21	441	21.0	35	0
Lipps	13	237	18.2	24	0
Washington	3	34	11.3	14	0
Tuggle	1	8	8.0	8	0
Team	65	1337	20.6	40	0
Opponents	65	1566	24.1	95	0

Field Goals	1-19	20-29	30-39	40-49	50+
Anderson	1/1	12/13	14/15	5/9	1/4
Team	1/1	12/13	14/15	5/9	1/4
Opponents	2/2	2/3	11/12	4/5	0/3

Passing	Att	Cmp	Yds	Cmp%	TD	Int	Lg	Sack/Lost	Rating
Malone	233	117	1428	50.2	13	7	451	10/80	75.6
Woodley	183	94	1357	51.4	6	14	69	13/84	54.7
Campbell	96	43	612	44.8	4	6	51	10/60	53.7
TEAM	512	254	3397	49.6	23	27	69	33/224	64.0
OPPONENTS	484	287	3088	59.3	18	20	751	36/305	73.3



1984 Final Regular-Season Statistics (9-7)

Date	Result	Opponent	Attn.
9/2	L 37-27	Kansas City	56,709
9/6	W 23-17	at N.Y. Jets	70,564
9/16	W 24-14	L.A. Rams	58,104
9/23	L 20-10	at Cleveland	77,312
10/1	W 38-17	Cincinnati	57,098
10/7	L 31-7	Miami	59,103
10/14	W 20-17	at San Francisco	59,110
10/21	L 17-16	at Indianapolis	60,026
10/28	W 35-10	Atlanta	55,971
11/4	W 35-7	Houston	48,892
11/11	L 22-20	at Cincinnati	52,497
11/19	L 27-24	at New Orleans	66,005
11/25	W 52-24	San Diego	55,586
12/2	L 23-20	at Houston	39,786
12/9	W 23-20	Cleveland	55,825
12/16	W 13-7	L.A. Raiders	83,056

Team Statistics	Pitt.	Opp.
Total First Downs	302	282
Rushing	117	87
Passing	167	167
Penalty	18	28
3rd Down: Made/Att	92/227	75/225
3rd Down Pct.	40.5	33.3
Total Net Yards	5420	4916
Avg. Per Game	338.8	307.3
Total Plays	1052	1016
Avg. Per Play	5.2	4.8
Net Yards Rushing	2179	1617
Avg. Per Game	136.2	101.1
Total Rushes	574	454
Net Yards Passing	3241	3299
Avg. Per Game	202.6	206.2
Sacked/Yards Lost	35/278	47/390
Gross Yards	3519	3689
Att./Completions	443/240	515/299
Completion Pct.	54.2	58.1
Had Intercepted	25	31
Punts/Average	70/41.2	90/42.4
Net Punting Avg.	70/34.7	90/32.5
Penalties/Yards	112/948	107/945
Fumbles/Ball Lost	40/15	30/11
Touchdowns	45	35
Rushing	13	12
Passing	25	19
Returns	7	4

Score by Periods	Q1	Q2	Q3	Q4	OT	PTS
Team	50	147	95	95	0	387
Opponents	26	105	69	107	3	310

Scoring	TD	R	P	Rt	Pat	FG	S	Pts.
Anderson	0	0	0	0	45/45	24/32	0	117
Stallworth	11	0	11	0			0	66
Lipps	11	1	9	1			0	66
Pollard	6	6	0	0			0	36
Erenberg	3	2	1	0		0	18	8
Malone	3	3	0	0		0	18	8
Thompson	3	0	3	0		0	18	8
Washington	2	0	0	2		0	12	6
Woodruff	2	0	0	2		0	12	6
Abercrombie	1	0	0	0		0	6	3
Shell	1	0	0	1		0	6	3
Cunningham	1	0	1	0		0	6	3
Hinkle	1	0	0	1		0	6	3
Team	45	13	25	7	45/45	24/32	0	387
Opponents	35	12	19	4	34/35	22/28	0	310

Sacks: Merriweather 15.0*, E. Nelson 7.0, Hinkle 5.5, Willis 5.0, Gary 4.0, Goodman 2.5, Cole 2.0, E. Williams 2.0, Little 1.0, Dunn 1.0, Clayton 1.0, Team 1.0, Team 47.0, Opponents 35.0

Rushing	No.	Yds	Avg	Lg	TD
Pollard	213	851	4.0	52	6
Abercrombie	145	610	4.2	31	1
Erenberg	115	405	3.5	31	2
Corley	18	89	4.9	23	0
Veals	31	87	2.8	9	0
Lipps	3	71	23.7	36	1
Malone	25	42	1.7	13	3
Gillespie	7	18	2.6	9	0
Woodley	11	14	1.3	7	0
Spencer	1	0	0.0	0	0
Colquitt	1	0	0.0	0	0
Capers	1	-3	-3.0	-3	0
Campbell	3	-5	-5.0	-5	0
Team	574	2179	3.8	52	13
Opponents	454	1617	3.6	31	12

Receiving	No.	Yds.	Avg.	Lg	TD
Stallworth	80	1395	17.4	51	11
Lipps	45	860	19.1	80	9
Erenberg	38	358	9.4	25	1
Pollard	21	186	8.9	18	0
Thompson	17	291	17.1	59	3
Abercrombie	16	135	8.4	59	0
Capers	7	81	11.6	19	0
Kolodziejewski	5	59	11.8	22	0
Cunningham	4	64	16.0	29	1
D. Nelson	2	31	15.5	19	0
Sweeney	2	25	12.5	16	0
Garity	2	22	11.0	12	0
Gillespie	1	12	12.0	12	0
Team	240	3519	14.7	80	25
Opponents	299	3689	12.3	68	19

Interceptions	No.	Yds.	Avg.	Lg	TD
Shell	7	61	8.7	52	1
Washington	6	138	23.0	69	2
Woodruff	5	56	11.2	42	1
Hinkle	3	77	25.7	43	0
E. Williams	3	49	16.3	44	0
Merriweather	2	9	4.5	8	0
Woods	2	0	0.0	0	0
C. Brown	1	31	31.0	31	0
Cole	1	12	12.0	12	0
Clayton	1	0	0.0	0	0
Team	31	433	14.0	69	4
Opponents	25	371	14.8	70	1

Punting	No.	Yds	Avg	Net	TB	In	Lg
Colquitt	70	2883	41.2	34.7	5	21	62
Team	70	2883	41.2	34.7	5	21	62
Opponents	90	3818	42.4	32.5	10	13	60

Punt Returns	Ret	FC	Yds	Avg	Lg	TD
Lipps	53	2	656	12.4	76	1
Woods	6	0	40	6.7	14	0
Long	1	0	0	0.0	0	0
Clayton	1	0	0	0.0	0	0
Team	61	2	696	11.4	76	1
Opponents	37	6	351	9.5	58	0

Kickoff Returns	No.	Yds	Avg	Lg	TD
Erenberg	28	575	20.5	47	0
Spencer	18	373	20.7	40	0
Veals	4	40	10.0	18	0
Corley	1	15	15.0	15	0
Gillespie	1	12	12.0	12	0
C. Brown	1	11	11.0	11	0
Catano	1	0	0.0	0	0
Team	54	1026	19.0	47	0
Opponents	61	1338	21.9	97	0

Field Goals	1-19	20-29	30-39	40-49	50+
Anderson	0/0	8/9	6/9	8/11	2/2
Team	0/0	8/9	6/9	8/11	2/2
Opponents	2/2	5/5	8/10	6/9	1/1

Passing	Att	Cmp	Yds	Cmp%	TD	Int	Lg	Sack/Lost	Rating
Malone	272	147	2137	54.0	16	17	61	25/211	73.4
Woodley	156	85	1273	54.5	8	7	80	10/67	79.9
Campbell	15	8	109	53.3	1	1	25	0/0	71.3
Team	443	240	3519	54.2	25	25	80	35/278	75.6
Opponents	515	299	3689	58.1	19	31	68	47/390	67.5

1983 Final Regular-Season Statistics (10-6)

Date	Result	Opponent	Attn.
9/4	L 14-10	Denver	58,233
9/11	W 25-21	at Green Bay	58,154
9/18	W 40-28	at Houston	44,150
9/25	L 28-23	New England	58,282
10/2	W 17-10	Houston	56,901
10/10	W 24-14	at Cincinnati	56,086
10/16	W 44-17	Cleveland	59,263
10/23	W 27-21	at Seattle	61,615
10/30	W 17-12	Tampa Bay	57,468
11/6	W 26-3	San Diego	58,191
11/13	W 24-13	at Baltimore	57,319
11/20	L 17-14	Minnesota	58,417
11/24	L 45-3	at Detroit	77,724
12/4	L 23-10	Cincinnati	55,831
12/10	W 34-7	at N.Y. Jets	53,996
12/18	L 30-17	at Cleveland	72,313

Team Statistics	Pitt.	Opp.
Total First Downs	312	278
Rushing	156	100
Passing	141	151
Penalty	15	27
3rd Down: Made/Att	99/231	77/216
3rd Down Pct.	42.9	35.6
Total Net Yards	5014	4728
Avg. Per Game	313.4	295.5
Total Plays	1075	1006
Avg. Per Play	4.7	4.7
Net Yards Rushing	2610	1833
Avg. Per Game	163.1	114.6
Total Rushes	614	509
Net Yards Passing	2404	2895
Avg. Per Game	150.3	180.9
Sacked/Yards Lost	52/350	50/361
Gross Yards	2754	3256
Att./Completions	409/211	447/238
Completion Pct.	51.6	53.2
Had Intercepted	23	28
Punts/Average	80/41.9	88/41.1
Net Punting Avg.	80/35.0	88/33.1
Penalties/Yards	99/836	96/782
Fumbles/Ball Lost	42/20	34/17
Touchdowns	39	37
Rushing	17	14
Passing	15	19
Returns	7	4

Score by Periods	Q1	Q2	Q3	Q4	OT	PTS
Team	95	105	30	125	0	355
Opponents	80	78	72	73	0	303

Scoring	TD	R	P	Rt	Pat	FG	S	Pts.
Anderson	0	0	0	0	38/39	27/31	0	119
Abercrombie	7	4	3	0			0	42
F. Harris	7	5	2	0			0	42
Sweeney	5	0	5	0			0	30
Pollard	4	4	0	0			0	24
Stoudt	4	4	0	0			0	24
Cunningham	3	0	3	0			0	18
Hinkle	1	0	0	1			0	6
Woods	1	0	0	1			0	6
Johnson	1	0	0	1			0	6
Clayton	1	0	0	1			0	6
Merrilweather	1	0	0	1			0	6
Capers	1	0	1	0			0	6
Best	1	0	0	1			0	6
Blount	1	0	0	1			0	6
Garity	1	0	1	0			0	6
Kohrs	0	0	0	0			1	2
Team	39	17	15	7	32/33	25/30	1	321
Opponents	37	14	19	4	36/37	15/20	0	303

Sacks: Willis 14.0, Gary 7.5, Dunn 6.0, Cole 5.0, Lambert 4.0, Nelson 3.0, Beasley 2.5, Rivera 2.0, Clayton 2.0, Kohrs 1.5, Goodman 1.0, Woodruff 1.0, Merrillweather 0.5.

Team 50.0, Opponents 52.0

Rushing	No.	Yds	Avg	Lg	TD
F. Harris	279	1007	3.6	19	5
Pollard	135	608	4.5	32	4
Stoudt	77	479	6.2	23	4
Abercrombie	112	446	4.0	50t	4
Hawthorne	5	47	9.4	20	0
T. Harris	2	15	7.5	10	0
Odom	2	7	3.5	4	0
Bradshaw	8	7	0.9	7	0
Sweeney	3	5	1.7	2	0
Team	614	2610	4.3	50t	17
Opponents	509	1833	3.6	30	14

Receiving	No.	Yds.	Avg.	Lg	TD
Sweeney	39	577	14.8	42	5
Cunningham	35	442	12.6	25	3
F. Harris	34	278	8.2	29t	2
Abercrombie	26	391	15.0	51t	3
Hawthorne	19	300	15.8	52	0
Garity	19	279	14.7	38	1
Pollard	16	127	7.9	17	0
Capers	10	185	18.5	36	1
Stallworth	8	100	12.5	20	0
Skansi	3	39	13.0	21	0
Rodgers	2	36	18.0	25	0
Team	211	2754	13.1	52	15
Opponents	238	3256	13.7	76t	19

Interceptions	No.	Yds.	Avg.	Lg	TD
Woods	5	53	10.6	31	0
Shell	5	18	3.6	18	0
Blount	4	32	8.0	21	0
Woodruff	3	85	28.3	47	0
Johnson	3	84	28.0	34t	1
Merrilweather	3	55	18.3	31t	1
Lambert	2	-1	-0.5	0	0
Clayton	1	70	70.0	70t	1
Washington	1	25	25.0	25	0
Hinkle	1	14	14.0	14t	1
Team	28	435	15.5	70t	4
Opponents	23	252	11.0	41t	2

Punting	No.	Yds	Avg	Net	TB	IN	Lg	B
Colquitt	80	3352	41.9	35.0	7	20	58	0
Team	80	3352	41.9	35.0	7	20	58	0
Opponents	88	3615	41.1	33.1	14	10	61	0

Punt Returns	Ret	FC	Yds	Avg	Lg	TD
Skansi	43	9	363	8.4	57	0
Woods	5	0	46	9.2	13	0
T. Harris	3	0	12	4.0	6	0
Team	51	9	421	8.3	57	0
Opponents	44	5	418	9.5	81t	1

Kickoff Returns	No.	Yds	Avg	Lg	TD
Odom	39	758	19.4	35	0
T. Harris	18	289	16.1	32	0
Bingham	1	15	15.0	15	0
Kohrs	1	6	6.0	6	0
Team	59	1068	18.1	35	0
Opponents	65	1507	23.2	97t	1

Field Goals	1-19	20-29	30-39	40-49	50+
Anderson	2/2	8/9	9/10	8/10	0/0
Team	2/2	8/9	9/10	8/10	0/0
Opponents	1/1	6/7	6/6	2/5	0/1

Passing	Att	Cmp	Yds	Cmp%	TD	Int	Lg	Sack/Lost	Rating
Stoudt	381	197	2553	51.7	12	21	52	51/339	60.6
Malone	20	9	124	45.0	1	2	38	1/11	42.5
Bradshaw	8	5	77	62.5	2	0	24	0/0	133.9
Team	409	211	2754	51.6	15	23	52	52/350	61.9
Opponents	447	238	3256	53.2	19	28	76t	50/361	64.9



1982 Final Regular-Season Statistics (6-3)

Date	Result	Opponent	Attn.
9/13	W 36-28	at Dallas	63,431
9/19	W 26-20	Cincinnati	53,973
9/26	Cancelled	N.Y. Giants	
10/3	Cancelled	at Denver	
10/11	Cancelled	Philadelphia	
10/17	Cancelled	at Washington	
10/31	Cancelled	at Cincinnati	
11/7	Cancelled	Houston	
11/14	Cancelled	N.Y. Jets	
11/21	W 24-10	at Houston	42,338
11/28	L 16-0	at Seattle	55,553
12/5	W 35-14	Kansas City	52,090
12/12	L 13-0	at Buffalo	58,391
12/19	L 10-9	at Cleveland	67,139
12/26	W 37-14	New England	50,515
1/2	W 37-21	Cleveland	52,312

Team Statistics	Pitt.	Opp.
Total First Downs	171	174
Rushing	69	92
Passing	91	142
Penalty	11	14
3rd Down: Made/Att	47/121	47/126
3rd Down Pct.	39.0	37.3
Total Net Yards	2970	2874
Avg. Per Game	330.0	319.3
Total Plays	583	599
Avg. Per Play	5.1	4.8
Net Yards Rushing	1187	762
Avg. Per Game	131.9	84.7
Total Rushes	289	236
Net Yards Passing	1783	2112
Avg. Per Game	198.1	234.7
Sacked/Yards Lost	19/139	34/273
Gross Yards	1922	2385
Att./Completions	275/141	329/176
Completion Pct.	51.3	53.5
Had Intercepted	16	17
Punts/Average	49/40.4	53/38.1
Net Punting Avg.	49/35.1	53/30.6
Penalties/Yards	59/459	44/345
Fumbles/Ball Lost	18/7	17/8
Touchdowns	25	17
Rushing	7	5
Passing	17	12
Returns	1	6

Score by Periods	Q1	Q2	Q3	Q4	OT	PTS
Team	47	54	38	59	6	204
Opponents	13	43	38	52	0	146

Scoring	TD	R	P	Rt	Pat	FG	S	Pts.
Anderson	0	0	0	0	22/23	10/12	0	52
Stallworth	7	0	7	0			0	42
Smith	4	0	4	0			0	24
Hawthorne	3	0	3	0			0	18
Cunningham	2	0	2	0			0	12
Pollard	2	2	0	0			0	12
Harris	2	2	0	0			0	12
Abercrombie	2	2	0	0			0	12
Thornton	1	1	0	0			0	6
Pinney	1	0	1	0			0	6
Rodgers	1	0	0	1			0	6
Team	0	0	0	0			1	2
Team	25	17	7	1	22/23	10/12	1	204
Opponents	17	5	12	0	17/17	9/14	0	146

Sacks: Beasley 6.0, Dunn 6.0, Cole 5.0, Lambert 4.0, Ham 3.0, Toews 2.5, Kohrs 2.0, Goodman 1.5, Shell 1.0, Hinkle 1.0, Woodruff 1.0, Willis 1.0. **Team 34.0, Opponents 19.0**

Rushing	No.	Yds	Avg	Lg	TD
Harris	140	604	4.3	21	2
Pollard	62	238	3.8	18	2
Abercrombie	21	100	4.8	34	2
Davis	24	72	3.0	9	0
Hawthorne	15	68	4.5	11	0
Thornton	6	33	5.5	13	1
Stoudt	11	28	2.5	8	0
Swann	1	25	25.0	25	0
Bradshaw	8	10	2.3	6	0
Stallworth	1	9	9.0	9	0
Team	289	1187	4.1	34	7
Opponents	236	762	3.2	33	5

Receiving	No.	Yds.	Avg.	Lg	TD
Harris	31	249	8.0	20	0
Stallworth	27	441	16.3	74 1/2	7
Cunningham	21	277	13.2	31	2
Swann	18	265	14.7	60	0
Smith	17	387	22.8	51	4
Hawthorne	12	182	15.2	46 1/2	3
Pollard	6	39	6.5	11	0
Sweeney	5	50	10.0	17	0
Abercrombie	1	14	14.0	14	0
Davis	1	11	11.0	11	0
Thornton	1	4	4.0	4	0
Pinney	1	3	3.0	3 1/2	1
Team	141	1922	13.6	74 1/2	17
Opponents	176	2385	13.6	75 1/2	12

Interceptions	No.	Yds.	Avg.	Lg	TD
Woodruff	5	53	10.6	30	0
Shell	5	27	5.2	18	0
Johnson	2	5	2.5	5	0
Toews	1	20	20.0	20	0
Woods	1	12	12.0	12	0
Lambert	1	6	6.0	6	0
Ham	1	2	2.0	2	0
Blount	1	2	2.0	2	0
Team	17	127	7.5	30	0
Opponents	16	168	10.5	28	0

Punting	No.	Yds	Avg	Net	TB	In	Lg
Goodson	49	1981	40.4	35.1	4	11	66
Team	49	1981	40.4	35.1	4	11	66
Opponents	53	2019	38.1	30.6	4	9	54

Punt Returns	Ret	FC	Yds	Avg	Lg	T
Sydor	22	3	172	7.8	21	
Woods	13	2	142	10.9	20	
Merriweather	1	0	3	3.0	3	
Team	36	5	317	8.8	21	
Opponents	28	4	182	6.5	17	

Kickoff Returns	No.	Yds	Avg	Lg	T
Bohannon	14	329	23.5	57	
Abercrombie	7	139	19.9	46	
French	2	38	19.0	26	
Sydor	2	37	18.5	20	
Moser	1	18	18.0	18	
Donnalley	1	8	8.0	8	
Swann	1	0	0.0	0	
Team	28	569	20.3	57	
Opponents	36	821	22.8	39	

Field Goals	1-19	20-29	30-39	40-49	50+
Anderson	0/0	4/4	1/2	5/5	0/1
Team	0/0	4/4	1/2	5/5	0/1
Opponents	0/0	2/2	4/5	2/5	1/2

Passing	Att	Cmp	Yds	Cmp%	TD	Int	Lg	Sack/Lost	Rating
Bradshaw	240	127	1768	52.9	17	11	74 1/2	18/131	81.4
Stoudt	35	14	154	40.0	0	5	24	1/8	14.2
Team	275	141	1922	51.3	17	16	74 1/2	19/139	70.3
Opponents	329	176	2385	53.5	12	17	75 1/2	34/273	67.5





1981 Final Regular-Season Statistics (8-8)

Date	Result	Opponent	Attn.
9/6	L 37-33	Kansas City	53,305
9/10	L 30-10	at Miami	74,190
9/20	W 38-10	N.Y. Jets	52,973
9/27	W 27-21	New England	53,344
10/4	W 20-6	at New Orleans	64,578
10/11	W 13-7	Cleveland	53,255
10/18	L 34-7	at Cincinnati	57,090
10/26	W 26-13	Houston	52,732
11/1	L 17-14	San Francisco	52,878
11/8	L 24-21	at Seattle	59,058
11/15	W 34-20	at Atlanta	57,485
11/22	W 32-10	at Cleveland	77,958
11/29	W 24-0	Los Angeles	51,854
12/7	L 30-27	at Oakland	51,769
12/13	L 17-10	Cincinnati	50,623
12/20	L 21-20	at Houston	41,056

Team Statistics	Pitt.	Opp.
Total First Downs	318	323
Rushing	137	114
Passing	156	181
Penalty	25	28
3rd Down: Made/Att	83/203	90/231
3rd Down Pct.	40.9	39.0
Total Net Yards	5598	5652
Avg. Per Game	349.9	353.3
Total Plays	1042	1084
Avg. Per Play	5.4	5.2
Net Yards Rushing	2372	1869
Avg. Per Game	148.3	116.8
Total Rushes	554	500
Net Yards Passing	3226	3783
Avg. Per Game	201.6	236.4
Sacked/Yards Lost	27/231	40/325
Gross Yards	3457	4107
Att./Completions	461/247	542/302
Completion Pct.	53.6	55.5
Had Intercepted	19	30
Punts/Average	84/43.3	78/42.1
Net Punting Avg.	84/35.3	78/35.8
Penalties/Yards	97/840	112/960
Fumbles/Ball Lost	39/22	31/16
Touchdowns	47	35
Rushing	21	10
Passing	25	22
Returns	1	3

Score by Periods	Q1	Q2	Q3	Q4	OT	PTS
Team	90	97	84	79	6	356
Opponents	33	97	58	109	3	297

Scoring	TD	R	P	Rt	Pat	FG	S	Pts.
Trout	0	0	0	0	38/46	12/17	0	74
Harris	9	8	1	0			0	54
Smith	7	0	7	0			0	42
Stallworth	5	0	5	0			0	30
Swann	5	0	5	0			0	30
Thornton	4	4	0	0			0	24
Cunningham	3	0	3	0			0	18
Malone	3	2	1	0			0	18
Pollard	2	2	0	0			0	12
Hawthorne	2	2	0	0			0	12
Bradshaw	2	2	0	0			0	12
Davis	1	1	0	0			0	6
Blount	1	0	0	1			0	6
Grossman	1	0	1	0			0	6
Pinney	1	0	1	0			0	6
Moser	1	0	1	0			0	6
Team	47	21	25	1	38/46	12/17	0	356
Opponents	35	10	22	3	33/35	18/33	0	297

Sacks: Dunn 8.0, Kohrs 5.5, Beasley 5.0, Greene 4.5, Banaszak 4.0, Greenwood 3.0, Goodman 3.0, Cole 2.5, Lambert 2.0, Winston 1.5, Woodruff 1.0, **Team 40.0, Opponents 27.0**

Rushing	No.	Yds	Avg	Lg	TD
Harris	242	987	4.1	50	8
Pollard	123	570	4.6	29	2
Davis	47	270	5.7	28	1
Thornton	56	202	3.6	17	4
Bradshaw	38	182	4.3	16	2
Malone	16	68	4.3	19	2
Hawthorne	25	58	2.3	16	2
Stallworth	1	17	17.0	17	0
Smith	1	15	15.0	15	0
Stoudt	3	11	3.7	10	0
Colquitt	1	8	8.0	8	0
Moser	1	4	4.0	4	0
Team	554	2372	4.3	50	21
Opponents	500	1869	3.7	60	10

Receiving	No.	Yds.	Avg.	Lg	TD
Stallworth	63	1098	17.4	55	5
Cunningham	41	574	14.0	30	3
Harris	37	250	6.8	26	1
Swann	34	505	14.9	44	5
Smith	29	571	19.7	46	7
Pollard	19	156	8.2	26	0
Thornton	8	78	9.8	30	0
Davis	4	34	8.5	19	0
Hawthorne	4	23	5.8	12	0
Grossman	3	19	6.3	14	1
Sweeney	2	53	26.5	32	0
Malone	1	90	90.0	90	1
Moser	1	5	5.0	5	1
Pinney	1	1	1.0	1	1
Team	247	3457	14.0	90	25
Opponents	302	4108	13.6	73	22

Interceptions	No.	Yds.	Avg.	Lg	TD
Blount	6	106	17.7	50	1
Lambert	6	76	12.7	31	0
Shell	5	52	10.4	25	0
Thomas	4	18	4.5	16	0
Washington	3	46	15.3	35	0
Johnson	2	8	4.0	8	0
Cole	1	29	29.0	29	0
Ham	1	23	23.0	23	0
Woodruff	1	17	17.0	17	0
Winston	1	1	1.0	1	0
Team	30	376	12.5	50	1
Opponents	19	226	11.9	34	0

Punting	No.	Yds	Avg	Net	TB	IN	Lg	B
Colquitt	84	3641	43.3	35.3	16	25	74	0
Team	84	3641	43.3	35.3	16	25	74	0
Opponents	78	3286	42.1	35.8	4	12	62	0

Punt Returns	Ret	FC	Yds	Avg	Lg	TD
Anderson	20	8	208	10.4	33	0
Smith	30	1	204	6.8	28	0
Team	50	9	412	8.2	33	0
Opponents	34	10	358	10.5	87	2

Kickoff Returns	No.	Yds	Avg	Lg	TD
Moser	3	76	25.3	29	0
Anderson	37	825	22.3	35	0
Hawthorne	7	138	19.7	30	0
Dirden	3	45	15.0	18	0
Davis	1	8	8.0	8	0
Malone	1	3	3.0	3	0
Thornton	1	1	1.0	1	0
Team	53	1096	20.7	35	0
Opponents	52	1253	24.1	51	0

Field Goals	1-19	20-29	30-39	40-49	50+
Trout	4/5	4/4	1/2	3/5	0/1
Team	4/5	4/4	1/2	3/5	0/1
Opponents	0/0	5/5	7/10	6/14	0/4

Passing	Att	Cmp	Yds	Cmp%	TD	Int	Lg	Sack/Lost	Rating
Bradshaw	370	201	2887	54.3	22	14	90	17/155	83.9
Malone	88	45	553	51.1	3	5	30	10/76	58.6
Stoudt	3	1	17	33.3	0	0	17	0/0	53.5
Team	461	247	3457	53.6	25	19	90	27/231	78.9
Opponents	544	302	4107	55.5	22	30	73	40/325	70.3



1980 Final Regular-Season Statistics (9-7)

Date	Result	Opponent	Attn.
9/7	W 31-17	Houston	54,386
9/14	W 20-17	at Baltimore	54,914
9/21	L 30-28	at Cincinnati	52,490
9/28	W 38-3	Chicago	53,987
10/5	W 21-24	at Minnesota	47,583
10/12	L 17-3	Cincinnati	53,668
10/20	L 13-9	Oakland	53,940
10/26	L 27-6	at Cleveland	79,095
11/2	W 15-16	Green Bay	52,165
11/9	W 10-16	at Tampa Bay	71,636
11/16	W 20-27	Cleveland	54,563
11/23	L 20-6	at Buffalo	79,659
11/30	W 24-31	Miami	51,384
12/4	L 35-19	at Houston	53,960
12/14	W 30-20	Kansas City	50,013
12/22	L 47-36	at San Diego	51,785

Team Statistics	Pitt.	Opp.
Total First Downs	308	302
Rushing	111	101
Passing	177	171
Penalty	20	30
3rd Down: Made/Att	101/224	94/232
3rd Down Pct.	45.1	40.5
Total Net Yards	5554	5134
Avg. Per Game	347.1	320.9
Total Plays	1033	1036
Avg. Per Play	5.4	5.0
Net Yards Rushing	1986	1762
Avg. Per Game	124.1	110.1
Total Rushes	512	486
Net Yards Passing	3568	3372
Avg. Per Game	223.0	210.8
Sacked/Yards Lost	18/145	37/264
Gross Yards	3832	3517
Att./Completions	484/250	532/280
Completion Pct.	51.7	52.6
Had Intercepted	24	26
Punts/Average	66/40.2	73/40.7
Penalties/Yards	111/933	93/806
Fumbles/Ball Lost	38/18	23/14
Touchdowns	42	37
Rushing	15	9
Passing	26	25
Returns	1	3

Score by Periods	Q1	Q2	Q3	Q4	OT	PTS
Team	79	115	76	82	0	352
Opponents	57	91	81	84	0	313

Scoring	TD	R	P	Rt	Pat	FG	S	Pts.
Bahr	0	0	0	0	39/42	19/28	0	96
Smith	9	0	9	0			0	54
Swann	7	0	7	0			0	42
Harris	6	4	2	0			0	36
Hawthorne	4	4	0	0			0	24
Thornton	4	3	1	0			0	24
Bradshaw	2	2	0	0			0	12
Bell	2	0	2	0			0	12
Bleier	2	1	1	0			0	12
Cunningham	2	0	2	0			0	12
Stallworth	1	0	1	0			0	6
Sweeney	1	0	1	0			0	6
Davis	1	1	0	0			0	6
Winston	1	0	0	1			0	6
Team	42	15	26	1	39/42	19/28	0	352
Opponents	37	9	25	3	34/37	19/29	0	313

Sacks: Greenwood 5.0, Greene 3.5, Furness 3.5, Banaszak 2.5, Beasley 1.0, Cole 1.0, Ham 1.0, Dunn 0.5, Team 18.0, Opponents 37.0

Rushing	No.	Yds	Avg	Lg	TD
Harris	208	789	3.8	26	4
Bleier	78	340	4.4	19	1
Thornton	78	325	4.2	28	3
Hawthorne	63	226	3.6	15	4
Davis	33	132	4.0	12	1
Bradshaw	36	111	3.1	18	2
Stoudt	9	35	3.9	12	0
Colquitt	1	17	17.0	17	0
Pollard	4	16	4.0	12	0
Smith	1	-1	-1.0	-1	0
Swann	1	-4	-4.0	-4	0
Team	512	1986	3.9	28	15
Opponents	486	1762	3.6	37	9

Receiving	No.	Yds.	Avg.	Lg	TD
Swann	44	710	16.1	68t	7
Smith	37	711	19.2	45t	9
Harris	30	196	6.5	31	2
Bell	29	748	25.8	72	2
Grossman	23	293	12.7	35	0
Bleier	21	174	8.3	17	1
Cunningham	18	232	12.9	35	2
Thornton	15	131	8.7	29t	1
Sweeney	12	282	23.5	34	1
Hawthorne	12	158	13.2	33	0
Stallworth	9	197	21.9	50t	1
Team	250	3832	15.3	72	26
Opponents	280	3517	12.6	69t	25

Interceptions	No.	Yds.	Avg.	Lg	TD
Shell	7	135	19.3	67	0
Wagner	6	27	4.5	6	0
Blount	4	28	7.0	17	0
Cole	2	16	8.0	15	0
Lambert	2	1	0.5	1	0
Thomas	2	0	0.0	0	0
Cole	1	34	34.0	34	0
Johnson	1	19	19.0	19	0
Woodruff	1	0	0.0	0	0
Team	26	260	10.0	67	0
Opponents	24	226	9.4	36	2

Punting	No.	Yds	Avg	TB	In	Lg	B
Colquitt	61	2483	40.7	5	13	54	0
Bradshaw	5	173	34.6	0	0	44	0
Team	66	2656	40.2	5	13	54	0
Opponents	73	2970	40.7	10	18	61	1

Punt Returns	Ret	FC	Yds	Avg	Lg	TD
Bell	34	6	339	10.0	27	0
Cobb	3	0	19	6.3	13	0
Pollard	1	0	5	5.0	5	0
Smith	7	0	28	4.0	11	0
Team	45	6	391	8.7	27	0
Opponents	34	6	217	6.4	33	0

Kickoff Returns	No.	Yds	Avg	Lg	TD
Anderson	14	379	27.1	63	0
Pollard	22	494	22.5	34	0
Cobb	1	19	19.0	19	0
Hawthorne	9	169	18.8	36	0
Davis	9	160	17.7	24	0
Bell	3	50	16.7	21	0
Thornton	1	15	15.0	15	0
Sweeney	3	42	14.0	25	0
Winston	1	13	13.0	13	0
Blount	1	9	9.0	9	0
Valentine	1	0	0.0	0	0
Team	65	1350	20.8	63	0
Opponents	68	1339	19.7	41	0

Field Goals	1-19	20-29	30-39	40-49	50+
Bahr	2/2	8/9	7/10	2/6	0/1
Team	2/2	8/9	7/10	2/6	0/1
Opponents	0/0	8/9	7/11	3/6	1/3

Passing	Att	Cmp	Yds	Cmp%	TD	Int	Lg	Sack/Lost	Rating
Bradshaw	424	218	3339	51.4	24	22	68t	33/245	75.0
Stoudt	60	32	493	53.3	2	2	72	4/19	78.0
Team	484	250	3832	51.7	26	24	72	37/264	75.4
Opponents	532	280	3517	52.6	25	26	69t	18/145	68.8



1979 Final Regular-Season Statistics (12-4)

Date	Result	Opponent	Attn.
9/3	W 16-13	OT at New England	60,978
9/9	W 38-7	Houston	49,792
9/16	W 24-21	at St. Louis	50,416
9/23	W 17-13	Baltimore	49,483
9/30	L 17-14	at Philadelphia	70,352
10/7	W 51-35	at Cleveland	81,260
10/14	L 34-10	at Cincinnati	52,381
10/22	W 42-7	Denver	49,699
10/28	W 14-3	Dallas	50,199
11/4	W 38-7	Washington	49,462
11/11	W 30-3	at Kansas City	70,132
11/18	L 35-7	at San Diego	51,910
11/28	W 33-30	OT Cleveland	48,773
12/2	W 37-17	Cincinnati	46,521
12/10	L 20-17	at Houston	55,923
12/16	W 28-0	Buffalo	48,002

Team Statistics	Pitt.	Opp.
Total First Downs	337	260
Rushing	141	95
Passing	179	135
Penalty	17	30
3rd Down: Made/Att	106/245	76/247
3rd Down Pct.	43.2	30.8
Total Net Yards	6258	4270
Avg. Per Game	391.1	266.9
Total Plays	1080	1035
Avg. Per Play	5.8	4.1
Net Yards Rushing	2603	1709
Avg. Per Game	162.7	106.8
Total Rushes	561	506
Net Yards Passing	3655	2561
Avg. Per Game	228.4	160.1
Sacked/Yards Lost	27/222	49/351
Gross Yards	3877	2912
Att./Completions	492/272	480/226
Completion Pct.	55.3	47.1
Had Intercepted	26	27
Punts/Average	68/40.2	100/40.0
Penalties/Yards	108/866	95/744
Fumbles/Ball Lost	47/26	32/15
Touchdowns	52	31
Rushing	25	9
Passing	26	19
Returns	1	3

Score by Periods	Q1	Q2	Q3	Q4	OT	PTS
Team	89	114	62	145	6	416
Opponents	57	104	53	48	0	262

Scoring	TD	R	P	Rt	Pat	FG	S	Pts.
Bahr	0	0	0	0	50/52	18/30	0	104
Harris	12	11	1	0			0	72
Thornton	10	6	4	0		0	60	
Stallworth	8	0	8	0		0	48	
Swann	6	1	5	0		0	36	
Cunningham	4	0	4	0		0	24	
Bleier	4	4	0	0		0	24	
Smith	2	0	2	0		0	12	
Hawthorne	1	1	0	0		0	6	
Winston	1	0	0	1		0	6	
A. Anderson	1	1	0	0		0	6	
Grossman	1	0	0	1		0	6	
Moser	1	1	0	0		0	6	
Brown	1	0	1	0		0	6	
Team	52	25	26	1	50/52	18/30	0	416
Opponents	31	9	19	3	28/31	16/26	0	262

Sacks: Greenwood 7.0, Furness 7.0, Banaszak 5.5, Ham 5.0, Dunn 5.0, Greene 5.0, Shell 4.0, Lambert 3.5, Cole 2.5, Beasley 1.0, Winston 1.0, Toews 1.0, White 1.0, Valentine 0.5, Team 49.0, Opponents 27.0

Rushing	No.	Yds	Avg	Lg	TD
Harris	267	1186	4.4	711	11
Thornton	118	585	5.0	75	6
Bleier	92	434	4.7	701	4
Hawthorne	28	123	4.4	19	1
A. Anderson	18	118	6.6	31	1
Bradshaw	21	83	4.0	28	0
Moser	11	33	3.0	8	1
Kruczek	4	20	5.0	22	0
Smith	1	12	12.0	12	0
Swann	1	9	9.0	91	1
Team	561	2603	4.6	75	25
Opponents	506	1709	3.4	34	9

Receiving	No.	Yds.	Avg.	Lg	TD
Stallworth	70	1183	16.9	651	8
Swann	41	808	19.7	65	5
Cunningham	36	512	14.2	41	4
Harris	36	291	8.1	21	1
Bleier	31	277	8.9	28	0
Smith	17	243	14.3	25	2
Thornton	16	231	14.4	32	4
Grossman	12	217	18.1	54	1
Hawthorne	8	47	5.9	17	0
Bell	3	61	20.3	31	0
Moser	1	6	6.0	6	0
Brown	1	1	1.0	11	1
Team	272	3877	14.3	651	26
Opponents	226	2912	12.9	641	19

Interceptions	No.	Yds.	Avg.	Lg	TD
Lambert	6	29	4.8	23	0
Shell	5	10	2.0	8	0
Wagner	4	31	7.8	19	0
Winston	3	48	16.0	411	1
Blount	3	1	0.3	1	0
Ham	2	8	4.0	6	0
Woodruff	1	31	31.0	31	0
Johnson	1	20	20.0	20	0
L. Anderson	1	19	19.0	19	0
Banaszak	1	3	3.0	3	0
Team	27	200	7.4	411	1
Opponents	26	401	15.4	771	1

Punting	No.	Yds	Avg	TB	In	Lg	B
Colquitt	68	2733	40.2	8	19	61	0
Team	68	2733	40.2	8	19	61	0
Opponents	100	3995	40.0	6	23	59	0

Punt Returns	Ret	FC	Yds	Avg	Lg	TD
Smith	16	1	146	9.1	38	0
Bell	45	7	378	8.4	27	0
Woodruff	1	0	0	0.0	0	0
Swann	1	3	-1	-1.0	-1	0
Team	63	11	523	8.3	38	0
Opponents	31	10	276	8.9	68	0

Kickoff Returns	No.	Yds	Avg	Lg	TD
Hawthorne	2	46	23.0	23	0
L. Anderson	34	732	21.5	44	0
A. Anderson	13	200	15.4	26	0
Moser	1	6	6.0	6	0
Cole	1	3	3.0	3	0
Team	51	987	19.4	44	0
Opponents	81	1668	20.6	38	0

Field Goals	1-19	20-29	30-39	40-49	50+
Bahr	0/0	6/6	6/11	6/12	0/1
Team	0/0	6/6	6/11	6/12	0/1

Passing	Att	Cmp	Yds	Cmp%	TD	Int	Lg	Sack/Lost	Rating
Bradshaw	472	259	3724	54.9	26	25	651	24/196	77.0
Kruczek	20	13	153	65.0	0	1	31	3/26	67.3
Team	492	272	3877	55.3	26	26	651	27/222	76.6
Opponents	480	226	2912	47.1	19	27	641	49/351	56.4





1978 Final Regular-Season Statistics (14-2)

Date	Result	Opponent	Attn.
9/3	W 28-17	at Buffalo	64,147
9/10	W 21-10	Seattle	48,277
9/17	W 28-3	at Cincinnati	50,260
9/24	W 15-9	Cleveland	49,513
10/1	W 28-17	at N.Y. Jets	52,058
10/8	W 31-7	Atlanta	48,202
10/15	W 34-14	at Cleveland	81,302
10/23	L 24-17	Houston	48,021
10/29	W 27-24	Kansas City	48,185
11/5	W 20-14	New Orleans	48,525
11/12	L 10-7	at Los Angeles	63,089
11/19	W 7-6	Cincinnati	47,578
11/27	W 24-7	at San Francisco	51,657
12/3	W 13-3	at Houston	54,267
12/9	W 35-13	Baltimore	91,957
12/16	W 21-17	at Denver	74,104

Team Statistics	Pitt.	Opp.
Total First Downs	316	264
Rushing	133	105
Passing	149	119
Penalty	34	40
3rd Down: Made/Att	112/233	90/231
3rd Down Pct.	48.1	39.0
Total Net Yards	4987	4168
Avg. Per Game	311.7	260.5
Total Plays	1046	999
Avg. Per Play	4.8	4.2
Net Yards Rushing	2297	1774
Avg. Per Game	143.6	110.6
Total Rushes	641	513
Net Yards Passing	2690	2394
Avg. Per Game	168.1	149.6
Sacked/Yards Lost	25/271	44/361
Gross Yards	2961	2755
Att./Completions	380/212	442/221
Completion Pct.	55.8	50.0
Had Intercepted	22	27
Punts/Average	66/40.0	82/39.4
Penalties/Yards	108/943	106/954
Fumbles/Ball Lost	35/17	33/21
Touchdowns	46	22
Rushing	16	11
Passing	28	10
Returns	2	1

Score by Periods	Q1	Q2	Q3	Q4	OT	PTS
Team	63	135	76	79	6	356
Opponents	6	63	57	62	0	195

Scoring	TD	R	P	Rt	Pat	FG	S	Pts.
Gerela	0	0	0	0	44/45	12/26	0	80
Swann	11	0	11	0		0	66	
Stallworth	9	0	9	0		0	54	
Harris	8	8	0	0		0	48	
Bleier	6	5	1	0		0	36	
Thornton	3	2	1	0		0	18	
Cunningham	2	0	2	0		0	12	
Smith	2	0	2	0		0	12	
Bradshaw	1	0	0	0		0	6	
Bell	1	0	1	0		0	6	
L. Anderson	1	0	0	1		0	6	
Shell	1	0	0	1		0	6	
Grossman	1	0	1	0		0	6	
Team	46	16	28	2	44/45	12/26	0	356
Opponents	22	11	10	1	21/22	14/26	0	195

Rushing	No.	Yds	Avg	Lg	TD
Harris	310	1082	3.5	37	8
Bleier	165	633	3.8	24	5
Thornton	71	264	3.7	27	2
Moser	42	153	3.6	15	0
Bradshaw	32	93	2.9	17	1
Deloplane	11	49	4.5	19	0
Maxson	4	9	2.3	7	0
Swann	1	7	7.0	7	0
Kruczek	5	7	1.4	8	0
Team	641	2297	3.6	37	16
Opponents	513	1774	3.5	30	11

Receiving	No.	Yds.	Avg.	Lg	TD
Swann	61	880	14.1	62	11
Stallworth	41	798	19.5	70	9
Grossman	37	448	12.1	26	1
Harris	22	144	6.5	15	0
Bleier	17	168	9.9	32	1
Cunningham	16	321	20.1	48	2
Smith	6	83	13.8	29	2
Bell	6	53	8.8	15	1
Thornton	5	66	13.2	24	1
Moser	1	-1	-1.0	-1	0
Bradshaw	0	1	-	1	0
Team	212	2961	14.0	70	28
Opponents	221	2755	12.5	49	10

Interceptions	No.	Yds.	Avg.	Lg	TD
Dungy	6	95	15.8	65	0
Blount	4	55	13.8	35	0
Lambert	4	41	10.3	24	0
Johnson	4	24	6.0	21	0
Shell	3	21	7.0	20	0
Ham	3	7	2.3	7	0
Wagner	2	34	17.0	20	0
Toews	1	12	12.0	12	0
Team	27	289	10.7	65	0
Opponents	22	212	9.6	31	0

Punting	No.	Yds	Avg	TB	In	Lg	B
Colquitt	66	2642	40.0	4	14	58	0
Team	66	2642	40.0	4	14	58	0
Opponents	82	3228	39.4	6	18	60	1

Punt Returns	Ret	FC	Yds	Avg	Lg	TD
Terry	7	0	80	11.4	24	0
Reutershan	20	0	148	7.4	18	0
Bell	21	2	152	7.2	18	0
Smith	9	0	65	7.2	13	0
Shell	1	0	6	6.0	6	0
Team	58	2	451	7.8	24	0
Opponents	38	9	239	6.3	42	0

Kickoff Returns	No.	Yds	Avg	Lg	TD
Thornton	1	37	37.0	37	0
L. Anderson	37	930	25.1	95	1
Deloplane	1	19	19.0	19	0
Maxson	2	33	16.5	21	0
Smith	1	16	16.0	16	0
Moser	1	8	8.0	8	0
Mullins	1	0	0.0	0	0
Team	44	1043	23.7	95	1
Opponents	60	1336	22.3	40	0

Passing	Att	Cmp	Yds	Cmp%	TD	Int	Lg	Sack/Lost	Rating
Bradshaw	368	207	2915	56.3	28	20	70	21/222	84.8
Kruczek	11	5	46	45.5	0	2	21	4/49	-
Harris	1	0	0	0.0	0	0	0	0/0	-
Team	380	212	2961	55.8	28	22	70	25/271	81.6
Opponents	442	221	2755	50.0	10	27	49	44/361	52.0



1977 Final Regular-Season Statistics (9-5)

Date	Result	Opponent	Attn.
9/19	W 27-0	San Francisco	48,046
9/25	L 16-7	Oakland	50,398
10/2	W 28-14	at Cleveland	80,588
10/9	L 27-10	at Houston	49,226
10/17	W 20-14	Cincinnati	47,950
10/23	W 27-10	Houston	48,517
10/30	L 31-21	at Baltimore	60,225
11/6	L 21-7	at Denver	74,967
11/13	W 35-31	Cleveland	47,055
11/20	W 28-13	Dallas	49,761
11/27	W 23-20	at N.Y. Jets	47,385
12/4	W 30-20	Seattle	45,429
12/10	L 17-10	at Cincinnati	36,133
12/18	W 10-9	at San Diego	50,727

Team Statistics	Pitt.	Opp.
Total First Downs	266	228
Rushing	122	80
Passing	124	112
Penalty	20	36
3rd Down: Made/Att	65/201	64/188
3rd Down Pct.	32.3	34.0
Total Net Yards	4645	3692
Avg. Per Game	331.8	263.7
Total Plays	949	882
Avg. Per Play	4.9	4.2
Net Yards Rushing	2258	1723
Avg. Per Game	161.3	123.1
Total Rushes	581	493
Net Yards Passing	2387	1969
Avg. Per Game	170.5	140.6
Sacked/Yards Lost	27/245	32/285
Gross Yards	2632	2254
Att./Completions	341/173	357/157
Completion Pct.	50.7	44.0
Had Intercepted	21	31
Punts/Average	73/36.3	79/40.3
Penalties/Yards	122/973	82/784
Fumbles/Ball Lost	41/28	28/13
Touchdowns	37	29
Rushing	20	9
Passing	17	16
Returns	0	4

Score by Periods	Q1	Q2	Q3	Q4	OT	PTS
Team	30	109	47	97	0	283
Opponents	59	71	44	69	0	243

Scoring	TD	R	P	Rt	Pat	FG	S	Pts.
Harris	11	11	0	0		0	66	
Gerela	0	0	0	0	34/37	9/14	0	61
Stallworth	7	0	7	0		0	42	
Swann	7	0	7	0		0	42	
Bleier	4	4	0	0		0	24	
Bradshaw	3	3	0	0		0	18	
Cunningham	2	0	2	0		0	12	
Thornton	2	2	0	1		0	12	
Lewis	1	0	1	0		0	6	
Team	37	20	17	0	34/37	9/14	0	263
Opponents	29	9	16	4	27/29	14/21	0	243

Sacks: Furness 8.5, White 6.5, Holmes 4.5, Greene 4.0, Greenwood 2.5, Banaszak 2.5, Cole 1.5, Ham 1.0, Toews 1.0, Team 32.0, Opponents 27.0

Rushing	No.	Yds	Avg	Lg	TD
Harris	300	1162	3.9	61t	11
Bleier	135	465	3.4	16	4
Harrison	36	175	4.9	33	0
Bradshaw	31	171	5.5	26	3
Thornton	27	103	3.8	18	2
Maxson	18	56	3.1	8	0
L. Smith	14	55	3.9	16	0
Stallworth	6	47	7.8	15	0
Swann	2	6	3.0	14	0
Dungy	3	8	2.7	6	0
Delopaine	2	7	3.5	5	0
Graff	5	3	0.6	4	0
Kruczek	1	0	0.0	0	0
Walden	1	0	0.0	0	0
Team	581	2258	3.9	61t	20
Opponents	493	1723	3.5	39	9

Receiving	No.	Yds.	Avg.	Lg	TD
Swann	50	789	15.8	47	7
Stallworth	44	784	17.8	49t	7
Cunningham	20	347	17.4	43t	2
Bleier	18	161	8.9	30	0
Lewis	11	263	23.9	65t	1
Harris	11	62	5.6	15	0
Maxson	5	70	14.0	34	0
Grossman	5	57	11.4	20	0
J. Smith	4	80	20.0	26	0
Harrison	3	11	3.7	7	0
Thornton	1	5	5.0	5	0
Pough	1	3	3.0	3	0
Team	173	2632	15.2	65t	17
Opponents	157	2254	14.4	65t	16

Interceptions	No.	Yds.	Avg.	Lg	TD
Blount	6	65	10.8	37	0
Allen	5	76	15.2	48	0
Ham	4	17	4.3	9	0
Edwards	3	116	38.7	51	0
Dungy	3	37	12.3	29	0
Shell	3	14	4.7	8	0
White	2	27	13.5	19	0
Thomas	2	10	5.0	12	0
Winston	2	7	3.5	7	0
Lambert	1	5	5.0	5	0
Team	31	374	12.1	51	0
Opponents	21	299	14.2	47t	1

Punting	No.	Yds	Avg	TB	In	Lg	B
Walden	67	2482	37.0	5	13	65	0
Engles	5	169	33.8	0	1	48	0
Team	73	2651	36.3	5	14	65	1
Opponents	79	3180	40.3	7	15	63	0

Punt Returns	Ret	FC	Yds	Avg	Lg	TD
Swann	9	0	88	9.8	31	0
J. Smith	36	0	294	8.2	30	0
Delopaine	1	0	7	7.0	7	0
Team	46	0	389	8.5	31	0
Opponents	34	11	380	11.2	87t	1

Kickoff Returns	No.	Yds	Avg	Lg	TD
Maxson	5	120	24.0	43	0
J. Smith	16	381	23.8	37	0
L. Smith	16	365	22.8	33	0
Delopaine	1	18	18.0	18	0
Pough	7	106	15.1	22	0
Team	45	990	22.0	43	0
Opponents	48	1080	22.5	48	0

Passing	Att	Cmp	Yds	Cmp%	TD	Int	Lg	Sack/Lost	Rating
Bradshaw	314	162	2523	51.6	17	19	65t	26/235	71.2
Graff	12	6	47	50.0	0	0	21	1/10	20.5
Dungy	8	3	43	37.5	0	2	18	0/0	-
Kruczek	7	2	19	28.6	0	0	13	0/0	-
Team	341	173	2632	50.7	17	21	65t	27/245	67.3
Opponents	357	157	2254	43.9	16	31	65t	32/285	43.7

1976 Final Regular-Season Statistics (10-4)

Date	Result	Opponent	Attn.
9/12	L 31-28	at Oakland	51,371
9/19	W 31-14	Cleveland	49,169
9/26	L 30-27	New England	47,379
10/4	L 17-6	at Minnesota	47,809
10/10	L 18-16	at Cleveland	76,411
10/17	W 23-6	Cincinnati	48,311
10/24	W 27-0	at N.Y. Giants	69,783
10/31	W 23-0	San Diego	45,484
11/7	W 45-0	at Kansas City	71,516
11/14	W 14-3	Miami	48,945
11/21	W 32-16	Houston	47,947
11/28	W 7-3	at Cincinnati	55,142
12/5	W 42-0	Tampa Bay	43,385
12/11	W 21-0	at Houston	44,743

Team Statistics	Pitt.	Opp.
Total First Downs	271	182
Rushing	163	68
Passing	94	96
Penalty	14	17
3rd Down: Made/Att	81/208	61/210
3rd Down Pct.	38.9	29.0
Total Net Yards	4637	3322
Avg. Per Game	331.2	237.3
Total Plays	957	866
Avg. Per Play	4.8	3.8
Net Yards Rushing	2971	1457
Avg. Per Game	212.2	104.1
Total Rushes	653	452
Net Yards Passing	1666	1865
Avg. Per Game	119.0	133.2
Sacked/Yards Lost	27/269	41/313
Gross Yards	1935	2178
Att./Completions	277/143	373/158
Completion Pct.	51.6	42.4
Had Intercepted	12	22
Penalty/Average	76/39.2	94/37.4
Penalties/Yards	111/836	80/637
Fumbles/Ball Lost	40/19	42/24
Touchdowns	43	14
Rushing	33	5
Passing	10	9
Returns	0	0

Score by Periods	Q1	Q2	Q3	Q4	OT	PTS
Team	37	57	69	116	0	279
Opponents	15	44	36	43	0	138

Scoring	TD	R	P	Rt	Pat	FG	S	Pts.
Harris	14	14	0	0		0	84	
Gerela	0	0	0	0	40/43	14/26	0	82
Bleier	5	5	0	0		0	30	
Harrison	4	4	0	0		0	24	
Stallworth	3	1	2	0		0	18	
Bradshaw	3	3	0	0		0	18	
Swann	3	0	3	0		0	18	
Lewis	2	1	1	0		0	12	
Deloplaire	2	2	0	0		0	12	
Kruczek	2	2	0	0		0	12	
Bell	1	0	1	0		0	6	
Grossman	1	0	1	0		0	6	
Cunningham	1	0	1	0		0	6	
Pough	1	0	1	0		0	6	
Fuqua	1	1	0	0		0	6	
Toews	0	0	0	0		1	2	
Team	43	33	10	0	14/26	40/43	1	279
Opponents	14	5	9	0	14/24	13/14	0	138

Sacks: Greene 6.0, Ham 4.5, Greenwood 4.5, Holmes 4.0, Lambert 3.5, White 3.0, Russell 3.0, Banaszak, 3.0, Toews 2.5, Furness 2.5, Wagner 2.0, Shell 1.5, Allen 0.5, Edwards 0.5
Team 41.0, Opponents 27.0

Rushing	No.	Yds	Avg	Lg	TD
Harris	289	1128	3.9	30	14
Bleier	220	1036	4.7	28	5
Harrison	54	235	4.4	27	4
Bradshaw	31	219	7.1	17	3
Kruczek	18	106	5.9	22	2
Deloplaire	17	91	5.4	19	2
Fuqua	15	63	4.2	12	1
Lewis	2	24	12.0	16	1
Pough	2	8	4.0	6	0
Walden	3	7	2.3	7	0
Bell	1	5	5.0	5	0
Swann	1	2	2.0	2	0
Stallworth	0	47	47.0	47	1
Team	653	2971	4.5	47	33
Opponents	452	1457	3.2	30	5

Receiving	No.	Yds	Avg	Lg	TD
Swann	28	516	18.4	47	3
Bleier	24	294	12.3	32	0
Harris	23	151	6.6	39	0
Lewis	17	306	18.0	64	1
Grossman	15	181	12.1	35	1
Stallworth	9	111	12.3	25	2
Pough	8	161	20.1	50	1
Brown	7	97	13.9	35	0
Cunningham	5	49	9.8	20	1
Bell	3	43	14.3	19	1
Harrison	2	19	9.5	10	0
Fuqua	1	4	4.0	4	0
Deloplaire	1	3	3.0	3	0
Team	143	1935	13.5	64	10
Opponents	158	2178	13.8	69	9

Interceptions	No.	Yds.	Avg.	Lg	TD
Edwards	6	95	15.8	55	0
Blount	6	75	12.5	28	0
Thomas	2	43	21.5	38	0
Lambert	2	32	16.0	22	0
Ham	2	13	6.5	13	0
Wagner	2	0	0.0	0	0
Shell	1	4	4.0	4	0
Russell	1	0	0.0	0	0
Team	22	262	11.9	55	0
Opponents	12	106	8.8	30	0

Punting	No.	Yds	Avg	TB	In	Lg	B
Walden	76	2982	39.2	13	33	58	1
Team	76	2982	39.2	13	33	58	1
Opponents	94	3513	37.4	4	11	63	1

Punt Returns	Ret	FC	Yds	Avg	Lg	TD
Bell	39	2	390	10.0	35	0
Deloplaire	17	0	150	8.8	36	0
Edwards	1	0	8	8.0	8	0
Fuqua	11	0	77	7.0	13	0
Swann	3	0	11	3.8	7	0
Team	71	2	636	9.0	36	0
Opponents	36	0	206	5.7	32	0

Kickoff Returns	No.	Yds	Avg	Lg	TD
Harrison	1	26	26.0	26	0
Deloplaire	17	385	22.6	39	0
Pough	18	369	20.5	29	0
Fuqua	4	75	18.8	26	0
Clack	1	0	0.0	0	0
Team	41	855	20.9	39	0
Opponents	61	1284	21.0	47	0

Passing	Att	Cmp	Yds	Cmp%	TD	Int	Lg	Sack/Lost	Rating
Bradshaw	192	92	1177	47.9	10	9	50	16/164	65.3
Kruczek	85	51	758	60.0	0	3	64	11/105	74.7
Team	277	143	1935	51.6	10	12	64	27/269	68.2
Opponents	373	158	2178	42.4	9	22	69	41/313	45.2

1975 Final Regular-Season Statistics (12-2)

Date	Result	Opponent	Attn.
9/21	W 37-0	at San Diego	37,987
9/28	L 30-21	Buffalo	49,348
10/5	W 42-6	at Cleveland	73,595
10/12	W 20-9	Denver	49,164
10/19	W 34-3	Chicago	47,579
10/26	W 16-13	at Green Bay	52,815
11/2	W 30-24	at Cincinnati	58,418
11/9	W 24-17	Houston	49,460
11/16	W 28-3	Kansas City	48,803
11/24	W 32-9	at Houston	49,947
11/30	W 20-7	at N.Y. Jets	52,618
12/7	W 31-17	Cleveland	47,962
12/13	W 35-14	Cincinnati	48,889
12/20	L 10-3	at Los Angeles	69,389

Team Statistics	Pitt.	Opp.
Total First Downs	288	214
Rushing	149	91
Passing	125	97
Penalty	14	26
3rd Down: Made/Att	92/205	79/216
3rd Down Pct.	44.9	36.6
Total Net Yards	4887	3661
Avg. Per Game	349.1	261.5
Total Plays	949	870
Avg. Per Play	5.1	4.2
Net Yards Rushing	2633	1825
Avg. Per Game	188.1	130.4
Total Rushes	581	431
Net Yards Passing	2254	1836
Avg. Per Game	161.0	131.1
Sacked/Yards Lost	31/290	43/358
Gross Yards	2544	2194
Att./Completions	337/191	396/183
Completion Pct.	56.7	46.2
Had Intercepted	27	12
Punts/Average	69/39.4	90/40.1
Penalties/Yards	89/756	85/700
Fumbles/Ball Lost	34/23	22/10
Touchdowns	46	19
Rushing	22	8
Passing	21	9
Returns	3	2

Score by Periods	Q1	Q2	Q3	Q4	OT	PTS
Team	63	118	81	111	0	373
Opponents	9	62	23	68	0	162

Scoring	TD	R	P	Rt	Pat	FG	S	Pts.
Gerela	0	0	0	0	44/46	17/21	0	95
Swann	11	0	11	0			0	66
Harris	11	10	1	0			0	66
Collier	4	3	0	1			0	24
Stallworth	4	0	4	0			0	24
Harrison	3	3	0	0			0	18
Bradshaw	3	3	0	0			0	18
Bleier	2	2	0	0			0	12
Lewis	2	0	2	0			0	12
Mullins	1	0	0	1			0	6
Grossman	1	0	1	0			0	6
Garrett	1	0	1	0			0	6
L. Brown	1	0	1	0			0	6
Fuqua	1	1	0	0			0	6
Thomas	1	0	0	1			0	6
White	0	0	0	0			1	2
Team	46	22	21	3	44/46	17/21	1	373
Opponents	19	8	9	2	15/19	11/18	0	162

Sacks: Holmes 8.5, White 7.5, Furness 6.5, Greenwood 6.0, Greene 3.0, Ham 3.0, Russell 3.0, Toews 2.5, Banaszak 2.0, Lambert 1.0, Team 43.0, Opponents 31.0

Rushing	No.	Yds	Avg	Lg	TD
Harris	262	1246	4.8	36	10
Bleier	140	528	3.8	17	2
Fuqua	74	285	3.9	18	1
Bradshaw	35	210	6.0	27	3
Harrison	43	191	4.4	17	3
Collier	21	124	5.9	23	3
Lewis	2	36	18.0	24	0
Swann	3	13	4.3	11	0
Hanratty	1	0	0.0	0	0
Team	581	2633	4.5	36	22
Opponents	431	1825	4.2	88	8

Receiving	No.	Yds.	Avg.	Lg	TD
Swann	49	781	15.9	43	11
Harris	28	214	7.6	44	1
Stallworth	20	423	21.2	59	4
Fuqua	18	146	8.1	21	0
Lewis	17	308	18.1	40	2
L. Brown	16	244	15.3	27	1
Bleier	15	65	4.3	13	0
Garrett	13	178	13.7	45	1
Grossman	11	135	12.3	21	1
Shell	2	39	19.5	20	0
Collier	1	7	7.0	7	0
Harrison	1	4	4.0	4	0
Team	191	2544	13.3	59	21
Opponents	183	2194	12.0	59	9

Interceptions	No.	Yds.	Avg.	Lg	TD
Blount	11	121	11.0	47	0
Wagner	4	122	30.5	65	0
Edwards	3	68	22.7	47	0
Thomas	3	44	14.7	14	0
Lambert	2	35	17.5	24	0
Allen	2	0	0.0	0	0
Shell	1	29	29.0	29	0
Ham	1	2	2.0	2	0
Team	27	421	15.6	65	0
Opponents	12	47	3.9	25	0

Punting	No.	Yds	Avg	Lg	B
Walden	69	2717	39.4	67	1
Team	69	2717	39.4	67	1
Opponents	90	3612	40.1	68	1

Punt Returns	Ret	FC	Yds	Avg	Lg	TD
Edwards	25	3	267	10.7	25	0
D. Brown	22	9	217	9.9	48	0
Swann	7	1	64	9.1	21	0
Team	54	13	548	10.5	48	0
Opponents	36	3	199	5.5	19	0

Kickoff Returns	No.	Yds	Avg	Lg	TD
Harris	1	27	27.0	27	0
Collier	22	523	23.8	94	1
D. Brown	6	126	21.0	26	0
Blount	8	139	17.4	23	0
Fuqua	1	0	0.0	0	0
Team	38	815	21.4	94	1
Opponents	64	1304	20.4	40	0

Passing	Att	Cmp	Yds	Cmp%	TD	Int	Lg	Sack/Lost	Rating
Bradshaw	286	165	2055	57.7	18	9	59	31/290	88.2
Gilliam	48	24	450	50.0	3	3	53	0/0	77.6
Walden	3	2	39	66.7	0	0	20	0/0	-
Team	337	191	2544	56.7	21	12	59	31/290	86.5
Opponents	396	183	2194	46.2	9	27	51	43/358	43.0



1974 Final Regular-Season Statistics (10-3-1)

Date	Result	Opponent	Attn.
9/15	W 30-0	Baltimore	48,890
9/22	T 35-35/OT	at Denver	51,068
9/29	L 17-0	Oakland	48,304
10/6	W 13-7	at Houston	30,049
10/13	W 34-24	at Kansas City	65,517
10/20	W 20-16	Cleveland	48,100
10/28	W 24-17	Allanta	48,094
11/3	W 27-0	Philadelphia	47,996
11/10	L 17-10	at Cincinnati	57,532
11/17	W 26-16	at Cleveland	77,739
11/25	W 28-7	at New Orleans	71,907
12/1	L 13-10	Houston	41,195
12/8	W 21-17	at New England	52,107
12/14	W 27-3	Cincinnati	42,878

Team Statistics	Pitt.	Opp.
Total First Downs	251	200
Rushing	136	87
Passing	98	83
Penalty	17	30
3rd Down: Made/Att	89/227	68/208
3rd Down Pct.	39.2	32.7
Total Net Yards	4375	3074
Avg. Per Game	312.5	219.6
Total Plays	950	863
Avg. Per Play	4.6	3.6
Net Yards Rushing	2417	1608
Avg. Per Game	172.6	114.9
Total Rushes	546	472
Net Yards Passing	1958	1466
Avg. Per Game	139.2	104.7
Sacked/Yards Lost	18/196	52/406
Gross Yards	2154	1872
Att./Completions	386/166	339/147
Completion Pct.	43.0	43.4
Had Intercepted	21	25
Punts/Average	78/39.0	91/41.2
Penalties/Yards	104/978	76/575
Fumbles/Ball Lost	33/19	38/22
Touchdowns	35	22
Rushing	19	7
Passing	12	14
Returns	4	1

Score by Periods	Q1	Q2	Q3	Q4	OT	PTS
Team	69	102	78	56	0	305
Opponents	41	74	44	30	0	189

Scoring	TD	R	P	Rt	Pat	FG	S	Pts.
Gerela	0	0	0	0	33/35	20/29	0	93
Harris	6	5	1	0			0	36
Pearson	4	4	0	0			0	24
Lewis	4	0	4	0			0	24
S. Davis	3	2	1	0			0	18
Swann	3	0	2	1			0	18
Fuqua	2	2	0	0			0	12
Bleier	2	2	0	0			0	12
Bradshaw	2	2	0	0			0	12
Gilliam	1	1	0	0			0	6
Edwards	1	0	0	1			0	6
Blount	1	0	0	1			0	6
Shanklin	1	0	1	0			0	6
Thomas	1	0	0	1			0	6
Brown	1	0	1	0			0	6
Stallworth	1	0	1	0			0	6
Mullins	1	0	1	0			0	6
Harrison	1	1	0	0			0	6
Greenwood	0	0	0	0			1	2
Team	35	19	12	4	33/35	20/29	1	305
Opponents	22	7	14	1	21/22	12/17	0	189

Sacks: Holmes 11.5, Greenwood 11.0, Greene 9.0, White 8.5, Russell 5.0, Furness 3.0, Lambert 2.0, Ham 1.0, Kellum 0.5, Toews 0.5, Team 52.0, Opponents 18.0

Rushing	No.	Yds	Avg	Lg	TD
Harris	208	1006	4.8	54	5
Bleier	88	373	4.2	18	2
Pearson	70	317	4.5	53	4
S. Davis	71	246	3.5	22	2
Bradshaw	34	224	6.6	34	2
Fuqua	50	156	3.2	14	2
Gilliam	14	41	2.9	13	1
Harrison	6	30	5.0	15	1
Lewis	2	25	12.5	22	0
Swann	1	14	14.0	14	0
Hanratty	1	-6	-6.0	-6	0
Stallworth	1	-9	-9.0	-9	0
Team	546	2417	4.4	54	19
Opponents	472	1608	3.4	47	7

Receiving	No.	Yds.	Avg.	Lg	TD
Lewis	30	365	12.2	31	4
Harris	23	200	8.7	31	1
Shanklin	19	324	17.1	35	1
Brown	17	190	11.2	35	1
Stallworth	16	289	16.8	56	1
Grossman	13	164	12.6	32	0
Swann	11	208	18.9	54	2
S. Davis	11	152	13.8	61	1
Pearson	11	118	10.7	31	0
Bleier	7	87	12.3	24	0
Fuqua	6	68	11.3	18	0
Mullins	1	7	7.0	7	1
Harrison	1	2	2.0	2	0
Team	166	2154	13.0	61	12
Opponents	147	1872	12.7	52	14

Interceptions	No.	Yds.	Avg.	Lg	TD
Edwards	5	153	30.6	59	1
Thomas	5	22	4.4	14	0
Ham	5	13	2.6	10	0
Blount	2	74	37.0	52	1
Lambert	2	19	19.0	19	0
Wagner	2	13	6.5	9	0
Greene	1	26	26.0	26	0
Kellum	1	0	0.0	0	0
Russell	1	0	0.0	0	0
Shell	1	0	0.0	0	0
Team	25	320	12.8	59	2
Opponents	21	222	10.6	62	1

Punting	No.	Yds	Avg	Lg	B
Walden	78	3040	39.0	65	0
Team	78	3040	39.0	65	0
Opponents	91	3749	41.2	62	0

Punt Returns	Ret	FC	Yds	Avg	Lg	TD
Swann	41	3	577	14.1	59	1
Edwards	16	0	128	8.0	19	0
Conn	10	0	69	6.9	18	0
Team	67	3	774	11.6	69	1
Opponents	47	4	413	8.8	74	0

Kickoff Returns	No.	Yds	Avg	Lg	TD
Conn	1	34	34.0	34	0
Blount	5	152	30.4	60	0
S. Davis	12	269	22.4	34	0
Bleier	3	67	22.3	35	0
Pearson	12	258	21.5	25	0
Harrison	4	72	18.0	27	0
Edwards	2	31	15.5	19	0
Allen	1	7	7.0	7	0
Swann	2	11	5.5	11	0
Team	42	901	21.5	60	0
Opponents	56	1275	22.8	45	0

Passing	Att	Cmp	Yds	Cmp%	TD	Int	Lg	Sack/Lost	Rating
Gilliam	212	96	1274	45.3	4	8	611	7/79	55.4
Bradshaw	148	67	785	45.3	7	8	56	10/104	55.1
Hanratty	26	3	95	11.5	1	5	35	1/13	15.4
Team	386	166	2154	43.0	12	21	611	18/196	49.0
Opponents	339	147	1872	43.4	14	25	52	52/406	44.1



1973 Final Regular-Season Statistics (10-4)

Date	Result	Opponent	Attn.
9/15	W 24-10	Detroit	48,913
9/23	W 33-6	Cleveland	49,936
9/30	W 36-7	at Houston	39,331
10/7	W 38-21	San Diego	48,795
10/14	L 19-7	at Cincinnati	55,819
10/21	W 26-14	N.Y. Jets	48,682
10/28	W 20-13	Cincinnati	45,761
11/5	W 21-16	Washington	48,969
11/11	W 17-9	at Oakland	47,535
11/18	L 23-13	Denver	48,580
11/25	L 21-16	Cleveland	67,773
12/3	L 30-26	at Miami	68,901
12/9	W 33-7	Houston	38,004
12/15	W 37-14	at San Francisco	52,752

Team Statistics	Pitt.	Opp.
Total First Downs	217	210
Rushing	111	95
Passing	89	91
Penalty	17	24
3rd Down: Made/Att	84/223	69/207
3rd Down Pct.	37.7	33.3
Total Net Yards	4070	3324
Avg. Per Game	290.7	237.4
Total Plays	894	880
Avg. Per Play	4.6	3.8
Net Yards Rushing	2143	1652
Avg. Per Game	153.1	118.0
Total Rushes	555	488
Net Yards Passing	1927	1672
Avg. Per Game	137.6	119.4
Sacked/Yards Lost	30/230	33/251
Gross Yards	2157	1923
Att./Completions	309/140	359/164
Completion Pct.	45.3	45.7
Had Intercepted	26	37
Punts/Average	62/41.1	75/42.4
Penalties/Yards	84/817	86/757
Fumbles/Ball Lost	36/14	41/18
Touchdowns	37	22
Rushing	12	8
Passing	20	11
Returns	5	3

Score by Periods	Q1	Q2	Q3	Q4	OT	PTS
Team	60	93	83	111	0	347
Opponents	56	56	27	71	0	210

Scoring	TD	R	P	Rt	Pat	FG	S	Pts.
Gerela	0	0	0	0	36/37	29/43	0	123
Shanklin	10	0	10	0		0	60	
P. Pearson	4	2	2	0		0	24	
Bradshaw	3	3	0	0		0	18	
Harris	3	3	0	0		0	18	
B. Pearson	3	0	3	0		0	18	
Lewis	3	0	3	0		0	18	
S. Davis	3	2	1	0		0	18	
Fuqua	2	2	0	0		0	12	
McMakin	1	0	1	0		0	6	
Edwards	1	0	0	1		0	6	
Wagner	1	0	0	1		0	6	
Ham	1	0	0	1		0	6	
Russell	1	0	0	1		0	6	
Rowser	1	0	0	1		0	6	
Greene/White							1	2
Team	37	12	20	5	36/37	29/43	1	347
Opponents	22	8	11	3	21/21	19/29	0	210

Sacks: Greenwood 8.5, White 7.5, Holmes 7.0
Greene 4.0, Russell 2.0, Ham 1.0, Furness 1.0,
H. Davis 1.0, Keating 1.0, **Team 33.0**,
Opponents 30.0

Rushing	No.	Yds	Avg	Lg	TD
Harris	188	698	3.7	35	3
P. Pearson	132	554	4.2	47	2
Fuqua	117	457	3.9	25	2
S. Davis	67	266	4.0	27	2
Bradshaw	34	145	4.3	21	3
Gilliam	6	23	3.8	14	0
Shanklin	3	1	0.3	10	0
Bleier	3	0	0.0	1	0
Hanratty	3	0	0.0	0	0
Walden	1	0	0.0	0	0
Lewis	1	-1	-1.0	0	0
Team	555	2143	3.9	47	12
Opponents	488	1652	3.4	50	8

Receiving	No.	Yds.	Avg.	Lg	TD
Shanklin	30	711	23.7	67	10
Lewis	23	409	17.8	53t	3
B. Pearson	23	317	13.8	46t	3
Fuqua	17	150	8.8	22	0
McMakin	13	195	15.0	44	1
P. Pearson	11	173	15.7	36	2
Harris	10	69	6.9	19	0
S. Davis	7	31	4.4	9	1
Brown	5	88	17.6	45	0
D. Davis	1	14	14.0	14	0
Team	140	2157	15.4	67	20
Opponents	164	1923	11.7	84t	11

Interceptions	No.	Yds.	Avg.	Lg	TD
Wagner	8	134	16.8	38	0
Edwards	6	186	31.0	86t	1
Rowser	6	131	21.8	71t	1
Blount	4	82	20.5	24	0
Russell	3	54	18.0	45t	1
Ham	2	30	15.0	27	0
H. Davis	2	23	11.5	15	0
Toews	2	13	6.5	8	0
White	2	10	5.0	8	0
Thomas	1	10	10.0	10	0
Dockery	1	0	0.0	0	0
Team	37	673	18.2	86t	3
Opponents	26	512	19.7	55	2

Punting	No.	Yds	Avg	Lg	B
Walden	62	2548	41.1	57	1
Team	62	2548	41.1	57	1
Opponents	75	3182	42.4	60	1

Punt Returns	Ret	FC	Yds	Avg	Lg	TD
Edwards	34	5	376	9.9	44	0
Meyer	18	2	80	4.4	18	0
Bleier	0	2	0	0.0	0	0
Team	52	9	416	8.0	44	0
Opponents	37	8	308	8.3	62	0

Kickoff Returns	No.	Yds	Avg	Lg	TD
S. Davis	15	404	26.9	48	0
Harris	1	23	23.0	23	0
Fuqua	1	22	22.0	22	0
Hanneman	1	20	20.0	20	0
P. Pearson	16	308	19.3	28	0
Bleier	3	47	15.7	20	0
Edwards	1	10	10.0	10	0
Webster	1	9	9.0	9	0
Mansfield	1	0	0.0	0	0
Team	40	843	21.1	48	0
Opponents	59	1357	23.0	46	0

Passing	Att	Cmp	Yds	Cmp%	TD	Int	Lg	Sack/Lost	Rating
Bradshaw	180	89	1183	49.4	10	15	67	24/186	54.7
Hanratty	69	31	643	44.9	8	5	53t	3/27	86.6
Gilliam	60	20	331	33.3	2	6	46t	3/7	24.3
Team	309	140	2157	45.3	20	26	67	30/230	55.3
Opponents	359	164	1923	45.7	11	37	84t	33/251	33.3





1972 Final Regular-Season Statistics (11-3)

Date	Result	Opponent	Attn.
9/17	W 34-28	Oakland	50,141
9/24	L 15-10	at Cincinnati	54,292
10/1	W 25-19	at St. Louis	49,140
10/8	L 17-13	at Dallas	65,582
10/15	W 24-7	Houston	42,929
10/22	W 33-3	New England	46,081
10/29	W 38-21	at Buffalo	45,882
11/5	W 40-17	Cincinnati	50,350
11/12	W 16-7	Kansas City	50,350
11/19	L 26-24	at Cleveland	83,009
11/26	W 23-10	Minnesota	50,348
12/3	W 30-0	Cleveland	50,350
12/10	W 9-3	at Houston	36,528
12/17	W 24-2	at San Diego	52,873

Team Statistics	Pitt.	Opp.
Total First Downs	228	219
Rushing	131	79
Passing	79	116
Penalty	18	24
3rd Down: Made/Att	63/188	66/208
3rd Down Pct.	33.5	31.7
Total Net Yards	4231	3771
Avg. Per Game	302.2	269.4
Total Plays	853	896
Avg. Per Play	5.0	4.2
Net Yards Rushing	2520	1715
Avg. Per Game	180.0	122.5
Total Rushes	497	445
Net Yards Passing	1711	2056
Avg. Per Game	122.2	146.9
Sacked/Yards Lost	32/247	40/337
Gross Yards	1958	2393
Att./Completions	324/156	411/206
Completion Pct.	48.1	50.1
Had Intercepted	12	28
Punts/Average	66/43.6	74/40.3
Penalties/Yards	81/728	77/712
Fumbles/Ball Lost	27/14	37/20
Touchdowns	37	18
Rushing	22	6
Passing	12	9
Returns	3	3

Score by Periods	Q1	Q2	Q3	Q4	OT	Pts
Team	66	103	73	101	0	343
Opponents	28	40	46	61	0	175

Scoring	TD	R	P	Rt	Pat	FG	S	Pts.
Gerela	0	0	0	0	35/36	28/41	0	119
Harris	11	10	1	0		0	66	
Bradshaw	7	7	0	0		0	42	
Lewis	5	0	5	0		0	30	
Fuqua	4	4	0	0		0	24	
Shanklin	3	0	3	0		0	18	
H. Davis	1	0	0	1		0	6	
Blount	1	0	0	1		0	6	
Ham	1	0	0	1		0	6	
L. Brown	1	0	1	0		0	6	
S. Davis	1	1	0	0		0	6	
Mullins	1	0	1	0		0	6	
McMakin	1	0	1	0		0	6	
N/A	0	0	0	0		1	2	
Team	37	22	12	3	35/36	28/41	1	143
Opponents	18	6	9	3	17/18	16/27	1	175

Sacks: Greene 11.0, White 10.0, Greenwood 4.0, E. Holmes 4.0, McGee 2.0, Anderson 2.0, Ham 2.0, Wagner 2.0, Hanneman 2.0, Russell 1.0, **Team 40.0, Opponents 32.0**

Rushing	No.	Yds	Avg	Lg	TD
Harris	188	1055	5.6	75t	10
Fuqua	150	665	4.4	47	4
Bradshaw	58	346	6.0	20t	7
Pearson	67	264	3.9	21	0
S. Davis	20	85	4.3	28t	1
Lewis	3	68	22.7	41	0
Bankston	7	20	2.9	11	0
Bleier	1	17	17.0	17	0
McMakin	1	0	0.0	0	0
Gilliam	2	0	0.0	0	0
Team	497	2520	5.1	75t	22
Opponents	444	1719	3.9	94t	6

Receiving	No.	Yds.	Avg.	Lg	TD
Shanklin	38	669	17.9	57t	3
Lewis	27	391	14.5	52	5
McMakin	21	277	13.2	78t	1
Harris	21	180	8.6	29	1
Fuqua	18	152	8.4	28	0
Pearson	11	79	7.2	15	0
Smith	10	98	9.8	25	0
Young	6	86	14.3	33	0
L. Brown	1	13	13.0	13t	1
Bankston	1	5	5.0	5	0
S. Davis	1	5	5.0	5	0
Mullins	1	3	3.0	3	0
Team	156	1958	12.6	78t	12
Opponents	206	2393	11.6	70t	9

Interceptions	No.	Yds.	Avg.	Lg	TD
Ham	7	83	11.8	32t	1
Wagner	6	77	12.9	35	0
Bowser	4	30	7.5	23	0
Blount	3	75	25.0	34	0
Anderson	3	68	22.7	41	0
H. Davis	2	32	16.0	28	0
Beatty	2	16	8.0	16	0
Edwards	1	14	14.0	14	0
Team	28	395	14.1	41	1
Opponents	12	195	16.3	65t	1

Punting	No.	Yds	Avg	Lg	B
Walden	65	2846	43.8	72	2
Gerela	1	29	29.0	29	0
Team	66	2875	43.6	72	2
Opponents	74	2982	40.3	65	1

Punt Returns	Ret	FC	Yds	Avg	Lg	TD
Lewis	5	1	56	11.2	26	0
Edwards	22	19	202	9.2	52	0
Pearson	1	0	3	3.0	3	0
Bleier	2	0	1	0.5	1	0
Team	30	20	262	8.7	52	0
Opponents	37	10	169	4.6	30	0

Kickoff Returns	No.	Yds	Avg	Lg	TD
S. Davis	7	207	29.6	82	0
Harris	8	183	22.9	32	0
Pearson	13	292	22.4	42	0
Bleier	2	40	20.0	20	0
Bankston	1	20	20.0	20	0
Edwards	1	18	18.0	18	0
McMakin	1	0	0.0	0	0
Team	33	760	23.0	82	0
Opponents	54	1190	22.0	47	0

Passing	Att	Cmp	Yds	Cmp%	TD	Int	Lg	Sack/Lost	Rating
Bradshaw	308	147	1897	47.7	12	12	78t	29/237	64.3
Gilliam	11	7	48	63.6	0	0	9	2/8	-
Hanratty	4	2	23	50.0	0	0	14	1/2	-
Walden	1	0	0	0.0	0	0	0	0/0	-
Team	324	156	1958	48.1	12	12	78t	32/247	64.3
Opponents	411	206	2393	50.1	9	28	70t	40/337	47.0

1971 Final Regular-Season Statistics (6-8)

Date	Result	Opponent	Attn.
9/19	L 17-15	at Chicago	55,049
9/26	W 21-10	Cincinnati	48,448
10/3	W 21-17	San Diego	44,339
10/10	L 27-17	at Cleveland	83,391
10/18	L 38-16	at Kansas City	49,533
10/24	W 23-16	Houston	45,872
10/31	L 34-21	at Baltimore	60,238
11/7	W 26-9	Cleveland	50,202
11/14	L 24-21	at Miami	66,435
11/21	W 17-13	N.Y. Giants	50,008
11/28	L 22-10	Denver	39,710
12/5	L 29-3	at Houston	37,778
12/12	W 21-13	at Cincinnati	60,022
12/17	L 23-14	Los Angeles	45,233

Team Statistics	Pitt.	Opp.
Total First Downs	226	225
Rushing	98	81
Passing	111	132
Penalty	17	12
Total Net Yards	3882	4248
Avg. Per Game	277.3	303.4
Total Plays	867	881
Avg. Per Play	4.5	4.8
Net Yards Rushing	1758	1482
Avg. Per Game	125.6	105.9
Total Rushes	416	440
Net Yards Passing	2124	2766
Avg. Per Game	151.7	197.6
Sacked/Yards Lost	37/322	33/294
Gross Yards	2446	3060
Att./Completions	414/214	408/235
Completion Pct.	51.7	57.6
Had Intercepted	26	17
Punts/Average	79/43.9	77/41.5
Penalties/Yards	88/898	81/784
Fumbles/Ball Lost	37/21	27/9
Touchdowns	28	32
Rushing	10	13
Passing	15	16
Returns	3	3

Score by Periods	Q1	Q2	Q3	Q4	OT	PTS
Team	53	60	57	76	0	246
Opponents	69	117	42	64	0	292

Scoring	TD	R	P	Rt	Pat	FG	S	Pts.
Gerela	0	0	0	0	27/27	17/27	0	78
Shanklin	6	0	6	0			0	36
Bradshaw	5	5	0	0			0	30
Smith	5	0	5	0			0	30
Fuqua	5	4	1	0			0	30
Pearson	3	0	2	1			0	18
Staggers	1	0	0	1			0	6
Rowser	1	0	0	1			0	6
Hanratty	1	1	0	0			0	6
L. Brown	1	0	1	0			0	6
Team	28	10	15	3	27/27	17/27	0	246
Opponents	32	13	16	3	30/32	22/35	0	292

Sacks: N/A Team 37.0, Opponents 33.0

Rushing	No.	Yds	Avg	Lg	TD
Fuqua	155	625	4.0	30	4
Pearson	131	605	4.6	27	0
Bankston	70	274	3.9	30	0
Bradshaw	53	247	4.7	39	5
Walden	1	14	14.0	14	0
Staggers	1	5	5.0	5	0
Hanratty	1	3	3.0	3	1
Shanklin	2	1	0.5	2	0
Leahy	1	-6	-6.0	-6	0
Smith	1	-10	-10.0	-10	0
Team	416	1758	4.2	39	10
Opponents	440	1482	3.4	28	13

Receiving	No.	Yds.	Avg.	Lg	TD
Shanklin	49	652	13.3	42	6
Fuqua	49	427	8.7	40	1
Smith	47	663	14.1	49	5
Pearson	20	246	12.3	44	2
Adams	20	160	8.0	21	0
Bankston	17	148	8.7	31	0
Staggers	8	103	12.9	20	0
Lewis	3	44	14.8	22	0
L. Brown	1	3	3.0	31	1
Team	214	2446	11.4	49	15
Opponents	235	3060	13.0	86	16

Interceptions	No.	Yds.	Avg.	Lg	TD
Rowser	4	94	23.5	70	1
Allen	3	45	15.0	29	0
Wagner	2	53	26.5	29	0
Blount	2	16	8.0	16	0
Ham	2	4	2.0	4	0
Calland	2	0	0.0	0	0
Edwards	1	20	20.0	20	0
Anderson	1	14	14.0	14	0
Team	17	246	14.5	70	1
Opponents	26	350	13.5	44	1

Punting	No.	Yds	Avg	Lg	B
Walden	79	3455	43.7	57	0
Team	79	3455	43.7	57	0
Opponents	77	3195	41.5	73	1

Punt Returns	Ret	FC	Yds	Avg	Lg	TD
Staggers	31	14	262	8.5	67	1
Wagner	2	3	2	1.0	2	0
Edwards	1	0	0	0.0	0	0
Fuqua	1	0	0	0.0	0	0
Bleier	0	1	0	0.0	0	0
Team	35	18	264	7.5	67	1
Opponents	45	15	319	7.1	47	1

Kickoff Returns	No.	Yds	Avg	Lg	TD
Pearson	7	205	29.3	77	0
Staggers	10	261	26.1	47	0
Brumfield	12	271	22.6	35	0
Edwards	9	198	22.0	29	0
Bleier	1	21	21.0	21	0
Blount	4	76	19.0	23	0
Bankston	5	76	15.2	23	0
Clack	1	12	12.0	12	0
Team	49	1120	22.9	77	0
Opponents	45	1002	22.3	57	0

Passing	Att	Cmp	Yds	Cmp%	TD	Int	Lg	Sack/Lost	Rating
Bradshaw	373	203	2259	54.4	13	22	49	33/287	59.7
Hanratty	29	7	159	24.1	2	3	40	3/32	33.3
Leahy	11	3	18	27.3	0	1	18	1/3	-
Walden	1	1	10	100.0	0	0	10	0/0	-
Team	414	214	2157	51.7	15	26	49	37/322	52.8
Opponents	408	235	3060	57.6	16	17	86	33/294	66.8





1969 Final Regular-Season Statistics (1-13)

Date	Result	Opponent	Attn.
9/21	W 16-13	Detroit	51,360
9/28	L 41-27	at Philadelphia	60,658
10/5	L 27-14	St. Louis	45,011
10/12	L 10-7	at N.Y. Giants	62,987
10/18	L 42-31	at Cleveland	84,078
10/26	L 14-7	Washington	47,557
11/2	L 38-34	Green Bay	46,403
11/9	L 38-7	at Chicago	45,856
11/16	L 24-3	Cleveland	47,670
11/23	L 52-14	at Minnesota	47,202
11/30	L 47-10	at St. Louis	43,721
12/7	L 10-7	Dallas	24,990
12/14	L 21-17	N.Y. Giants	21,069
12/21	L 27-24	at New Orleans	72,256

Team Statistics	Pitt.	Opp.
Total First Downs	210	260
Rushing	81	101
Passing	115	142
Penalty	14	17
Total Net Yards	3626	4401
Avg. Per Game	259.0	314.4
Total Plays	843	898
Avg. Per Play	4.3	4.9
Net Yards Rushing	1542	1732
Avg. Per Game	110.1	123.7
Total Rushes	400	455
Net Yards Passing	2084	2669
Avg. Per Game	148.9	190.6
Sacked/Yards Lost	52/374	33/304
Gross Yards	2458	2973
Att./Completions	391/176	410/227
Completion Pct.	45.0	55.4
Had Intercepted	29	25
Punts/Average	77/42.3	65/40.1
Penalties/Yards	67/659	74/772
Fumbles/Ball Lost	36/16	25/9
Touchdowns	26	50
Rushing	8	17
Passing	17	27
Returns	1	6

Score by Periods	Q1	Q2	Q3	Q4	OT	PTS
Team	57	47	35	79	0	218
Opponents	63	114	85	142	0	404

Scoring	TD	R	P	Rt	Pat	FG	S	Pts.
Mingo	0	0	0	0	26/26	12/26	0	62
Jefferson	9	0	9	0			0	54
Gros	7	4	3	0			0	42
Hoak	3	2	1	0			0	18
Henderson	3	0	3	0			0	18
Bankston	1	1	0	0			0	6
Shiner	1	1	0	0			0	6
Williams	1	0	1	0			0	6
McCall	1	0	0	1			0	6
Team	26	8	17	1	26/26	12/26	0	218
Opponents	50	17	27	6	49/50	17/25	2	404

Sacks: N/A Team 33.0, Opponents 52.0

Rushing	No.	Yds	Avg	Lg	TD
Hoak	151	531	3.5	13	2
Gros	116	343	3.0	16	4
Bankston	62	259	4.2	15	1
Hanratty	10	106	10.6	31	0
McCall	30	98	3.3	14	0
Nix	10	70	7.0	20	0
Shiner	14	55	3.9	18	1
Jefferson	4	46	11.5	22	0
Wilburn	2	29	14.5	35	0
Campbell	1	5	5.0	5	0
Team	400	1542	3.9	35	8
Opponents	455	1732	3.8	N/A	17

Receiving	No.	Yds.	Avg.	Lg	TD
Jefferson	67	1079	16.1	63	9
Wilburn	20	373	18.7	53	0
Hoak	20	190	9.5	26	1
Gros	17	131	7.7	20	3
Hilton	12	231	19.3	34	0
Henderson	12	188	15.7	45	3
Cropper	9	116	12.9	19	0
Adams	6	80	13.3	19	0
Bankston	6	6	1.0	8	0
Williams	3	14	4.7	6	1
McCall	2	2	1.0	5	0
Campbell	1	32	32.0	32	0
Alley	1	16	16.0	16	0
Team	176	2458	14.0	63	17
Opponents	227	2973	13.1	N/A	27

Interceptions	No.	Yds.	Avg.	Lg	TD
Hohn	5	4	12.8	24	0
Martha	5	37	7.4	15	0
Shorter	4	47	15.7	23	0
Stenger	3	36	12.0	19	0
Russell	2	48	24.0	26	0
May	2	4	2.0	2	0
Calland	2	0	0.0	0	0
Hillebrand	1	14	14.0	14	0
Hinton	1	7	7.0	7	0
Woodson	1	0	0.0	0	0
Team	25	257	10.3	26	0
Opponents	29	535	18.4	N/A	3

Punting	No.	Yds	Avg	Lg	B
Walden	77	3254	42.3	61	0
Team	77	3254	42.3	61	0
Opponents	65	2608	40.1	N/A	0

Punt Returns	Ret	FC	Yds	Avg	Lg	TD
Hoak	1	1	9	9.0	9	0
Jefferson	4	2	23	5.8	9	0
Campbell	28	7	133	4.8	23	0
Martha	3	2	0	0.0	0	0
Davis	1	0	0	0.0	0	0
Beatty	0	1	0	0.0	0	0
Team	37	13	165	4.5	23	0
Opponents	41	N/A	396	9.7	N/A	1

Kickoff Returns	No.	Yds	Avg	Lg	TD
McCall	21	532	25.3	101	1
Campbell	26	522	20.1	46	0
Bankston	4	89	22.3	41	0
Jefferson	4	80	20.0	27	0
Woodson	1	18	18.0	18	0
Davis	3	0	0.0	0	0
Koib	1	0	0.0	0	0
Team	60	1241	21.0	101	1
Opponents	46	962	20.9	N/A	1

Passing	Att	Cmp	Yds	Cmp%	TD	Int	Lg	Sack/Lost	Rating
Shiner	209	97	1422	46.4	7	10	63	24/157	60.3
Hanratty	126	52	716	41.3	8	13	41	20/168	41.7
Nix	53	25	290	47.2	2	6	47	7/39	37.2
Hoak	3	2	30	66.7	0	0	16	1/10	-
Team	391	176	2458	45.0	17	29	63	52/374	49.4
Opponents	410	227	2973	55.4	27	25	N/A	33/304	75.0





1970 Final Regular-Season Statistics (5-9)

Date	Result	Opponent	Attn.
9/20	L 19-7	Houston	45,538
9/27	L 16-13	at Denver	50,705
10/3	L 15-7	at Cleveland	84,349
10/11	W 23-10	Buffalo	42,140
10/18	W 7-3	at Houston	42,799
10/25	L 31-14	at Oakland	54,423
11/2	W 21-10	Cincinnati	38,968
11/8	W 21-17	N.Y. Jets	50,028
11/15	L 31-14	Kansas City	50,081
11/22	L 34-7	at Cincinnati	59,276
11/29	W 28-9	Cleveland	50,214
12/6	L 20-12	Green Bay	46,418
12/13	L 27-16	at Atlanta	54,126
12/20	L 30-20	at Philadelphia	55,252

Team Statistics	Pitt.	Opp.
Total First Downs	206	225
Rushing	84	91
Passing	97	120
Penalty	25	14
Total Net Yards	3752	3996
Avg. Per Game	268.0	285.4
Total Plays	844	906
Avg. Per Play	4.4	4.4
Net Yards Rushing	1715	1679
Avg. Per Game	122.5	119.9
Total Rushes	432	487
Net Yards Passing	2037	2317
Avg. Per Game	145.5	165.5
Sacked/Yards Lost	28/275	26/238
Gross Yards	2312	2555
Att./Completions	364/150	393/191
Completion Pct.	39.1	48.6
Had Intercepted	32	23
Punts/Average	78/44.2	85/41.9
Penalties/Yards	82/835	76/790
Fumbles/Ball Lost	30/14	29/14
Touchdowns	26	32
Rushing	13	8
Passing	12	21
Returns	1	3

Score by Periods	Q1	Q2	Q3	Q4	OT	PTS
Team	33	76	50	51	0	210
Opponents	63	65	82	62	0	272

Scoring	TD	R	P	Rt	Pat	FG	S	Pts.
Fuqua	9	7	2	0			0	54
Mingo	0	0	0	0	17/17	5/18	0	32
Shanklin	4	0	4	0			0	24
Watson	0	0	0	0	7/9	5/10	0	22
Hughes	3	0	3	0			0	18
Pearson	2	2	0	0			0	12
Bankston	2	2	0	0			0	12
Smith	2	0	2	0			0	12
Hoak	1	1	0	0			0	6
Bradshaw	1	1	0	0			0	6
Staggers	1	0	1	0			0	6
Beatty	1	0	0	1			0	6
Team	26	13	12	1	24/26	10/28	0	210
Opponents	32	8	21	3	29/32	15/32	3	272

Sacks: N/A Team 28.0, Opponents 26.0

Rushing	No.	Yds	Avg	Lg	TD
Fuqua	138	691	5.0	85	7
Pearson	173	503	2.9	30	2
Bradshaw	32	233	7.3	22	1
Bankston	26	122	4.7	31	2
Hoak	40	115	2.6	13	1
Bryant	3	25	8.3	24	0
Wilburn	5	25	5.0	10	0
Cole	9	8	0.9	6	0
Smith	1	6	6.0	6	0
Hantratty	4	-5	-1.3	0	0
Hughes	1	-8	-8.0	-8	0
Team	432	1715	4.0	85	13
Opponents	487	1679	3.4	N/A	8

Receiving	No.	Yds.	Avg.	Lg	TD
Shanklin	30	691	23.0	81	4
Smith	30	458	15.3	87	2
Hughes	24	332	13.8	72	3
Fuqua	23	289	12.6	57	2
Bryant	8	154	19.3	63	0
Bankston	7	30	4.3	20	0
Staggers	6	118	19.7	31	1
Wilburn	6	77	12.8	15	0
Pearson	6	71	11.8	18	0
Hoak	4	25	6.3	18	0
Adams	3	36	12.0	17	0
Cole	3	31	10.3	20	0
Team	150	2312	15.4	87	12
Opponents	191	2555	13.4	N/A	21

Interceptions	No.	Yds.	Avg.	Lg	TD
Calland	7	38	5.4	21	0
Allen	4	48	12.0	30	0
Russell	3	64	21.3	37	0
Rowser	3	27	9.0	12	0
Beatty	2	49	24.5	30	1
Hillebrand	2	14	7.0	14	0
Austin	1	22	22.0	22	0
Blount	1	4	4.0	4	0
Team	23	266	11.5	37	1
Opponents	32	318	9.9	N/A	1

Punting	No.	Yds	Avg	Lg	B
Walden	75	3393	45.2	66	1
Bradshaw	3	52	17.3	39	0
Team	78	3445	44.2	66	1
Opponents	85	3517	41.9	N/A	1

Punt Returns	Ret	FC	Yds	Avg	Lg	TD
Blount	1	0	52	52.0	52	0
Staggers	13	12	70	5.4	15	0
Bryant	37	7	159	4.3	33	0
Team	51	19	281	5.5	52	0
Opponents	51	N/A	304	6.0	N/A	0

Kickoff Returns	No.	Yds	Avg	Lg	TD
Blount	18	535	29.7	91	0
Pearson	4	114	28.5	35	0
Staggers	14	333	23.8	46	0
Sharp	1	9	9.0	9	0
Wenzel	1	6	6.0	6	0
Calland	1	0	0.0	0	0
Washington	1	0	0.0	0	0
Team	40	997	24.9	91	0
Opponents	49	1068	21.8	N/A	1

Passing	Att	Cmp	Yds	Cmp%	TD	Int	Lg	Sack/Lost	Rating
Bradshaw	218	83	1460	38.1	6	24	87	25/242	31.3
Hantratty	163	64	792	39.3	5	8	72	3/33	44.8
Hoak	2	2	40	100.0	1	0	27	0/0	-
Walden	1	1	20	100.0	0	0	20	0/0	-
Team	384	150	2312	39.1	12	32	87	28/247	35.4
Opponents	393	191	2555	48.6	21	23	N/A	26/238	63.1



FOUNDING PARTNERS



UPMC

University of Pittsburgh
Medical Center





TELEVISION WITH IMPACT

DRAFT SHOWS • MINI CAMP
A DAY IN THE LIFE... • MEN'S FANTASY CAMP • TRAINING CAMP
MCDONALD'S STEELERS KidZONE

Saturdays 11:30 a.m. **ESPN 2**

Available only on cable

For all your Steelers information go to

Steelers.com